

Senegal, France, Italy, Spain

BEAUCHEMIN Cris, INED

Migrations between Africa and Europe - MAFE Senegal (2008)

Study Documentation

April 18, 2014

Metadata Production

Metadata Producer(s)	MORISSET Amandine , Service des enquêtes et des sondages, INED
Version	Version 1.0
Identification	IE0216A

Table of Contents

Overview	4
Scope & Coverage	4
Producers & Sponsors	5
Sampling	6
Data Collection	9
Data Processing & Appraisal	12
Accessibility	12
Files Description	13
sn_qm_household	13
sn_qm_indiv	13
sn_qb_general	14
sn_qb_union	15
sn_qb_children	16
sn_qb_house	17
sn_qb_activity	18
sn_qb_assets	19
sn_qb_mig_attempts	20
sn_qb_migration	21
sn_qb_return	22
sn_qb_network	23
sn_qb_short_return	23
sn_qb_short_stay	24
sn_qb_citizenship	25
sn_qb_asylum	26
sn_qb_residence_permit	27
sn_qb_work_permit	28
sn_qb_transfer	29
sn_qb_association	30
Variables List	32
sn_qm_household	32
sn_qm_indiv	41
sn_qb_general	47
sn_qb_union	55
sn_qb_children	57
sn_qb_house	58
sn_qb_activity	60
sn_qb_assets	63
sn_qb_mig_attempts	66
sn_qb_migration	69
sn_qb_return	77
sn_qb_network	80
sn_qb_short_return	81
sn_qb_short_stay	82
sn_qb_citizenship	83
sn_qb_asylum	84
sn_qb_residence_permit	85
sn_qb_work_permit	86
sn_qb_transfer	88
sn_qb_association	89
Variables Description	90
sn_qm_household	91
sn_qm_indiv	234
sn_qb_general	324
sn_qb_union	553

sn qb children	571
sn qb house	585
sn qb activity	675
sn qb assets	706
sn qb mig attempts	757
sn qb migration	834
sn qb return	978
sn qb network	1026
sn qb short return	1082
sn qb short stay	1093
sn qb citizenship	1107
sn qb asylum	1119
sn qb residence permit	1129
sn qb work permit	1142
sn qb transfer	1154
sn qb association	1166

Migrations between Africa and Europe - MAFE Senegal (2008) (MAFE Senegal)

Migrations entre l'Afrique et l'Europe - MAFE Sénégal

Overview

Identification	IE0216A
-----------------------	---------

Abstract

The MAFE project is a major research initiative focused on migration between Sub-Saharan Africa and Europe. It brings together ten European and African research centres working on international migration.

In the early XXIth Century, international migration from Sub-Saharan Africa to Europe has generated increasing public and policy attention. The flotilla of boats bringing would-be migrants to the Canary Islands, and attempts to reach Spanish territory in Ceuta and Mellila have drawn a rapid response from Europe in the form of new policy measures. Yet the scope, nature and likely development of Sub-Saharan African migration to Europe remained poorly understood, and, as a result, European policies may be ineffective. A major cause of this lack of understanding was the absence of comprehensive data on the causes of migration and circulation between Africa and Europe.

The MAFE project aimed at overcoming this lack of understanding by collecting unique data on the characteristics and behavior of migrants from Sub-Saharan countries to Europe. The key notion underpinning the project was that migration must not only be seen as a one-way flow from Africa to Europe. The argument was that return migration, circulation and transnational practices are significant and must be understood in order to design better migration policy.

The MAFE project focused on migration flows between Europe (Belgium, France, Italy, the Netherlands, Spain and the UK) and Senegal, the Democratic Republic of Congo and Ghana, which together accounted for over a quarter of all African migration to the EU at the time of the survey. In each of these "migration systems", the survey was designed to document four key areas:

- Patterns of migration :

- *the socio-demographic characteristics of migrants,
- *the routes of migration from Africa to Europe, and
- *the patterns of return migration and circulation.

- Determinants of migration: looking at departure, but also return and circulation and taking into account the whole set of possible destinations.

- Migration and Development: MAFE documents some of the socio-economic changes driven by international migration, looking as often as possible at both ends of the Afro-European migration system, at the individual level.

- Migrations and Families: the data collected by the MAFE project can be used to study all sorts of interactions between family formation and international migration. Although the survey was primarily designed to study international migration, it can also be used to study other phenomena, especially in Africa: domestic mobility, labor market participation, family formation, etc.

Comparable data was collected in both 3 sending and 6 destination countries, i.e. in sub-Saharan Africa and in Europe. The data are longitudinal - including retrospective migration, education, work and family histories for individuals - and multi-level - (with data collected at the individual and household levels, in addition of macro-contextual data).

Please consult the official MAFE website for further details : <http://www.mafeproject.com/>

Unit of Analysis	Household Individual
-------------------------	-------------------------

Scope & Coverage

Keywords	International migration (Migration internationale), Africa (Afrique), Europe (Europe), Geographical mobility (Mobilité géographique), France (France), Spain (Espagne), Italy (Italie), Senegal (Senegal)
-----------------	---

Time Period(s)	2007-2008
-----------------------	-----------

Countries	Senegal, France, Italy, Spain
Geographic Coverage	Six European countries and three African countries participated in the MAFE surveys. Data collection was carried out in both sending countries in Africa and destination countries in Europe, in order to constitute transnational samples. For MAFE Senegal, data was collected in Senegal (African part) and France, Italy and Spain (European part).
Universe	<p>SENEGAL</p> <p>Household: Households selected randomly from the updated list of households in the selected primary sampling units. Two strata were distinguished: the households with migrants and those without migrants.</p> <p>Individual: People aged 25-75 at the time of the survey, born in Senegal and who have/had Senegalese citizenship. This lower age limit was set in order to obtain informative life histories. By not including respondents younger than 25, the resources were used more effectively. The place of birth criterion was used to exclude people who were born out of their country of origin in order to exclude second generation migrants in Europe and to increase the homogeneity of sample.</p> <p>Up to two return migrants and partners of migrants, and one randomly selected other eligible person. Return migrants were eligible if their first departure was above at 18 or over.</p> <p>EUROPE</p> <p>In all the European countries, the surveys were conducted among males and females who were aged 25 and over at the time of the surveys, and who were 18 or over when they had left Africa for the first time for at least one year. For MAFE Senegal, only migrants from Senegal were interviewed. This was a way to reinforce the homogeneity of the sample by excluding people of the 1.5 generation who are often "passive" migrants.</p> <p>In theory, surveyed individuals must be representative of the whole population with these characteristics in the departure region and in the destination countries. The sample is composed of males and females. In Europe, in spite of a gender demographic disequilibrium, the objective was to include 50% of males and 50% of females in order to allow gender analyses.</p>

Producers & Sponsors	
Primary Investigator(s)	BEAUCHEMIN Cris, INED
Other Producer(s)	Institut National d'Etudes Démographiques (INED) , France Université Cheikh Anta Diop (UCAD) , Senegal Forum Internazionale ed Europeo di Ricerche sull'immigrazione (FIERI) , Italy University Pompeu Fabra (UPF) , Spain Consejo Superior de Investigaciones Científicas (CSIC) , Spain
Funding Agency/ies	European Community's Seventh Framework Programme Institut National d'Etudes Démographiques (INED) Agence Nationale de la Recherche (ANR) Région Ile de France (IDF) FSP programme "International Migrations, territorial reorganizations and development of the countries of the South"
Other Acknowledgment(s)	AMETEPE Fofu , INED BAIZAN Pau , Project coordinator / Trainer (Spain questionnaire) , UPF BRINGE Arnaud , INED CASTAGNONE Eleonora , Project coordinator / Trainer (Italy questionnaire) , FIERI DAURELE Catherine , Coordination assistant , INED DIAGNE Alioune , Trainer (Senegal household and biographic questionnaire) , IPDSR FLAHAUX Marie-Laurence , INED GASPARETTI Fedora , Trainer (Italy questionnaire) , FIERI GONZALEZ-FERRER Amparo , Project coordinator / Trainer (Spain questionnaire) , UPF / CSIC KABBANJI Lama , INED

KRAUS Elisabeth , CSIC
 LAURENT Raphaël , INED
 LEJBOWICZ Tania , INED
 LESSAULT David , Trainer (Senegal biographic questionnaire) , INED
 LIU Mao-Mei , Trainer (Spain questionnaire) , UPF
 MEZGER Cora , INED
 MORO Anastasia , Trainer (Italy questionnaire) , DOXA
 NAPPA Jocelyn , INED
 NAZIO Tiziana , FIERI
 OBUCINA Ognjen , UPF
 PASTORE Ferruccio , FIERI
 QUAGLIA Martine , Trainer (Senegal household questionnaire) , INED
 RAZAFINDRATSIMA Nicolas , INED
 REDA V. , Trainer (Italy questionnaire) , DOXA
 ROUGIER Frédérique , Trainer (France questionnaire) , CSA
 SAKHO Papa , Project coordinator , IPDSR
 THEVENIN Marc , INED
 TOMA Sorana , INED
 VICKSTROM Erik , INED
 VIVIER Géraldine , Trainer (Senegal biographic questionnaire / France questionnaire / Spain questionnaire) , INED

Sampling

Sampling Procedure

SENEGAL

A three-stage stratified random sample was used. At the first stage, primary sampling units (census district) were selected randomly with varying probabilities. At the second stage, households were selected randomly in each of the selected primary sampling units (PSUs). At the third stage, individuals were selected within the households.

a) Selection of primary sampling units (first stage)

In the Senegal survey, the sample was designed to be probabilistic and representative of the Dakar region, and at the same time to maximize the chance of reaching households 'affected' by international migration (rare population). The sampling frame used to select the primary sampling units was the 2002 Population Census. The census districts (CD) -which are usually used as the primary sampling units in surveys in Senegal - have an average size of 100 households in urban areas. 60 primary sampling units were randomly selected at the first stage. This number of primary sampling units allows reaching a balance between a large dispersion of households (which decreases sampling errors) and a more concentrated sample (which reduces costs).

The region of Dakar was divided into 10 strata of equal size, according to the % of migrant households within each of them (in average, 11.6% of the households were 'migrants'). 6 CD's per stratum were drawn, with a probability proportional to the number of households within each CD. In other words, census districts with a large number of migrants were more likely to be selected than those with low numbers of migrants. This approach increases the number of migrants interviewed in the individual survey, while still having a probabilistic sample representative of the target area.

The listing of the households in the 60 selected primary sampling units was updated in order to select the sample of households. This stage was essential because a lot of changing occurred in some large neighbourhoods of Dakar since the previous census (2002), especially in suburban areas. This counting also allowed distinguishing between households with and without migrants.

b) Selection of households (second stage)

The following approach was used in MAFE-Senegal:

- Households were selected randomly (using systematic random sampling) from the updated list of households in the selected PSUs. Two strata were distinguished: the households with migrants and those without migrants. A maximum of 50% of households with migrants were drawn in each district. Selected households that could not be reached (absence, refusals,...) were not replaced during the fieldwork. Replacement would distort the computation of sampling weights, and could also lead

to bias the sample. To take account of refusals and absences of households, 22 households were selected to reach an effective sample size of 20 households per CD on average (a total of 1 200 households in Dakar region was to be reached).

c) Selection of individuals (third stage)

Next, individuals were selected within households for the life history survey. In each household, individuals were classified into 3 strata (which do not overlap):

- Return migrants, who were aged 18 or over at their (first) departure (or whose age at departure is unknown) ;
- Spouses/partners of migrants (if the spouse/partner is not a return migrant himself/herself) ;
- Other people.

Then, a simple random sample was done in each household to select:

- Up to 2 return migrants (random selection if more than two in the households, all the return migrants were selected if not more than two in the household)
- Up to 2 Spouses/partners of migrants (random selection if more than two in the household)
- Another individual.

In Senegal, an additional condition was that people had the Senegalese citizenship at birth. This condition was dropped in the Ghana and DR Congo surveys.

Two types of questionnaires were used in the departure countries: the household questionnaire and the individual life history questionnaire.

- The first questionnaire was used among a representative sample of households in the target region.
- The second questionnaire was used among a sample of individuals in the selected households, targeting both return migrants and non-migrants. The household questionnaire was thus used as the sampling frame for the selection of individual respondents.

EUROPE

The objective of the survey was to obtain a sample 'as representative as possible' of the African populations (Congolese, Ghanaian, Senegalese) in the destination countries (150 individuals per origin and destination country). The way the sample was constituted may vary across countries, but some common principles were respected:

- The composition of the sample should be as close as possible to the population of (Congolese, Ghanaian, Senegalese) migrants in the country in terms of gender, geographic distribution, age, socio-economic category or occupation.
- One exception: the sample should be gender balanced. Males and females should be equally represented in order to allow gender analyses.
- Samples in origin and destination may be linked, but migrants with weak or no relationships at origin should not be excluded from the sample.
- Both documented and undocumented migrants should be represented in the sample.

For MAFE Senegal, 200 Senegalese were to be sampled in each country (France, Spain and Italy).

The quota method was preferred in France and Italy to collect information on Senegalese migrants. In Spain, a sample of Senegalese migrants was drawn in the Padron. This source appears as a unique sampling opportunity in Europe since it is annually updated and includes all migrants, even the undocumented ones.

The Senegalese sample in Europe was made up from two types of samples:

- a linked sample of respondents, whose contacts were obtained in Senegal through the household survey. The module D of the HH questionnaire was designed to help the collection of contacts. It had to be entered and transmitted securely to the destination countries before data collection started in Europe. The contacts validity was checked before the fieldwork began. For Senegalese in France, 156 contacts were collected but only 54% of them were actually usable (correct contacts but a large amount were not interviewed). In Italy, almost no contact could be used. The efficiency of this method varies a lot according to the context ;
- an additional sample made up in each country to reach the expected sample size. The size of the additional sample is unknown until the contacts in the origin country have been obtained. The method of selection of this sample varied across countries (selection in a municipal register, through migrant associations, street recruitment, by snowballing methods...).

Regions were selected to cover the largest possible population of Senegalese in the country.

*** France ***

- Target areas: 3 regions comprising 64% of Senegalese people in France (Ile de France, Rhône-Alpes and Provence-Alpes-Côte d'Azur)
- Sample size: 201
- Quotas: By age, gender and socioeconomic status
- Recruitment methods: Selection from contacts obtained in Senegal, public spaces, migrant associations, snowballing, interviewers' contacts

*** Italy ***

- Target areas: Lombardia, Emilia Romagna, Toscana, Campania
- Sample size: 205
- Quotas: By age and gender
- Recruitment methods: Selection from contacts obtained in Senegal, public spaces, migrant associations, snowballing, interviewers' contacts

*** Spain ***

- Target areas: 12 provinces: Almería (Andalucía), Alicante & Valencia (Comunidad Valenciana), Barcelona, Lérida, Tarragona & Gerona (Cataluña), Madrid (Comunidad de Madrid), Zaragoza (Aragón), Las Palmas (Islas Canarias), Murcia (Comunidad Autónoma de Murcia), Baleares (Islas Baleares)
- Sample size: 200 (+ an additional sample of 400 people expected in 2010)
- Quotas: Random sample from Padron
- Recruitment methods: Population register (Padron), contacts obtained in Senegal, interviewers' contacts
- Note: a quota was imposed and respected: the proportion of interviewed migrants living in areas with a large concentration of Senegalese residents had to be equivalent to the real proportion of Senegalese migrants living in those areas in the selected regions

Response Rate

SENEGAL

In the MAFE Senegal survey, the quantitative objectives were not completely fulfilled:

- The selected number of households was 1320 in Senegal, but only 1141 were successfully interviewed, including:
- Non-migrant household : 458
- Household with at least 1 returnee: 205
- Household with at least 1 current migrant: 617
- Household with returnee(s) and current migrant(s): 139

This represents a response rate of 86.4% (90% was expected).

For the biographic questionnaire, 1 387 individuals were selected, only 1 062 were interviewed, including:

- Returnees: 193
- Partners left behind: 101
- Other non-migrants: 768

At the end, the drop was of 23.6%, while a drop of 10% was expected.

The overall response rate in Senegal is 66.1%.

EUROPE

600 Senegalese migrants were successfully interviewed: 200 in France, 198 in Spain, and 202 in Italy.

Weighting

SENEGAL

The computation of sampling weights relies on computing sampling probabilities at each stage. The product of sampling probabilities at each stage gives the overall sampling probability. Taking the inverse of the sampling probability gives the inflation factor. These factors are adjusted (taking into account non-response and by trimming the weights). They are then normalized, so that the sum of weights is equal to the sample size.

The initial "household weighting" takes into account the sampling probability of the DR and then the households. It was corrected by the non-response by multiplying it by the opposite of the rate of answer, estimated by strata of the DR and strata of the household (only available variables for the answering and non-answering households).

The initial "individual weighting" is equal to the product of the rectified household weight and of the opposite of the sampling probability in the household. It also has corrected by the non-response by multiplying it by the opposite of the rates of answer of the individuals, calculated by homogeneous groups obtained by logistic regression. The explanatory variables kept for this regression were the strata of the individual, sex, age, the size of the household, and the rank of contact.

EUROPE

In the European countries, similar sample sizes were selected for males and females, resulting in an overrepresentation or underrepresentation in the MAFE samples. Similarly, older people were usually oversampled. For these reasons, post-stratification weights are computed to give each observation its proper weight and to match the samples as closely as possible to selected population characteristics.

Senegalese migrants in France and Italy were selected using quota sampling with quotas set by age groups and sex, while the sample in Spain was a probabilistic sample from the population register, augmented by Senegalese respondents identified through contacts in the household survey in Senegal. Given this mix, weights for Spain were also computed by poststratification and not by computing sampling probabilities.

The procedure for constructing post-stratification weights in the case of MAFE-Senegal consisted of the following steps:

- Computation of target population estimates
- Computation of initial inflation weights
- Computation of poststratification weight

In the MAFE data, all survey weights have been rescaled (normalized) so that the sum of weights corresponds to the sample sizes of households and individuals respectively while the mean of the weight variables equals one.

For further details about weights, please read the MAFE methodological note 6 entitled "Sampling and Computation Weights in the MAFE Surveys" (see related materials).

Data Collection

Data Collection Dates	<p>Senegal pilot survey: start 2007-07 Senegal pilot survey: end 2007-08 Senegal (Dakar) survey: start 2008-01 Senegal (Dakar) survey: end 2008-06 Italy survey: start 2008-03 Italy survey: end 2008-06 France survey: start 2008-03 France survey: end 2008-07 Spain survey: start 2008-05 Spain survey: end 2008-06</p>
Data Collection Mode	<p>The general strategy was the following one:</p> <ol style="list-style-type: none"> 1. A household survey was conducted among a sample of households in the capital cities in Africa (household questionnaire in origin countries); 2. A life history survey among a sample of individual respondents was conducted in the departure countries (non migrants, return migrants and spouses of migrants). The individual respondents were selected from the households in the origin countries (individual questionnaire in origin countries); 3. A life history survey was carried out among migrants in destination countries (individual questionnaire in destination countries). <p>All the surveys were done using paper questionnaires through face-to-face interviews.</p> <p>SENEGAL</p> <p>In Senegal, the survey was organized in two stages. The first stage consisted in collecting household data. At the end of that stage, selected data of the household questionnaire were entered in order to constitute the sampling frames for individual surveys in Africa and in Europe. The household survey thus precedes the collection of life histories both in Africa and Europe.</p>

NB: In Senegal, the interviewers who did the work in a household did also the work for the individuals of this precise household. It was a way to create a confidence relationship. The average duration of interviews for the household questionnaire was about 45 minutes-1 hour in Senegal. The average duration of the biographic questionnaire was also around 45 minutes, but it varied greatly depending on the age and migration status of the respondents.

EUROPE

In Europe, the moment for data collection depended on the selection method. In MAFE-Senegal, the fieldwork could start only after completion of the household survey. As a consequence, the fieldwork for the biographic questionnaires was done almost at the same time in all countries.

The work of the interviewers included three stages:

- o The interviewers first had to set up an appointment with respondents by using the phone contacts or another source of recruitment (except in cases persons were directly available). Interviewers needed to confirm the appointment. The choice of the place and time of the interview were left to the respondents.

- o The interview was then done. The average duration of the interviews was approximately 1h45 in France. In most cases, interviews were carried out at the house of the respondents, but it also took places in various places (pubs, street, office...). The interviews were done during weekdays or week-ends, at various times.

- o Finally interviewers were asked to read quickly the completed questionnaire as soon as possible after the interview, in order to detect any missing parts or inconsistencies, and correct them on the spot. Approximately one additional hour was necessary for this.

In all the countries, the respondents were offered a small gift at the end of the interview. In most countries, this was a calling card. The value of the gift varied between 5 € (Italy) and £15 (UK).

In all the countries, the gift was very much appreciated. Although the gift was offered after the interview, some participants knew in advance they would receive it.

Recruitment by snowballing also meant that respondents were sometimes aware they would receive a gift. Although this may have facilitated the recruitments of some persons, it may have affected negatively the composition of the sample.

Data Collection Notes

The MAFE surveys collect information on potentially vulnerable populations (undocumented migrants) and on sensitive subjects (remittances, legal status...). In order to facilitate the fieldwork and increase the quality of the data, it was important to carefully inform the people who were to be interviewed.

The legal pre-requisites changed according to the country. In France (only), a legal authorization had to be obtained before starting the fieldwork. The CNIL (Commission nationale informatique et libertés) was concerned by the way the contacts were going to be obtained in Senegal and, most of all, by the sensitivity of certain variables contained in the questionnaires (ethnic group, religion). We obtained the authorization to ask these questions, but in order to keep them in our files, we had to ask to the interviewees to sign a written informed consent.

According to legal prescriptions, in all European countries, a letter was designed to explain their rights to the interviewees. In Senegal, no specific document was designed.

In most countries, a leaflet was designed and used to sensitize respondents and authorities about the MAFE project.

In advance of the survey, several communication actions have been undertaken:

- In Africa, inform neighbourhood heads / municipalities of survey by an official letter or by a visit
- Use local radio / migrants radio and chat show to present the survey
- Inform an organisation of migrants who can support the survey
- Visit the key places of the community (churches...)

Because of the complexity of the questionnaires, only interviewers with a good experience in complex surveys were recruited.

In African countries, it was highly recommended to hire the same interviewers to conduct both household surveys and individual surveys. This approach proved to be very efficient in all the surveys.

In Europe, interviewers had to be able both to recruit the migrants and to fill correctly the questionnaire. As a general rule, it was preferable to have a relatively small number of well-trained interviewers than a large number of interviewers. Overall, around 20 to 25 interviewers and supervisors were involved in data collection in each country.

The number of the interviewers per survey varied between 8 (survey among Ghanaians in the UK) and 17 (Netherlands). In all the countries, both male and females interviewers were hired; most of them had higher education and some experience with data collection. In some countries (e.g. France), some of them were professional interviewers. The selected interviewers were not necessarily from the same country as the respondents, but most of them also had foreign origins. For instance, 7 of the 12 interviewers in Belgium were of foreign origin, 5 of them from DR Congo. In the Netherlands, most interviewers were from Ghanaian origin. The fact that many of the interviewers were themselves of foreign origin seemed to have positively influenced the willingness of interviewees to participate in the survey.

Directly after being filled, questionnaires were checked by the interviewers and supervisors. They were then sent to a small team of editors for an in-depth reading. The editors consisted of 9 people in Senegal, 6 in Ghana and 5 in DR Congo. The team had followed the same training as the interviewers, and also received a specific training for editing the questionnaires. Data entry was performed using MS Access programs prepared by INED.

Questionnaires

The MAFE surveys rely on two different questionnaires: household and biographic. The questionnaires are almost entirely identical from one country to another. The few differences consist in:

- Cultural variables (religion, ethnic groups, matrimonial status etc.)
- New questions introduced on fostered children in the MAFE Congo and MAFE Ghana biographic questionnaires (Module on Children)
- The order of the questions relating to migration in the household questionnaire (Module A)

The Household Questionnaire:

- Used only in African countries
- Answered by a unique respondent who is usually the household head
- Contains information on the members of the household (age, sex, education...) and also on people who live outside the household and who are related to it (head's children, partners living abroad, other relatives of the head or his/her spouse who live abroad and with whom the household has been in touch within the last 12 months). The questionnaire includes a specific module aimed at obtaining contact information for each of the declared migrants. In addition, it contains specific modules on short migration histories, on relationships between each migrant and the household, and on housing conditions and owned assets.
- Topics: socio-demographic variables of each individual, short migration histories, remittances, household assets, housing history
- Available in French (MAFE-Senegal, MAFE-Congo) and English (MAFE-Ghana)

The Biographic Questionnaire:

- Used in all African and European countries
- Answered by the migrant him/herself
- Contains life histories of all the surveyed individuals, whatever their migratory status at the time of the survey (non-migrant, return migrant, current migrant). The questionnaire contains retrospective information on the following topics: dwelling, family, work, international migration of the interviewee (including attempts to migrate, return trips to Senegal, transit migration and legal status in foreign countries), migration history of the migrant's relatives (list of their stays abroad, including dates and country names), goods and assets, and remittances and contributions to associations in the country of origin.
- A grid was used, jointly to the questionnaire, to help the interviewee to recall important dates of his/her history
- Topics: family formation, education and employment, housing, migration, investments (housing, business, community amenities or infrastructure)...
- Available in French (MAFE-Senegal, MAFE-Congo), English (MAFE-Ghana), Italian and Spanish (MAFE-Senegal)

Data Collector(s)

Institut National d'Etudes Démographiques (INED) , France
 Institut de Population Développement et Santé de la Reproduction (IPDSR) , Senegal
 CSA , France
 Istituto per le Ricerche Statistiche e l'Analisi dell'Opinione Pubblica (DOXA) , Italy
 Metroscopia , Spain

Data Processing & Appraisal

Other Forms of Data Appraisal

A methodological note entitled "Sampling international migrants with origin-based snowballing method: New evidence on biases and limitations", written by Cris Beauchemin and Amparo González-Ferrer, can be found in the study's related materials, as well as another methodological note in french "Biais de non-réponse dans l'enquête Migrations entre l'Afrique et l'Europe (MAFE-Sénégal)" written by Nicolas Razafindratsima, Stéphane Legleye and Cris Beauchemin.

Accessibility

Distributor(s)	Institut National d'Etudes Démographiques
-----------------------	---

Citation Requirements

Every user of the MAFE data must cite this paragraph in its publications:

English version : "The MAFE project is coordinated by INED (C. Beauchemin) and is formed, additionally by the Université catholique de Louvain (B. Schoumaker), Maastricht University (V. Mazzucato), the Université Cheikh Anta Diop (P. Sakho), the Université de Kinshasa (J. Mangalu), the University of Ghana (P. Quartey), the Universitat Pompeu Fabra (P. Baizan), the Consejo Superior de Investigaciones Científicas (A. González-Ferrer), the Forum Internazionale ed Europeo di Ricerche sull'Immigrazione (E. Castagnone), and the University of Sussex (R. Black). The MAFE project received funding from the European Community's Seventh Framework Programme under grant agreement 217206. The MAFE-Senegal survey was conducted with the financial support of INED, the Agence Nationale de la Recherche (France), the Région Ile de France and the FSP programme 'International Migrations, territorial reorganizations and development of the countries of the South'. For more details, see: <http://www.mafeproject.com/>"

French version : "Le projet MAFE est coordonné par l'INED (C. Beauchemin), en partenariat avec l'Université catholique de Louvain (B. Schoumaker), la Maastricht University (V. Mazzucato), l'Université Cheikh Anta Diop (P. Sakho), l'Université de Kinshasa (J. Mangalu), l'University of Ghana (P. Quartey), l'Universitat Pompeu Fabra (P. Baizan), le Consejo Superior de Investigaciones Científicas (A. González -Ferrer), le Forum Internazionale ed Europeo di Ricerche sull'Immigrazione (E. Castagnone), et l'University of Sussex (R. Black). Le projet MAFE a reçu un financement du Septième Programme-Cadre de la Communauté européenne (subvention 217206). L'enquête MAFE-Sénégal a été réalisée grâce au soutien financier de l'INED, de l'Agence Nationale de la Recherche, de la région Ile de France, et du programme FSP 'Migrations internationales, recompositions territoriales et développement dans les pays du Sud'. Pour plus d'information, voir : <http://www.mafeproject.com/>"

In addition, to refer to the survey design, the following documents can also be referred to:

Beauchemin, C. (2012). Migrations between Africa and Europe: Rationale for a Survey Design. MAFE Methodological Note 5. Paris, Ined: 45.

Schoumaker, B., C. Mezger, N. Razafindratsima and A. Bringé (2013). Sampling and Computation Weights in the MAFE Surveys. MAFE Methodological Note 6: 73.

These MAFE methodological notes are available at: http://mafeproject.site.ined.fr/en/methodo/methodological_notes/

Files Description

Dataset contains 20 file(s)

sn_qm_household	
# Cases	1141
# Variable(s)	197
File Structure	Type: relational Key(s): n_menage (Household number) , n_indiv (Individual number in the HH (HH head))
<p><u>File Content</u> One line per HH, i.e. a total of 1141 HH in Senegal The dataset contains information on:</p> <ul style="list-style-type: none"> - HH characteristics (computed variables from modules A & B); - HH head characteristics (all variables from module A, including the computed variables created for the dataset "qm_indiv"). <p>Variables names: hh_a1 to hh_a21;</p> <ul style="list-style-type: none"> - Housing and assets of the HH head (module E); - Information on the conduct of the interview (module O). 	
<p><u>Missing Data</u> Due to the files conversion, all "Refuse to answer", "No answer" and "Don't know" values appear here in missing frequencies.</p>	
<p><u>Notes</u> All "Yes" / "No" answers have been recoded, in order to facilitate analyses. In the questionnaire code, "No" was 2. It is now 0 in the dataset code. In both cases "Yes" is 1. The multiple answers variables are those where respondents could give more than one answer. To have a better view of these answers and to make the analysis easier, these variables are dichotomised in the datasets: for each possible modality a dichotomous variable was created (0 = No ; 1 = Yes). The variable weight_hdd represents normalized weights to be used in the analyses related to the household data, whatever the file used.</p>	

sn_qm_indiv	
# Cases	12350
# Variable(s)	136
File Structure	Type: relational Key(s): n_menage (Household number) , n_indiv (Individual number in the HH)
<p><u>File Content</u> One line per declared individual in the HH questionnaire, i.e. a total of 12350 individuals in Senegal (including individuals living abroad, i.e. a total of 1203 migrants in Senegal)</p> <p>Observations in this data file correspond to:</p> <ul style="list-style-type: none"> - Individuals living in the household at the time of the survey (A4=1) - Individuals living outside the household (A4=2) included in the roster if they enter into one of the following categories: <ul style="list-style-type: none"> * / children of the HH head who no longer live with her/him, whatever her/his place of residence; * / partners of household members who live outside Senegal; * / parents of household members who live outside Senegal; * / other people living outside Senegal and who had regular contact with the household during the 12 months before the survey. 	

WARNING! Don't forget that only part of the people listed in the household questionnaires, i.e. in "qm_indiv" are actual members of the households.

Furthermore, keep in mind that some individuals, in this dataset, never lived in Congo, Ghana or Senegal. For example:

- Descendants of migrants, born in the destination country of their parents. Ex: the HH head is a grandfather whose son has immigrated to France, where he had children. These children can be mentioned by the grandfather in the third category "other persons living outside Senegal but who have kept regular contact with the HH during the 12 months before the survey", even if they have never lived in Senegal.

- Relatives of immigrants in Congo, Ghana or Senegal. Ex: the HH head is an immigrant woman from Angola. She has left behind (in her home country) her husband and children. Even if they have never lived in Congo, she mentioned them in the HH questionnaire because they are in the third category.

The dataset contains all variables of the questionnaire and some additional computed variables.

Missing Data

Due to the files conversion, all "Refuse to answer", "No answer" and "Don't know" values appear here in missing frequencies.

Notes

All "Yes" / "No" answers have been recoded, in order to facilitate analyses. In the questionnaire code, "No" was 2. It is now 0 in the dataset code. In both cases "Yes" is 1.

The multiple answers variables are those where respondents could give more than one answer. To have a better view of these answers and to make the analysis easier, these variables are dichotomised in the datasets: for each possible modality a dichotomous variable was created (0 = No ; 1 = Yes).

The variable weight_hdd represents normalized weights to be used in the analyses related to the household data, whatever the file used.

sn_qb_general

# Cases	1668
# Variable(s)	153

File Content

!! One line per interviewee !!

This dataset contains variables that do not vary over time, i.e. answers to the introductory module of the questionnaire and to variables from the inter-modules of the questionnaire, plus some computed variables.

As for variables statu_mig, migr_cur, migr_ret, migr_cjt and migr_no: a same individual can be coded 1 in several of the migratory status variables; e.g. a same individual can be both returnee and a partner of a migrant at the time of the survey.

NB: these variables may show results different from the stratification variable (strata_ind), which content was determined by answers given by proxy respondents in the household surveys. These variables (migr_*, presented in this table) are computed using the information obtained in the biographic surveys.

All MAFE's biographic files include the same 18 variables listed below:

- ident
- id_country
- n_menage
- n_indiv
- num_dr
- strata_area
- strata_hh
- strata_ind
- q1
- q1a
- age_survey
- q18
- flag_age

- flag_arrival
- flag_visitor (exception: only available for MAFE Senegal)
- weight_eur
- weight_all
- weight_ctry

Missing Data

Due to the files conversion, all "Refuse to answer", "No answer" and "Don't know" values appear here in missing frequencies.

Notes

All "Yes" / "No" answers have been recoded, in order to facilitate analyses. In the questionnaire code, "No" was 2. It is now 0 in the dataset code. In both cases "Yes" is 1.

The multiple answers variables are those where respondents could give more than one answer. To have a better view of these answers and to make the analysis easier, these variables are dichotomised in the datasets: for each possible modality a dichotomous variable was created (0 = No ; 1 = Yes).

There are three different weight variables in the data files of the MAFE individual surveys. They were computed at three different levels:

- weight_ctry is the variable to use when working on a single country (for example, the Senegalese population sampled only in Senegal, or in any single European country).
- weight_eur is the variable to use when working on the European countries pooled together (for example, the Senegalese population sampled in France, Italy and Spain). It should not be used if the analyses include individuals surveyed in Africa.
- weight_all is the variable to use when working on all countries of the MAFE survey (for example, Senegalese population from Senegalese, French, Italian and Spanish samples).

For details on weight computation, see Schoumaker et al. (2013), a document that also provides information on when and how to use weights with the MAFE data (Methodological note 6 - see related materials).

sn_qb_union

# Cases	2347
# Variable(s)	37

File Content

!! One line per union for the interviewees which declared at least one union, in addition of one line per individual who had no partnership !!

This dataset contains all the answers to the module Union.

All MAFE's biographic files include the same 18 variables listed below:

- ident
- id_country
- n_menage
- n_indiv
- num_dr
- strata_area
- strata_hh
- strata_ind
- q1
- q1a
- age_survey
- q18
- flag_age
- flag_arrival
- flag_visitor (exception: only available for MAFE Senegal)
- weight_eur
- weight_all
- weight_ctry

Missing Data

Due to the files conversion, all "Refuse to answer", "No answer" and "Don't know" values appear here in missing frequencies.

Notes

All "Yes" / "No" answers have been recoded, in order to facilitate analyses. In the questionnaire code, "No" was 2. It is now 0 in the dataset code. In both cases "Yes" is 1.

The multiple answers variables are those where respondents could give more than one answer. To have a better view of these answers and to make the analysis easier, these variables are dichotomised in the datasets: for each possible modality a dichotomous variable was created (0 = No ; 1 = Yes).

There are three different weight variables in the data files of the MAFE individual surveys. They were computed at three different levels:

- weight_ctry is the variable to use when working on a single country (for example, the Senegalese population sampled only in Senegal, or in any single European country).
- weight_eur is the variable to use when working on the European countries pooled together (for example, the Senegalese population sampled in France, Italy and Spain). It should not be used if the analyses include individuals surveyed in Africa.
- weight_all is the variable to use when working on all countries of the MAFE survey (for example, Senegalese population from Senegalese, French, Italian and Spanish samples).

For details on weight computation, see Schoumaker et al. (2013), a document that also provides information on when and how to use weights with the MAFE data (Methodological note 6 - see related materials).

sn_qb_children

# Cases	5295
# Variable(s)	28

File Content

!! One line per child for the interviewees who declared at least one child, in addition of one line per individual who had no child !!

This dataset contains all the answers to the module Children.

All MAFE's biographic files include the same 18 variables listed below:

- ident
- id_country
- n_menage
- n_indiv
- num_dr
- strata_area
- strata_hh
- strata_ind
- q1
- q1a
- age_survey
- q18
- flag_age
- flag_arrival
- flag_visitor (exception: only available for MAFE Senegal)
- weight_eur
- weight_all
- weight_ctry

Missing Data

Due to the files conversion, all "Refuse to answer", "No answer" and "Don't know" values appear here in missing frequencies.

Notes

All "Yes" / "No" answers have been recoded, in order to facilitate analyses. In the questionnaire code, "No" was 2. It is now 0 in the dataset code. In both cases "Yes" is 1.

The multiple answers variables are those where respondents could give more than one answer. To have a better view of these answers and to make the analysis easier, these variables are dichotomised in the datasets: for each possible modality a dichotomous variable was created (0 = No ; 1 = Yes).

There are three different weight variables in the data files of the MAFE individual surveys. They were computed at three different levels:

- weight_ctry is the variable to use when working on a single country (for example, the Senegalese population sampled only in Senegal, or in any single European country).
- weight_eur is the variable to use when working on the European countries pooled together (for example, the Senegalese population sampled in France, Italy and Spain). It should not be used if the analyses include individuals surveyed in Africa.
- weight_all is the variable to use when working on all countries of the MAFE survey (for example, Senegalese population from Senegalese, French, Italian and Spanish samples).

For details on weight computation, see Schoumaker et al. (2013), a document that also provides information on when and how to use weights with the MAFE data (Methodological note 6 - see related materials).

sn_qb_house

# Cases	7124
# Variable(s)	49

File Content

!! One line per house for all the interviewees (everybody had to declare at least one house) !!

This dataset contains:

- all the answers to the module Housing.
- a series of dichotomous variables created from the question q307.

All MAFE's biographic files include the same 18 variables listed below:

- ident
- id_country
- n_menage
- n_indiv
- num_dr
- strata_area
- strata_hh
- strata_ind
- q1
- q1a
- age_survey
- q18
- flag_age
- flag_arrival
- flag_visitor (exception: only available for MAFE Senegal)
- weight_eur
- weight_all
- weight_ctry

Missing Data

Due to the files conversion, all "Refuse to answer", "No answer" and "Don't know" values appear here in missing frequencies.

Notes

All "Yes" / "No" answers have been recoded, in order to facilitate analyses. In the questionnaire code, "No" was 2. It is now 0 in the dataset code. In both cases "Yes" is 1.

The multiple answers variables are those where respondents could give more than one answer. To have a better view of these answers and to make the analysis easier, these variables are dichotomised in the datasets: for each possible modality a dichotomous variable was created (0 = No ; 1 = Yes).

There are three different weight variables in the data files of the MAFE individual surveys. They were computed at three different levels:

- weight_ctry is the variable to use when working on a single country (for example, the Senegalese population sampled only in Senegal, or in any single European country).
- weight_eur is the variable to use when working on the European countries pooled together (for example, the Senegalese population sampled in France, Italy and Spain). It should not be used if the analyses include individuals surveyed in Africa.
- weight_all is the variable to use when working on all countries of the MAFE survey (for example, Senegalese population from Senegalese, French, Italian and Spanish samples).

For details on weight computation, see Schoumaker et al. (2013), a document that also provides information on when and how to use weights with the MAFE data (Methodological note 6 - see related materials).

sn_qb_activity

# Cases	7293
---------	------

# Variable(s)	46
---------------	----

File Content

!! One line per activity for all the interviewees (everybody declares at least one activity) !!

This dataset contains:

- all the answers to the module Activity.
- a series of dichotomous variables created from the question q407.

All MAFE's biographic files include the same 18 variables listed below:

- ident
- id_country
- n_menage
- n_indiv
- num_dr
- strata_area
- strata_hh
- strata_ind
- q1
- q1a
- age_survey
- q18
- flag_age
- flag_arrival
- flag_visitor (exception: only available for MAFE Senegal)
- weight_eur
- weight_all
- weight_ctry

Missing Data

Due to the files conversion, all "Refuse to answer", "No answer" and "Don't know" values appear here in missing frequencies.

Notes

All "Yes" / "No" answers have been recoded, in order to facilitate analyses. In the questionnaire code, "No" was 2. It is now 0 in the dataset code. In both cases "Yes" is 1.

The multiple answers variables are those where respondents could give more than one answer. To have a better view of these answers and to make the analysis easier, these variables are dichotomised in the datasets: for each possible modality a dichotomous variable was created (0 = No ; 1 = Yes).

There are three different weight variables in the data files of the MAFE individual surveys. They were computed at three different levels:

- weight_ctry is the variable to use when working on a single country (for example, the Senegalese population sampled only in Senegal, or in any single European country).
- weight_eur is the variable to use when working on the European countries pooled together (for example, the Senegalese population sampled in France, Italy and Spain). It should not be used if the analyses include individuals surveyed in Africa.
- weight_all is the variable to use when working on all countries of the MAFE survey (for example, Senegalese population from Senegalese, French, Italian and Spanish samples).

For details on weight computation, see Schoumaker et al. (2013), a document that also provides information on when and how to use weights with the MAFE data (Methodological note 6 - see related materials).

sn_qb_assets	
# Cases	2097
# Variable(s)	78

File Content

!! One line per property for each person who declares at least one property and one line per individual with no asset !!
This dataset contains:

- all the answers to the module Assets & Business.
- a series of dichotomous variables created from the questions q509, q514 and q515.

All MAFE's biographic files include the same 18 variables listed below:

- ident
- id_country
- n_menage
- n_indiv
- num_dr
- strata_area
- strata_hh
- strata_ind
- q1
- q1a
- age_survey
- q18
- flag_age
- flag_arrival
- flag_visitor (exception: only available for MAFE Senegal)
- weight_eur
- weight_all
- weight_ctry

Missing Data

Due to the files conversion, all "Refuse to answer", "No answer" and "Don't know" values appear here in missing frequencies.

Notes

All "Yes" / "No" answers have been recoded, in order to facilitate analyses. In the questionnaire code, "No" was 2. It is now 0 in the dataset code. In both cases "Yes" is 1.

The multiple answers variables are those where respondents could give more than one answer. To have a better view of these answers and to make the analysis easier, these variables are dichotomised in the datasets: for each possible modality a dichotomous variable was created (0 = No ; 1 = Yes).

There are three different weight variables in the data files of the MAFE individual surveys. They were computed at three different levels:

- weight_ctry is the variable to use when working on a single country (for example, the Senegalese population sampled only in Senegal, or in any single European country).

- weight_eur is the variable to use when working on the European countries pooled together (for example, the Senegalese population sampled in France, Italy and Spain). It should not be used if the analyses include individuals surveyed in Africa.

- weight_all is the variable to use when working on all countries of the MAFE survey (for example, Senegalese population from Senegalese, French, Italian and Spanish samples).

For details on weight computation, see Schoumaker et al. (2013), a document that also provides information on when and how to use weights with the MAFE data (Methodological note 6 - see related materials).

sn_qb_mig_attempts	
# Cases	1729
# Variable(s)	50
<u>File Content</u>	
<p>!! One line per attempt for each person who declared at least one attempt and one line for the other interviewees !!</p> <p>This dataset contains:</p> <ul style="list-style-type: none"> - all the answers to the module Migration Attempts. - a series of dichotomous variables created from the question q805. <p>All MAFE's biographic files include the same 18 variables listed below:</p> <ul style="list-style-type: none"> - ident - id_country - n_menage - n_indiv - num_dr - strata_area - strata_hh - strata_ind - q1 - q1a - age_survey - q18 - flag_age - flag_arrival - flag_visitor (exception: only available for MAFE Senegal) - weight_eur - weight_all - weight_ctry 	
<u>Missing Data</u>	
Due to the files conversion, all "Refuse to answer", "No answer" and "Don't know" values appear here in missing frequencies.	
<u>Notes</u>	
<p>All "Yes" / "No" answers have been recoded, in order to facilitate analyses. In the questionnaire code, "No" was 2. It is now 0 in the dataset code. In both cases "Yes" is 1.</p> <p>The multiple answers variables are those where respondents could give more than one answer. To have a better view of these answers and to make the analysis easier, these variables are dichotomised in the datasets: for each possible modality a dichotomous variable was created (0 = No ; 1 = Yes).</p> <p>There are three different weight variables in the data files of the MAFE individual surveys. They were computed at three different levels:</p> <ul style="list-style-type: none"> - weight_ctry is the variable to use when working on a single country (for example, the Senegalese population sampled only in Senegal, or in any single European country). - weight_eur is the variable to use when working on the European countries pooled together (for example, the Senegalese population sampled in France, Italy and Spain). It should not be used if the analyses include individuals surveyed in Africa. - weight_all is the variable to use when working on all countries of the MAFE survey (for example, Senegalese population from Senegalese, French, Italian and Spanish samples). 	

For details on weight computation, see Schoumaker et al. (2013), a document that also provides information on when and how to use weights with the MAFE data (Methodological note 6 - see related materials).

sn_qb_migration

# Cases	2064
---------	------

# Variable(s)	159
---------------	-----

File Content

!! One line per long & short stay outside Senegal for each person who declares at least one stay and one line per individual who did no stay abroad !!

This dataset contains:

- all the answers to the module Long & Short stay outside Senegal.
- a series of dichotomous variables created from the questions q610, q614, q615, q616, q617, q619.

All MAFE's biographic files include the same 18 variables listed below:

- ident
- id_country
- n_menage
- n_indiv
- num_dr
- strata_area
- strata_hh
- strata_ind
- q1
- q1a
- age_survey
- q18
- flag_age
- flag_arrival
- flag_visitor (exception: only available for MAFE Senegal)
- weight_eur
- weight_all
- weight_ctry

Missing Data

Due to the files conversion, all "Refuse to answer", "No answer" and "Don't know" values appear here in missing frequencies.

Notes

All "Yes" / "No" answers have been recoded, in order to facilitate analyses. In the questionnaire code, "No" was 2. It is now 0 in the dataset code. In both cases "Yes" is 1.

The multiple answers variables are those where respondents could give more than one answer. To have a better view of these answers and to make the analysis easier, these variables are dichotomised in the datasets: for each possible modality a dichotomous variable was created (0 = No ; 1 = Yes).

There are three different weight variables in the data files of the MAFE individual surveys. They were computed at three different levels:

- weight_ctry is the variable to use when working on a single country (for example, the Senegalese population sampled only in Senegal, or in any single European country).
- weight_eur is the variable to use when working on the European countries pooled together (for example, the Senegalese population sampled in France, Italy and Spain). It should not be used if the analyses include individuals surveyed in Africa.
- weight_all is the variable to use when working on all countries of the MAFE survey (for example, Senegalese population from Senegalese, French, Italian and Spanish samples).

For details on weight computation, see Schoumaker et al. (2013), a document that also provides information on when and how to use weights with the MAFE data (Methodological note 6 - see related materials).

sn_qb_return	
# Cases	1729
# Variable(s)	70
<p><u>File Content</u></p> <p>!! One line per return to Senegal for each person who declared at least one return and one line for the other interviewees !! Note: returns listed in this module are returns that lasted at least 1 year and shorter returns but with the intention of settling. Other returns (less than a year without intention to resettle) are listed in the qb_short_return datafiles. This dataset contains:</p> <ul style="list-style-type: none"> - all the answers to the module Return to Senegal. - a series of dichotomous variables created from the questions q707 and q708. <p>All MAFE's biographic files include the same 18 variables listed below:</p> <ul style="list-style-type: none"> - ident - id_country - n_menage - n_indiv - num_dr - strata_area - strata_hh - strata_ind - q1 - q1a - age_survey - q18 - flag_age - flag_arrival - flag_visitor (exception: only available for MAFE Senegal) - weight_eur - weight_all - weight_ctry 	
<p><u>Missing Data</u></p> <p>Due to the files conversion, all "Refuse to answer", "No answer" and "Don't know" values appear here in missing frequencies.</p>	
<p><u>Notes</u></p> <p>All "Yes" / "No" answers have been recoded, in order to facilitate analyses. In the questionnaire code, "No" was 2. It is now 0 in the dataset code. In both cases "Yes" is 1.</p> <p>The multiple answers variables are those where respondents could give more than one answer. To have a better view of these answers and to make the analysis easier, these variables are dichotomised in the datasets: for each possible modality a dichotomous variable was created (0 = No ; 1 = Yes).</p> <p>There are three different weight variables in the data files of the MAFE individual surveys. They were computed at three different levels:</p> <ul style="list-style-type: none"> - weight_ctry is the variable to use when working on a single country (for example, the Senegalese population sampled only in Senegal, or in any single European country). - weight_eur is the variable to use when working on the European countries pooled together (for example, the Senegalese population sampled in France, Italy and Spain). It should not be used if the analyses include individuals surveyed in Africa. - weight_all is the variable to use when working on all countries of the MAFE survey (for example, Senegalese population from Senegalese, French, Italian and Spanish samples). <p>For details on weight computation, see Schoumaker et al. (2013), a document that also provides information on when and how to use weights with the MAFE data (Methodological note 6 - see related materials).</p>	

sn_qb_network	
# Cases	6690
# Variable(s)	35
<p><u>File Content</u></p> <p>!! One line per migration (for stays of at least one year) for each person in the network of the interviewee, and one line for each interviewee who has nobody abroad !!</p> <p>This dataset contains:</p> <ul style="list-style-type: none"> - all the answers to the module Migrations of Family Members and Personal Network. - computed variables: id_enf, id_uni, id_net and id_netmig. <p>All MAFE's biographic files include the same 18 variables listed below:</p> <ul style="list-style-type: none"> - ident - id_country - n_menage - n_indiv - num_dr - strata_area - strata_hh - strata_ind - q1 - q1a - age_survey - q18 - flag_age - flag_arrival - flag_visitor (exception: only available for MAFE Senegal) - weight_eur - weight_all - weight_ctry 	
<p><u>Missing Data</u></p> <p>Due to the files conversion, all "Refuse to answer", "No answer" and "Don't know" values appear here in missing frequencies.</p>	
<p><u>Notes</u></p> <p>All "Yes" / "No" answers have been recoded, in order to facilitate analyses. In the questionnaire code, "No" was 2. It is now 0 in the dataset code. In both cases "Yes" is 1.</p> <p>The multiple answers variables are those where respondents could give more than one answer. To have a better view of these answers and to make the analysis easier, these variables are dichotomised in the datasets: for each possible modality a dichotomous variable was created (0 = No ; 1 = Yes).</p> <p>There are three different weight variables in the data files of the MAFE individual surveys. They were computed at three different levels:</p> <ul style="list-style-type: none"> - weight_ctry is the variable to use when working on a single country (for example, the Senegalese population sampled only in Senegal, or in any single European country). - weight_eur is the variable to use when working on the European countries pooled together (for example, the Senegalese population sampled in France, Italy and Spain). It should not be used if the analyses include individuals surveyed in Africa. - weight_all is the variable to use when working on all countries of the MAFE survey (for example, Senegalese population from Senegalese, French, Italian and Spanish samples). <p>For details on weight computation, see Schoumaker et al. (2013), a document that also provides information on when and how to use weights with the MAFE data (Methodological note 6 - see related materials).</p>	

sn_qb_short_return	
# Cases	2570

# Variable(s)	21
<p><u>File Content</u> !! One line per return to Senegal of less than a year for each person who declared at least one short return (without a resettlement intention) or one line for a multiple return, and one line for all other individuals !! This dataset contains all the answers to the module Return to Senegal of Less than a Year.</p> <p>All MAFE's biographic files include the same 18 variables listed below:</p> <ul style="list-style-type: none"> - ident - id_country - n_menage - n_indiv - num_dr - strata_area - strata_hh - strata_ind - q1 - q1a - age_survey - q18 - flag_age - flag_arrival - flag_visitor (exception: only available for MAFE Senegal) - weight_eur - weight_all - weight_ctry 	
<p><u>Missing Data</u> Due to the files conversion, all "Refuse to answer", "No answer" and "Don't know" values appear here in missing frequencies.</p>	
<p><u>Notes</u> All "Yes" / "No" answers have been recoded, in order to facilitate analyses. In the questionnaire code, "No" was 2. It is now 0 in the dataset code. In both cases "Yes" is 1.</p> <p>The multiple answers variables are those where respondents could give more than one answer. To have a better view of these answers and to make the analysis easier, these variables are dichotomised in the datasets: for each possible modality a dichotomous variable was created (0 = No ; 1 = Yes).</p> <p>There are three different weight variables in the data files of the MAFE individual surveys. They were computed at three different levels:</p> <ul style="list-style-type: none"> - weight_ctry is the variable to use when working on a single country (for example, the Senegalese population sampled only in Senegal, or in any single European country). - weight_eur is the variable to use when working on the European countries pooled together (for example, the Senegalese population sampled in France, Italy and Spain). It should not be used if the analyses include individuals surveyed in Africa. - weight_all is the variable to use when working on all countries of the MAFE survey (for example, Senegalese population from Senegalese, French, Italian and Spanish samples). <p>For details on weight computation, see Schoumaker et al. (2013), a document that also provides information on when and how to use weights with the MAFE data (Methodological note 6 - see related materials).</p>	

sn_qb_short_stay	
# Cases	2642
# Variable(s)	23
<p><u>File Content</u> !! One line per stay of less than a year outside Senegal for each person who declared at least one stay !! This dataset contains all the answers to the module Stays of Less than a Year outside Senegal.</p>	

All MAFE's biographic files include the same 18 variables listed below:

- ident
- id_country
- n_menage
- n_indiv
- num_dr
- strata_area
- strata_hh
- strata_ind
- q1
- q1a
- age_survey
- q18
- flag_age
- flag_arrival
- flag_visitor (exception: only available for MAFE Senegal)
- weight_eur
- weight_all
- weight_ctry

Missing Data

Due to the files conversion, all "Refuse to answer", "No answer" and "Don't know" values appear here in missing frequencies.

Notes

All "Yes" / "No" answers have been recoded, in order to facilitate analyses. In the questionnaire code, "No" was 2. It is now 0 in the dataset code. In both cases "Yes" is 1.

The multiple answers variables are those where respondents could give more than one answer. To have a better view of these answers and to make the analysis easier, these variables are dichotomised in the datasets: for each possible modality a dichotomous variable was created (0 = No ; 1 = Yes).

There are three different weight variables in the data files of the MAFE individual surveys. They were computed at three different levels:

- weight_ctry is the variable to use when working on a single country (for example, the Senegalese population sampled only in Senegal, or in any single European country).
- weight_eur is the variable to use when working on the European countries pooled together (for example, the Senegalese population sampled in France, Italy and Spain). It should not be used if the analyses include individuals surveyed in Africa.
- weight_all is the variable to use when working on all countries of the MAFE survey (for example, Senegalese population from Senegalese, French, Italian and Spanish samples).

For details on weight computation, see Schoumaker et al. (2013), a document that also provides information on when and how to use weights with the MAFE data (Methodological note 6 - see related materials).

sn_qb_citizenship

# Cases	1775
# Variable(s)	23

File Content

!! One line per citizenship for each person (everybody should have at least one citizenship) !!
This dataset contains all the answers to the module Citizenship.

All MAFE's biographic files include the same 18 variables listed below:

- ident
- id_country
- n_menage
- n_indiv

- num_dr
- strata_area
- strata_hh
- strata_ind
- q1
- q1a
- age_survey
- q18
- flag_age
- flag_arrival
- flag_visitor (exception: only available for MAFE Senegal)
- weight_eur
- weight_all
- weight_ctry

Missing Data

Due to the files conversion, all "Refuse to answer", "No answer" and "Don't know" values appear here in missing frequencies.

Notes

All "Yes" / "No" answers have been recoded, in order to facilitate analyses. In the questionnaire code, "No" was 2. It is now 0 in the dataset code. In both cases "Yes" is 1.

The multiple answers variables are those where respondents could give more than one answer. To have a better view of these answers and to make the analysis easier, these variables are dichotomised in the datasets: for each possible modality a dichotomous variable was created (0 = No ; 1 = Yes).

There are three different weight variables in the data files of the MAFE individual surveys. They were computed at three different levels:

- weight_ctry is the variable to use when working on a single country (for example, the Senegalese population sampled only in Senegal, or in any single European country).
- weight_eur is the variable to use when working on the European countries pooled together (for example, the Senegalese population sampled in France, Italy and Spain). It should not be used if the analyses include individuals surveyed in Africa.
- weight_all is the variable to use when working on all countries of the MAFE survey (for example, Senegalese population from Senegalese, French, Italian and Spanish samples).

For details on weight computation, see Schoumaker et al. (2013), a document that also provides information on when and how to use weights with the MAFE data (Methodological note 6 - see related materials).

sn_qb_asylum

# Cases	1671
---------	------

# Variable(s)	24
---------------	----

File Content

!! One line per asylum application for each person who has made at least one application, and one line for the other individuals !!

This dataset contains all the answers to the module Asylum.

All MAFE's biographic files include the same 18 variables listed below:

- ident
- id_country
- n_menage
- n_indiv
- num_dr
- strata_area
- strata_hh
- strata_ind
- q1

- q1a
- age_survey
- q18
- flag_age
- flag_arrival
- flag_visitor (exception: only available for MAFE Senegal)
- weight_eur
- weight_all
- weight_ctry

Missing Data

Due to the files conversion, all "Refuse to answer", "No answer" and "Don't know" values appear here in missing frequencies.

Notes

All "Yes" / "No" answers have been recoded, in order to facilitate analyses. In the questionnaire code, "No" was 2. It is now 0 in the dataset code. In both cases "Yes" is 1.

The multiple answers variables are those where respondents could give more than one answer. To have a better view of these answers and to make the analysis easier, these variables are dichotomised in the datasets: for each possible modality a dichotomous variable was created (0 = No ; 1 = Yes).

There are three different weight variables in the data files of the MAFE individual surveys. They were computed at three different levels:

- weight_ctry is the variable to use when working on a single country (for example, the Senegalese population sampled only in Senegal, or in any single European country).
- weight_eur is the variable to use when working on the European countries pooled together (for example, the Senegalese population sampled in France, Italy and Spain). It should not be used if the analyses include individuals surveyed in Africa.
- weight_all is the variable to use when working on all countries of the MAFE survey (for example, Senegalese population from Senegalese, French, Italian and Spanish samples).

For details on weight computation, see Schoumaker et al. (2013), a document that also provides information on when and how to use weights with the MAFE data (Methodological note 6 - see related materials).

sn_qb_residence_permit

# Cases	2447
# Variable(s)	26

File Content

!! One line per residence permit for each person who has had at least one permit, and one line for the other persons !!
This dataset contains all the answers to the module Residence Permits.

All MAFE's biographic files include the same 18 variables listed below:

- ident
- id_country
- n_menage
- n_indiv
- num_dr
- strata_area
- strata_hh
- strata_ind
- q1
- q1a
- age_survey
- q18
- flag_age
- flag_arrival
- flag_visitor (exception: only available for MAFE Senegal)

- weight_eur
- weight_all
- weight_ctry

Missing Data

Due to the files conversion, all "Refuse to answer", "No answer" and "Don't know" values appear here in missing frequencies.

Notes

All "Yes" / "No" answers have been recoded, in order to facilitate analyses. In the questionnaire code, "No" was 2. It is now 0 in the dataset code. In both cases "Yes" is 1.

The multiple answers variables are those where respondents could give more than one answer. To have a better view of these answers and to make the analysis easier, these variables are dichotomised in the datasets: for each possible modality a dichotomous variable was created (0 = No ; 1 = Yes).

There are three different weight variables in the data files of the MAFE individual surveys. They were computed at three different levels:

- weight_ctry is the variable to use when working on a single country (for example, the Senegalese population sampled only in Senegal, or in any single European country).
- weight_eur is the variable to use when working on the European countries pooled together (for example, the Senegalese population sampled in France, Italy and Spain). It should not be used if the analyses include individuals surveyed in Africa.
- weight_all is the variable to use when working on all countries of the MAFE survey (for example, Senegalese population from Senegalese, French, Italian and Spanish samples).

For details on weight computation, see Schoumaker et al. (2013), a document that also provides information on when and how to use weights with the MAFE data (Methodological note 6 - see related materials).

sn_qb_work_permit

# Cases	2221
# Variable(s)	25

File Content

!! One line per work permit for each person who has had at least one permit, and one line for the others !!
This dataset contains all the answers to the module Work Permits.

All MAFE's biographic files include the same 18 variables listed below:

- ident
- id_country
- n_menage
- n_indiv
- num_dr
- strata_area
- strata_hh
- strata_ind
- q1
- q1a
- age_survey
- q18
- flag_age
- flag_arrival
- flag_visitor (exception: only available for MAFE Senegal)
- weight_eur
- weight_all
- weight_ctry

Missing Data

Due to the files conversion, all "Refuse to answer", "No answer" and "Don't know" values appear here in missing frequencies.

Notes

All "Yes" / "No" answers have been recoded, in order to facilitate analyses. In the questionnaire code, "No" was 2. It is now 0 in the dataset code. In both cases "Yes" is 1.

The multiple answers variables are those where respondents could give more than one answer. To have a better view of these answers and to make the analysis easier, these variables are dichotomised in the datasets: for each possible modality a dichotomous variable was created (0 = No ; 1 = Yes).

There are three different weight variables in the data files of the MAFE individual surveys. They were computed at three different levels:

- weight_ctry is the variable to use when working on a single country (for example, the Senegalese population sampled only in Senegal, or in any single European country).
- weight_eur is the variable to use when working on the European countries pooled together (for example, the Senegalese population sampled in France, Italy and Spain). It should not be used if the analyses include individuals surveyed in Africa.
- weight_all is the variable to use when working on all countries of the MAFE survey (for example, Senegalese population from Senegalese, French, Italian and Spanish samples).

For details on weight computation, see Schoumaker et al. (2013), a document that also provides information on when and how to use weights with the MAFE data (Methodological note 6 - see related materials).

sn_qb_transfer

# Cases	1735
# Variable(s)	24

File Content

!! One line per transfer for each person who has sent remittances at least once, and one line for the other persons !!

This dataset contains:

- all the answers to the module Transfers.
- the created variable nom_transr which gives the total number of transfers made by Ego.

All MAFE's biographic files include the same 18 variables listed below:

- ident
- id_country
- n_menage
- n_indiv
- num_dr
- strata_area
- strata_hh
- strata_ind
- q1
- q1a
- age_survey
- q18
- flag_age
- flag_arrival
- flag_visitor (exception: only available for MAFE Senegal)
- weight_eur
- weight_all
- weight_ctry

Missing Data

Due to the files conversion, all "Refuse to answer", "No answer" and "Don't know" values appear here in missing frequencies.

Notes

All "Yes" / "No" answers have been recoded, in order to facilitate analyses. In the questionnaire code, "No" was 2. It is now 0 in the dataset code. In both cases "Yes" is 1.

The multiple answers variables are those where respondents could give more than one answer. To have a better view of these answers and to make the analysis easier, these variables are dichotomised in the datasets: for each possible modality a dichotomous variable was created (0 = No ; 1 = Yes).

There are three different weight variables in the data files of the MAFE individual surveys. They were computed at three different levels:

- weight_ctry is the variable to use when working on a single country (for example, the Senegalese population sampled only in Senegal, or in any single European country).
- weight_eur is the variable to use when working on the European countries pooled together (for example, the Senegalese population sampled in France, Italy and Spain). It should not be used if the analyses include individuals surveyed in Africa.
- weight_all is the variable to use when working on all countries of the MAFE survey (for example, Senegalese population from Senegalese, French, Italian and Spanish samples).

For details on weight computation, see Schoumaker et al. (2013), a document that also provides information on when and how to use weights with the MAFE data (Methodological note 6 - see related materials).

sn_qb_association

# Cases	1680
---------	------

# Variable(s)	21
---------------	----

File Content

!! One line per period during which each person has joined a migrant association, and one line for the other persons !!
This dataset contains all the answers to the module Associations.

All MAFE's biographic files include the same 18 variables listed below:

- ident
- id_country
- n_menage
- n_indiv
- num_dr
- strata_area
- strata_hh
- strata_ind
- q1
- q1a
- age_survey
- q18
- flag_age
- flag_arrival
- flag_visitor (exception: only available for MAFE Senegal)
- weight_eur
- weight_all
- weight_ctry

Missing Data

Due to the files conversion, all "Refuse to answer", "No answer" and "Don't know" values appear here in missing frequencies.

Notes

All "Yes" / "No" answers have been recoded, in order to facilitate analyses. In the questionnaire code, "No" was 2. It is now 0 in the dataset code. In both cases "Yes" is 1.

The multiple answers variables are those where respondents could give more than one answer. To have a better view of these answers and to make the analysis easier, these variables are dichotomised in the datasets: for each possible modality a dichotomous variable was created (0 = No ; 1 = Yes).

There are three different weight variables in the data files of the MAFE individual surveys. They were computed at three different levels:

- weight_etry is the variable to use when working on a single country (for example, the Senegalese population sampled only in Senegal, or in any single European country).
- weight_eur is the variable to use when working on the European countries pooled together (for example, the Senegalese population sampled in France, Italy and Spain). It should not be used if the analyses include individuals surveyed in Africa.
- weight_all is the variable to use when working on all countries of the MAFE survey (for example, Senegalese population from Senegalese, French, Italian and Spanish samples).

For details on weight computation, see Schoumaker et al. (2013), a document that also provides information on when and how to use weights with the MAFE data (Methodological note 6 - see related materials).

Variables List

Dataset contains 1225 variable(s)

File sn_qm_household							
#	Name	Label	Type	Format	Valid	Invalid	Question
1	num_dr	DC number	discrete	character-2	1141	0	-
2	strata_a..	DC stratum defined in 10 classes	discrete	numeric-8.0	1141	0	-
3	strata_hh	Migrant HH during the census	discrete	numeric-17.0	1141	0	-
4	reg	District	discrete	numeric-30.0	1117	24	-
5	quartvill	Dakar neighbourhood	discrete	character-30	1022	0	-
6	ident	Individual ID	discrete	character-7	1141	0	-
7	n_menage	Household number	continuous	numeric-10.0	1141	0	-
8	n_indiv	Individual number in the HH (HH head)	discrete	numeric-10.0	1141	0	-
9	hh_q3age	Age (HH head)	discrete	numeric-18.0	1127	14	Q3. How old are you / How old is "Name"? Don't know: In what year were you born? Age
10	hh_q3annee	Year of birth (HH head)	discrete	numeric-18.0	1127	14	Q3. How old are you / How old is "Name"? Don't know: In what year were you born? Year
11	hh_q4_etr	Ego lives abroad	discrete	numeric-18.0	1140	1	Q4. ETR, CONTACT, CONJ ETR
12	hh_q4_cont	Ego has contact abroad	discrete	numeric-18.0	1141	0	Q4. ETR, CONTACT, CONJ CONTACT
13	hh_q4_cjt	Ego's partner lives abroad	discrete	numeric-18.0	1141	0	Q4. ETR, CONTACT, CONJ CONJ
14	cm_enf	Apart from the children currently living here, does the HH head have other child	discrete	numeric-17.0	1124	17	Apart from the children currently living here, does or did the household head have other children, including children who are deceased?
15	mar_migr..	Any persons in your HH engaged in a relationship with a migrant living abroad	discrete	numeric-17.0	1125	16	In you household, are there any persons who are engaged in a relationship with a migrant living outside of the Senegal?
16	cm_parent	HH head or partner have relatives living abroad (with regular contact)	discrete	numeric-17.0	1124	17	In addition to the persons we've just recalled, does the household head or his/her partner have relatives living abroad and who have been in regular contact with the household over the past 12 months?
17	nb_parent	If yes how many (relatives abroad with regular contact)	continuous	numeric-8.0	480	661	In addition to the persons we've just recalled, does the household head or his/her partner have relatives living abroad and who have been in regular contact with the household over the past 12 months? If "Yes" => How many?
18	hh_a1	Sex (HH head)	discrete	numeric-9.0	1141	0	A1. "Name" is:
19	hh_a2_an	Year of death (HH head)	discrete	numeric-18.0	0	1141	A2. Year of death Year
20	hh_a2_age	Age at the time of death (HH head)	discrete	numeric-18.0	0	1141	A2. Year of death Age
21	hh_a3	Relation with the HH head (HH head)	discrete	numeric-38.0	1141	0	A3. How is "Name" related to the household head?

File sn_qm_household							
#	Name	Label	Type	Format	Valid	Invalid	Question
22	hh_a4	Living in the HH (HH head)	discrete	numeric-25.0	1141	0	A4. Situation in relation to the household:
23	hh_a5	Nucleus number (HH head)	discrete	numeric-18.0	1140	1	A5. Nucleus number
24	hh_a6	Relation with the nucleus head (HH head)	discrete	numeric-38.0	1139	2	A6. How is "Name" related to the nucleus head?
25	hh_a7a	Matrimonial status (HH head)	discrete	numeric-27.0	1140	1	A7a. Is he/she?
26	hh_a7b	Is her/his partner living abroad? (HH head)	discrete	numeric-18.0	846	295	A7b. Does his/her partner currently live abroad?
27	hh_a7c_1	Number of the 1st partner living abroad (HH head)	discrete	numeric-17.0	62	1079	A7c. Who is his/her partner? 1st partner
28	hh_a7c_2	Number of the 2nd partner living abroad (HH head)	discrete	numeric-17.0	13	1128	A7c. Who is his/her partner? 2nd partner
29	hh_a12	Has she/he ever lived abroad? (HH head)	discrete	numeric-29.0	1141	0	A12. Has he/she already lived outside of Senegal?
30	hh_a13a_an	In which year did she/he left for the first time? (HH head)	discrete	numeric-40.0	167	974	A13a. In which year did he/she leave Senegal for the first time for at least one year? Don't know: How old was he/she? Year
31	hh_a13a_..	At what age did she/he left for the first time? (HH head)	discrete	numeric-40.0	166	975	A13a. In which year did he/she leave Senegal for the first time for at least one year? Don't know: How old was he/she? Age
32	hh_a13b	What was her/his destination country? (HH head)	discrete	numeric-40.0	143	998	A13b. What was the destination country when he/she left Senegal for the first time?
33	hh_a13c	Did she/he already come back? (HH head)	discrete	numeric-18.0	144	997	A13c. Did he/she return to Senegal for at least a year since he/she first left?
34	hh_a13d_an	In which year did she/he come back for the first time? (HH head)	discrete	numeric-18.0	132	1009	A13d. In which year did he/she return for the first time? Don't know: How old was he/she? Year
35	hh_a13d_..	At what age did she/he come back for the first time? (HH head)	discrete	numeric-18.0	132	1009	A13d. In which year did he/she return for the first time? Don't know: How old was he/she? Age
36	hh_a14vil	Town of birth (HH head)	discrete	character-30	1141	0	A14. Where was he/she born? Senegal - Town
37	hh_a14cod	Town code of birth (HH head)	discrete	character-17	1141	0	A14. Where was he/she born? Senegal - Town code
38	hh_a14dep	Department of birth (HH head)	discrete	numeric-17.0	1046	95	A14. Where was he/she born? Senegal - Department
39	hh_a14pays	Country of birth (HH head)	discrete	numeric-40.0	1128	13	A14. Where was he/she born? Abroad - Country
40	hh_a15_n_..	Current nationality 1 (HH head)	discrete	numeric-40.0	1141	0	A15. Which nationalities does he/she currently hold? Nationality 1
41	hh_a15_n_..	Current nationality 2 (HH head)	discrete	numeric-40.0	34	1107	A15. Which nationalities does he/she currently hold? Nationality 2
42	hh_a16	Ethnic group (HH head)	discrete	numeric-18.0	1141	0	A16. What is his/her ethnicity? Ethnic group
43	hh_a16_p_..	Other ethnic group (HH head)	discrete	character-11	1140	0	A16. What is his/her ethnicity? "Other" : specify
44	hh_a17	Religion (HH head)	discrete	numeric-20.0	1138	3	A17. What is his/her religion?

File sn_qm_household							
#	Name	Label	Type	Format	Valid	Invalid	Question
45	hh_a18	Level of education (HH head)	discrete	numeric-40.0	1102	39	A18. If "Name" goes or went to school: what was the last class "Name" attended?
46	hh_a19	Current occupation (HH head)	discrete	numeric-30.0	1139	2	A19. At present, "Name" is primarily (spends most of his/her time) :
47	hh_a20	Current job (HH head)	discrete	character-79	1141	0	A20. What is "Name" occupation, profession, position, task? Interviewee answer
48	hh_a20b	Profession codification (HH head)	discrete	character-17	1141	0	A20. What is "Name" occupation, profession, position, task? Codified profession
49	hh_a21	Current socio-economic status (HH head)	discrete	numeric-40.0	651	490	A20. You/he/she is:
50	migrant	Currently do you have at home someone who lives in Europe	discrete	numeric-17.0	1100	41	Currently, do you have at home someone who lives in France, Spain or in Italy and that is visiting Senegal?
51	e1	Your house is	discrete	numeric-40.0	1138	3	E1. Your dwelling is:
52	e2	Number of rooms	continuous	numeric-17.0	1132	9	E2. How many rooms are used as living space, not counting the sanitary facilities and the kitchen?
53	e3	Your toilets are	discrete	numeric-31.0	1134	7	E3. The toilet facilities are:
54	e4_1	Indoor well	discrete	numeric-17.0	1141	0	E4. You have access to water through: Indoor well?
55	e4_2	Outdoor well	discrete	numeric-17.0	1141	0	E4. You have access to water through: Outdoor well?
56	e4_3	Indoor plumbing	discrete	numeric-17.0	1141	0	E4. You have access to water through: Indoor plumbing?
57	e4_4	Outdoor plumbing	discrete	numeric-17.0	1141	0	E4. You have access to water through: Outdoor plumbing?
58	e4_5	Borehole	discrete	numeric-17.0	1141	0	E4. You have access to water through: Borehole?
59	e4_6	Water vendor	discrete	numeric-17.0	1141	0	E4. You have access to water through: Water vendor?
60	e4_7	A spring/stream/river	discrete	numeric-17.0	1141	0	E4. You have access to water through: A spring/stream/river?
61	e4_8	Other	discrete	numeric-17.0	1141	0	E4. You have access to water through: Other?
62	e4_NR	No answer	discrete	numeric-17.0	1141	0	E4. You have access to water through: (No answer)
63	e5	Do you have electricity	discrete	numeric-17.0	1135	6	E5. Do you have electricity?
64	e6_1	Gas	discrete	numeric-17.0	1141	0	E6. Most of the time, what is the energy used by the household for cooking? Gas
65	e6_2	Charcoal	discrete	numeric-17.0	1141	0	E6. Most of the time, what is the energy used by the household for cooking? Charcoal
66	e6_3	Firewood	discrete	numeric-17.0	1141	0	E6. Most of the time, what is the energy used by the household for cooking? Firewood
67	e6_4	Other	discrete	numeric-17.0	1141	0	E6. Most of the time, what is the energy used by the household for cooking? Other

File sn_qm_household							
#	Name	Label	Type	Format	Valid	Invalid	Question
68	e6_5	None	discrete	numeric-17.0	1141	0	E6. Most of the time, what is the energy used by the household for cooking? None
69	e6_NR	No answer	discrete	numeric-17.0	1141	0	E6. Most of the time, what is the energy used by the household for cooking? (No answer)
70	e7_1	Refrigerator	discrete	numeric-17.0	1139	2	E7. Which of the following items does your household own? Refrigerator/ freezer
71	e7_2	Stove	discrete	numeric-17.0	1139	2	E7. Which of the following items does your household own? Stove
72	e7_3	Sewing machine	discrete	numeric-17.0	1139	2	E7. Which of the following items does your household own? Sewing machine
73	e7_4	Radio/Hifi system	discrete	numeric-17.0	1139	2	E7. Which of the following items does your household own? Radio/ Hi-fi system
74	e7_5	TV	discrete	numeric-17.0	1139	2	E7. Which of the following items does your household own? TV
75	e7_6	Cable or satellite	discrete	numeric-17.0	1139	2	E7. Which of the following items does your household own? Cable or satellite
76	e7_7	Video/DVD player	discrete	numeric-17.0	1139	2	E7. Which of the following items does your household own? Video or DVD player
77	e7_8	Phone	discrete	numeric-17.0	1139	2	E7. Which of the following items does your household own? Phone (fixed or mobile)
78	e7_9	Computer	discrete	numeric-17.0	1139	2	E7. Which of the following items does your household own? Computer
79	e7_10	Internet	discrete	numeric-17.0	1139	2	E7. Which of the following items does your household own? Internet connection
80	e7_11	Fan	discrete	numeric-17.0	1139	2	E7. Which of the following items does your household own? Fan
81	e7_12	Air conditionning	discrete	numeric-17.0	1139	2	E7. Which of the following items does your household own? Air conditioning
82	e7_13	None	discrete	numeric-17.0	1139	2	E7. Which of the following items does your household own? None
83	e8_1	Taxi	discrete	numeric-17.0	1139	2	E8. What means of transport does your household own? Taxi
84	e8_2	Car	discrete	numeric-17.0	1139	2	E8. What means of transport does your household own? Car
85	e8_3	Motorcycle	discrete	numeric-17.0	1139	2	E8. What means of transport does your household own? Motorcycle
86	e8_4	Bicycle	discrete	numeric-17.0	1139	2	E8. What means of transport does your household own? Bicycle
87	e8_5	Cart	discrete	numeric-17.0	1139	2	E8. What means of transport does your household own? Cart
88	e8_6	Tractor	discrete	numeric-17.0	1139	2	E8. What means of transport does your household own? Tractor
89	e8_7	Pirogue	discrete	numeric-17.0	1139	2	E8. What means of transport does your household own? Pirogue

File sn_qm_household							
#	Name	Label	Type	Format	Valid	Invalid	Question
90	e8_8	None	discrete	numeric-17.0	1139	2	E8. What means of transport does your household own? None
91	e9_annee	Since which year have you been living in this dwelling (HH head)	discrete	numeric-17.0	1043	98	E9. How long have you been living in this dwelling? Which year
92	e9_nban	Since how many years have you been living in this dwelling (HH head)	discrete	numeric-17.0	1043	98	E9. How long have you been living in this dwelling? How many years
93	e9_l	E9: plain text answers (HH head)	discrete	character-15	1141	0	E9. How long have you been living in this dwelling? Or in plain text:
94	e10	Are you? (HH head)	discrete	numeric-40.0	1139	2	E10. Are you/ Is the head of the household:
95	e11	Does or did your owner live abroad?	discrete	numeric-17.0	293	848	E11. Does or did your landlord live abroad?
96	e12_num	Who lodge you? Person ID	discrete	numeric-17.0	26	1115	E12. Who is providing housing for you? If in the household, Person ID
97	e12_l	Who lodge you? Plain text answers	discrete	character-48	1141	0	E12. Who is providing housing for you? Relationship in plain text
98	e13	Did your lodger already live abroad?	discrete	numeric-17.0	63	1078	E13. Does or did the person who provides housing for you live abroad?
99	e14	Building the dwelling	discrete	numeric-40.0	698	443	E14. Did the owner/you build this dwelling him/herself/yourself?
100	e15	Kind of financment for the plot	discrete	numeric-17.0	456	685	E15. Has the plot been paid for, in part at least, with money earned abroad? Yes/ No
101	e15_a	Plot: financment from Africa	discrete	numeric-17.0	95	1046	E15. Has the plot been paid for, in part at least, with money earned abroad? In another country in Africa
102	e15_b	Plot: financment from Europe	discrete	numeric-17.0	95	1046	E15. Has the plot been paid for, in part at least, with money earned abroad? In Europe
103	e15_c	Plot: financment from another country	discrete	numeric-17.0	95	1046	E15. Has the plot been paid for, in part at least, with money earned abroad? In another country
104	e16	This money for the plot has been earned by	discrete	numeric-40.0	93	1048	E16. Has this money been earned by... : Who
105	e16_num1	1st person ID who earned this money for the plot	discrete	numeric-17.0	47	1094	E16. Has this money been earned by... : If "A person we already talked about" => Note the person ID (1st)
106	e16_num2	2nd person ID who earned this money for the plot	discrete	numeric-17.0	1	1140	E16. Has this money been earned by... : If "A person we already talked about" => Note the person ID (2nd)
107	e17	Kind of financment for the house	discrete	numeric-17.0	701	440	E17. Has this dwelling (purchase or construction) been paid for, in part at least, with money earned abroad? Yes/ No
108	e17_a	House: financment from Africa	discrete	numeric-17.0	127	1014	E17. Has this dwelling (purchase or construction) been paid for, in part at least, with money earned abroad? In another country in Africa
109	e17_b	House: financment from Europe	discrete	numeric-17.0	127	1014	E17. Has this dwelling (purchase or construction) been paid for, in part at

File sn_qm_household							
#	Name	Label	Type	Format	Valid	Invalid	Question
							least, with money earned abroad? In Europe
110	e17_c	House: financement from another country	discrete	numeric-17.0	127	1014	E17. Has this dwelling (purchase or construction) been paid for, in part at least, with money earned abroad? In another country
111	e18	This money for the house has been earned by	discrete	numeric-40.0	124	1017	E18. Has this money been earned by... Who
112	e18_num1	1st person ID who earned this money for the house	discrete	numeric-17.0	61	1080	E18. Has this money been earned by... If "A person we already talked about" => Note the person ID (1st)
113	e18_num2	2nd person ID who earned this money for the house	discrete	numeric-17.0	1	1140	E18. Has this money been earned by... If "A person we already talked about" => Note the person ID (2nd)
114	e19_1	Dwelling modified by... Outside refurbishments	discrete	numeric-17.0	704	437	E19. Have you modified this dwelling since you moved in by... Making outside refurbishments
115	e19_2	Dwelling modified by... Additional floor	discrete	numeric-17.0	695	446	E19. Have you modified this dwelling since you moved in by... Constructing an additional floor
116	e19_3	Dwelling modified by... Adding a room on the ground floor	discrete	numeric-17.0	696	445	E19. Have you modified this dwelling since you moved in by... Adding a room on the ground floor
117	e19_4	Dwelling modified by... Other	discrete	numeric-17.0	721	420	E19. Have you modified this dwelling since you moved in by... Other types of construction or renovation work
118	e20	Kind of financement for the modifications	discrete	numeric-17.0	482	659	E20. Have these modifications been paid for with money earned abroad? Yes/ No
119	e20_a	Modifications: financement from Africa	discrete	numeric-17.0	106	1035	E20. Have these modifications been paid for with money earned abroad? In another country in Africa
120	e20_b	Modifications: financement from Europe	discrete	numeric-17.0	106	1035	E20. Have these modifications been paid for with money earned abroad? In Europe
121	e20_c	Modifications: financement from another country	discrete	numeric-17.0	106	1035	E20. Have these modifications been paid for with money earned abroad? In another country
122	e21	This money for the modifications has been earned by	discrete	numeric-40.0	101	1040	E21. Has this money been earned by... Who
123	e21_num1	1st person ID who earned this money for the modifications	discrete	numeric-17.0	69	1072	E21. Has this money been earned by... If "A person we already talked about" => Note the person ID (1st)
124	e21_num2	2nd person ID who earned this money for the modifications	discrete	numeric-17.0	9	1132	E21. Has this money been earned by... If "A person we already talked about" => Note the person ID (2nd)
125	e21_num3	3rd person ID who earned this money for the modifications	discrete	numeric-17.0	5	1136	E21. Has this money been earned by... If "A person we already talked about" => Note the person ID (3rd)
126	e22a	Do you own other plots	discrete	numeric-17.0	725	416	E22a. Are you / is the household head owner of other plots of land?
127	e22b	Do you own plots	discrete	numeric-17.0	542	599	E22b. Are you / is the household head owner of plots of land?

File sn_qm_household							
#	Name	Label	Type	Format	Valid	Invalid	Question
128	e23	How many plots do you have?	continuous	numeric-17.0	221	920	E23. How many plots do you own in total?
129	e24	Kind of financment for the plots	discrete	numeric-17.0	223	918	E24. Has this plot/Have these plots been paid for, in part at least, with money earned abroad? Yes/ No
130	e24_a	Plots: financment from Africa	discrete	numeric-17.0	28	1113	E24. Has this plot/Have these plots been paid for, in part at least, with money earned abroad? In another country in Africa
131	e24_b	Plots: financment from Europe	discrete	numeric-17.0	28	1113	E24. Has this plot/Have these plots been paid for, in part at least, with money earned abroad? In Europe
132	e24_c	Plots: financment from another country	discrete	numeric-17.0	28	1113	E24. Has this plot/Have these plots been paid for, in part at least, with money earned abroad? In another country
133	e25	This money for the plots has been earned by	discrete	numeric-40.0	28	1113	E25. Has this money been earned by... Who
134	e25_num1	1st person ID who earned this money for the plots	discrete	numeric-17.0	14	1127	E25. Has this money been earned by... If "A person we already talked about" => Note the person ID (1st)
135	e26	These plots are	discrete	numeric-40.0	226	915	E26. Is this/Are these plots of land...
136	e27_1	Utilisation of the agricultural land 1	discrete	numeric-26.0	12	1129	E27. How is the agricultural land used? Utilisation 1
137	e27_2	Utilisation of the agricultural land 2	discrete	numeric-26.0	2	1139	E27. How is the agricultural land used? Utilisation 2
138	e27_3	Utilisation of the agricultural land 3	discrete	numeric-26.0	1	1140	E27. How is the agricultural land used? Utilisation 3
139	e27_a	Perennial crop (orchard)	discrete	numeric-17.0	1141	0	E27. How is the agricultural land used? For perennial crop?
140	e27_b	Market gardening	discrete	numeric-17.0	1141	0	E27. How is the agricultural land used? For market gardening?
141	e27_c	Livestock breeding	discrete	numeric-17.0	1141	0	E27. How is the agricultural land used? For livestock breeding?
142	e27_d	Other crops	discrete	numeric-17.0	1141	0	E27. How is the agricultural land used? Oher?
143	e27_NR	No answer	discrete	numeric-17.0	1141	0	E27. How is the agricultural land used? (No answer)
144	e28	Do you have animals (HH head)	discrete	numeric-17.0	1137	4	E28. Do you (the household head) own animals?
145	e28_1	Goats (HH head)	continuous	numeric-17.0	292	849	E28. Do you (the household head) own animals? If "Yes" => Read out the list and indicate the number of animals Goats
146	e28_2	Sheep (HH head)	continuous	numeric-17.0	292	849	E28. Do you (the household head) own animals? If "Yes" => Read out the list and indicate the number of animals Sheep
147	e28_3	Pigs (HH head)	continuous	numeric-17.0	292	849	E28. Do you (the household head) own animals? If "Yes" => Read out the list and indicate the number of animals Pigs
148	e28_4	Horses (HH head)	continuous	numeric-17.0	292	849	E28. Do you (the household head) own animals? If "Yes" => Read out the list

File sn_qm_household							
#	Name	Label	Type	Format	Valid	Invalid	Question
							and indicate the number of animals Horses
149	e28_5	Donkeys (HH head)	continuous	numeric-17.0	292	849	E28. Do you (the household head) own animals? If "Yes" => Read out the list and indicate the number of animals Donkeys
150	e28_6	Cows, oxen (HH head)	continuous	numeric-17.0	292	849	E28. Do you (the household head) own animals? If "Yes" => Read out the list and indicate the number of animals Cows, oxen
151	e28_7	Chicken/hens (HH head)	continuous	numeric-17.0	292	849	E28. Do you (the household head) own animals? If "Yes" => Read out the list and indicate the number of animals Chicken/hens
152	o1	Who answered the questionnaire	discrete	character-23	1141	0	O1. Who answered the questionnaire (HH, spouse, etc.)?
153	o2_1	First language used in the interview	discrete	numeric-31.0	1130	11	O2. Language used in the interview (wolof, french, etc.) : First language
154	o2_2	Second language used in the interview	discrete	numeric-31.0	91	1050	O2. Language used in the interview (wolof, french, etc.) : Second language
155	o3	Translation	discrete	numeric-31.0	1134	7	O3. Did you feel that it was sometimes difficult to translate certain questions?
156	o3_1	Specify which questions where difficult to translate	discrete	character-28	1141	0	O3. Did you feel that it was sometimes difficult to translate certain questions? If "Yes" => Which ones?
157	o4	General reception by the respondent	discrete	numeric-31.0	1133	8	O4. The interviewer was rather received:
158	o5	Persuasion	discrete	numeric-40.0	1126	15	O5. Did you need to persuade the respondent to participate?
159	o6	Comments of the respondent	discrete	numeric-31.0	1134	7	O6. Did the respondent make any comments on the survey?
160	o6_1	Specify the respondent's comments	discrete	character-81	1141	0	O6. Did the respondent make any comments on the survey? If "Yes" => Which ones?
161	o7	Presence of other persons during the interview	discrete	numeric-33.0	1135	6	O7. Were there other persons present during the interview?
162	o8	Influence of the other person(s)	discrete	numeric-40.0	282	859	O8. In your opinion, did this presence influence the answers given by the respondent?
163	o8_1	Specify which part(s) of the questionnaire	discrete	character-75	1141	0	O8. In your opinion, did this presence influence the answers given by the respondent? If "Yes, but only in certain parts of the questionnaire" => Which ones?
164	o9	Interruption	discrete	numeric-31.0	1131	10	O9. Did you have to interrupt the interview?
165	o9_1	Specify why and when the interruption occurred	discrete	character-81	1141	0	O9. Did you have to interrupt the interview? If "Yes" => Why, and at which point?
166	o10	Comprehension of the questions	discrete	numeric-31.0	1130	11	O10. In your opinion, was the respondent's comprehension of the questions:

File sn_qm_household							
#	Name	Label	Type	Format	Valid	Invalid	Question
167	o11	Difficulties to answer	discrete	numeric-31.0	1129	12	O11. Did the respondent have difficulties answering certain questions?
168	o11_1	Specify which difficulties	discrete	character-80	1141	0	O11. Did the respondent have difficulties answering certain questions? If "Yes" => Which ones?
169	o12	Use of written documents	discrete	numeric-31.0	1134	7	O12. Did the person use written documents to answer the questionnaire?
170	o12_1	Specify which documents	discrete	character-81	1141	0	O12. Did the person use written documents to answer the questionnaire? If "Yes" => For which questions?
171	hmember	Total number of persons in the HH (living in or outside)	continuous	numeric-9.0	1141	0	-
172	hmember	Number of persons living in the HH (excluding the persons declared as living outside the HH)	continuous	numeric-9.0	1121	20	-
173	hnucleus	Number of nucleus in the HH	continuous	numeric-9.0	1141	0	-
174	hchildin	Number of children of the HH head living in the HH	continuous	numeric-9.0	1141	0	-
175	hchild04	Number of children from 0 to 4 years old living in the HH	continuous	numeric-9.0	1141	0	-
176	hchild511	Number of children from 5 to 12 years old living in the HH	continuous	numeric-9.0	1141	0	-
177	hchild12	Number of children from 12 years old & plus living in the HH	continuous	numeric-9.0	1141	0	-
178	hchildout	Number of children of the HH head living outside the HH	continuous	numeric-9.0	1141	0	-
179	hmigchild	Number of children of HH head living outside Senegal	continuous	numeric-9.0	1141	0	-
180	hmigsons	Number of sons of the HH head living outside Senegal	continuous	numeric-9.0	1141	0	-
181	hmigdaug ..	Number of daughters of the HH head living outside Senegal	continuous	numeric-9.0	1141	0	-
182	hspout	Number of partners of the HH head living outside the HH, whatever the country of residence	continuous	numeric-9.0	1141	0	-
183	hmigspcm	Number of partners of the HH head outside Senegal	continuous	numeric-9.0	1141	0	-
184	hmigspot	Total number of partners living abroad	continuous	numeric-9.0	1141	0	-
185	hमितot	Total number of persons living outside Senegal, whatever the country of residence	continuous	numeric-9.0	1141	0	-
186	hmigother	Number of persons living outside Senegal and keeping regular contacts	continuous	numeric-9.0	1141	0	-

File sn_qm_household							
#	Name	Label	Type	Format	Valid	Invalid	Question
187	hmigafr	Number of HH persons living in Africa, excluding Senegal	continuous	numeric-9.0	1141	0	-
188	hmigeur	Number of HH persons living in Europe	continuous	numeric-9.0	1141	0	-
189	hmigreste	Number of HH persons living outside Senegal, neither Africa, nor Europe	continuous	numeric-9.0	1141	0	-
190	hmigret	Number of migrants back in the HH	continuous	numeric-9.0	1141	0	-
191	hreturn	HH with return migrants	discrete	numeric-17.0	1141	0	-
192	hmigrant	HH with actual migrants	discrete	numeric-17.0	1141	0	-
193	hnonmig	HH which have never had migrants	discrete	numeric-17.0	1141	0	-
194	hworkers	Number of persons living in the HH with a professional activity	continuous	numeric-9.0	1141	0	-
195	hratocc	Population density by housing (number of persons by room)	continuous	numeric-9.2	1112	29	-
196	hhwealth	Wealth index of the HH	continuous	numeric-9.2	1131	10	-
197	weight_hhd	Normalized weight by HH	continuous	numeric-9.2	1141	0	-

File sn_qm_indiv							
#	Name	Label	Type	Format	Valid	Invalid	Question
1	num_dr	DC number	discrete	character-2	12350	0	-
2	Strata_a..	DC stratum defined in 10 classes	discrete	numeric-8.0	12350	0	-
3	Strata_hh	Migrant HH during the census	discrete	numeric-17.0	12350	0	-
4	ident	Individual ID	discrete	character-7	12350	0	-
5	n_menage	Household number	continuous	numeric-10.0	12350	0	-
6	n_indiv	Individual number in the HH	discrete	numeric-10.0	12350	0	-
7	q3age	Age	discrete	numeric-17.0	11967	383	Q3. How old are you / How old is "Name"? Don't know: In what year were you born? Age
8	q3annee	Year of birth	discrete	numeric-17.0	12108	242	Q3. How old are you / How old is "Name"? Don't know: In what year were you born? Year
9	q4_etr	Ego lives abroad	discrete	numeric-17.0	12348	2	Q4. ETR, CONTACT, CONJ ETR
10	q4_cont	Ego has contact abroad	discrete	numeric-17.0	12349	1	Q4. ETR, CONTACT, CONJ CONTACT
11	q4_cjt	Ego's partner lives abroad	discrete	numeric-17.0	12328	22	Q4. ETR, CONTACT, CONJ CONJ
12	a1	Sex	discrete	numeric-8.0	12350	0	A1. "Name" is:
13	a2_an	Year of death	discrete	numeric-17.0	143	12207	A2. Year of death Year
14	a2_age	Age at the time of death	discrete	numeric-17.0	153	12197	A2. Year of death Age

File sn_qm_indiv							
#	Name	Label	Type	Format	Valid	Invalid	Question
15	a3	Relation with the HH head	discrete	numeric-38.0	12166	184	A3. How is "Name" related to the household head?
16	a4	Living in the HH	discrete	numeric-24.0	12176	174	A4. Situation in relation to the household:
17	a5	Nucleus number	discrete	numeric-17.0	9669	2681	A5. Nucleus number
18	a6	Relation with the nucleus head	discrete	numeric-38.0	9657	2693	A6. How is "Name" related to the nucleus head?
19	a7a	Matrimonial status (household members)	discrete	numeric-27.0	7001	5349	A7a. Is he/she?
20	a7b	Is her/his partner living abroad?	discrete	numeric-17.0	5484	6866	A7b. Does his/her partner currently live abroad?
21	a7c_1	Number of the 1st partner living abroad	discrete	numeric-17.0	168	12182	A7c. Who is his/her partner? 1st partner
22	a7c_2	Number of the 2nd partner living abroad	discrete	numeric-17.0	45	12305	A7c. Who is his/her partner? 2nd partner
23	a8a	Matrimonial status (members outside the household)	discrete	numeric-27.0	2306	10044	A8a. Is he/she?
24	a8b	Is she/he the partner of someone living in the HH?	discrete	numeric-17.0	1529	10821	A8b. Is he/she the partner of someone living in the household?
25	a8c_1	Number of the 1st partner living in the household	discrete	numeric-17.0	199	12151	A8c. Who is his/her partner? 1st partner
26	a8c_2	Number of the 2nd partner living in the household	discrete	numeric-17.0	43	12307	A8c. Who is his/her partner? 2nd partner
27	a9	Has Ego already lived with the HH head?	discrete	numeric-17.0	2442	9908	A9. Has "Name" ever lived with the household head?
28	a10	Is Ego currently living abroad?	discrete	numeric-16.0	2505	9845	A10. Does he/she currently live abroad?
29	a11	In which country?	discrete	numeric-40.0	1208	11142	A11. In which country?
30	a12	Has she/he ever lived abroad?	discrete	numeric-29.0	12230	120	A12. Has he/she already lived outside of Senegal?
31	a13a_an	In which year did she/he left for the first time?	discrete	numeric-40.0	1491	10859	A13a. In which year did he/she leave Senegal for the first time for at least one year? Don't know: How old was he/she? Year
32	a13a_age	At what age did she/he left for the first time?	discrete	numeric-40.0	1466	10884	A13a. In which year did he/she leave Senegal for the first time for at least one year? Don't know: How old was he/she? Age
33	a13b	What was her/his destination country?	discrete	numeric-40.0	1383	10967	A13b. What was the destination country when he/she left Senegal for the first time?
34	a13c	Did she/he already come back?	discrete	numeric-17.0	1362	10988	A13c. Did he/she return to Senegal for at least a year since he/she first left?
35	a13d_an	In which year did she/he come back for the first time?	discrete	numeric-17.0	391	11959	A13d. In which year did he/she return for the first time? Don't know: How old was he/she? Year
36	a13d_age	At what age did she/he come back for the first time?	discrete	numeric-17.0	390	11960	A13d. In which year did he/she return for the first time? Don't know: How old was he/she? Age
37	a14vil	Town of birth	discrete	character-31	12350	0	A14. Where was he/she born? Senegal - Town

File sn_qm_indiv							
#	Name	Label	Type	Format	Valid	Invalid	Question
38	a14cod	Town code of birth	discrete	character-18	12350	0	A14. Where was he/she born? Senegal - Town code
39	a14dep	Department of birth	discrete	numeric-17.0	11738	612	A14. Where was he/she born? Senegal - Department
40	a14pays	Country of birth	discrete	numeric-40.0	12340	10	A14. Where was he/she born? Abroad - Country
41	a15_natio1	Current nationality 1	discrete	numeric-40.0	12222	128	A15. Which nationalities does he/she currently hold? Nationality 1
42	a15_natio2	Current nationality 2	discrete	numeric-40.0	302	12048	A15. Which nationalities does he/she currently hold? Nationality 2
43	a16	Ethnic group	discrete	numeric-17.0	12199	151	A16. What is his/her ethnicity? Ethnic group
44	a16_preci	Other ethnic group	discrete	character-17	12350	0	A16. What is his/her ethnicity? "Other" : specify
45	a17	Religion	discrete	numeric-20.0	12138	212	A17. What is his/her religion?
46	a18	Level of education	discrete	numeric-40.0	11773	577	A18. If "Name" goes or went to school: what was the last class "Name" attended?
47	a19	Current occupation	discrete	numeric-30.0	11948	402	A19. At present, "Name" is primarily (spends most of his/her time) :
48	a20	Current job	discrete	character-80	12350	0	A20. What is "Name" occupation, profession, position, task? Interviewee answer
49	a20b	Profession codification	discrete	character-17	12350	0	A20. What is "Name" occupation, profession, position, task? Codified profession
50	a21	Current socio-economic status	discrete	numeric-40.0	4078	8272	A20. You/he/she is:
51	b1_1	1st reason of departure	discrete	numeric-37.0	1175	11175	B1. The last time he/she left Senegal to settle in another country, he/she left... 1st reason
52	b1_2	2nd reason of departure	discrete	numeric-37.0	76	12274	B1. The last time he/she left Senegal to settle in another country, he/she left... 2nd reason
53	b1_3	3rd reason of departure	discrete	numeric-37.0	6	12344	B1. The last time he/she left Senegal to settle in another country, he/she left... 3rd reason
54	b1_preci	Specify the other reason of departure	discrete	character-59	1203	0	B1. The last time he/she left Senegal to settle in another country, he/she left... If "Other" => Specify
55	b2_an	Departure: in which year?	discrete	numeric-24.0	885	11465	B2. When was it? Year
56	b2_age	Departure: at what age?	discrete	numeric-24.0	873	11477	B2. When was it? Age
57	b3_1	1st help from the HH to leave	discrete	numeric-40.0	1113	11237	B3. Did he/she receive support from your household to finance or organize the migration? 1st help
58	b3_2	2nd help from the HH to leave	discrete	numeric-40.0	226	12124	B3. Did he/she receive support from your household to finance or organize the migration? 2nd help
59	b3_3	3rd help from the HH to leave	discrete	numeric-40.0	97	12253	B3. Did he/she receive support from your household to finance or organize the migration? 3rd help

File sn_qm_indiv							
#	Name	Label	Type	Format	Valid	Invalid	Question
60	b3_prci	Specify the other help	discrete	character-76	1203	0	B3. Did he/she receive support from your household to finance or organize the migration? If "We supported him/her in another way" => Specify
61	b3_a	Help: has always lived there	discrete	numeric-16.0	1203	11147	B3. Did he/she receive support from your household to finance or organize the migration? Has always lived there
62	b3_b	Help: no help	discrete	numeric-16.0	1203	11147	B3. Did he/she receive support from your household to finance or organize the migration? No help
63	b3_c	Help: with the preparations	discrete	numeric-16.0	1203	11147	B3. Did he/she receive support from your household to finance or organize the migration? With the preparations
64	b3_d	Help: to pay the trip	discrete	numeric-16.0	1203	11147	B3. Did he/she receive support from your household to finance or organize the migration? To pay the trip
65	b3_e	Help: for other things	discrete	numeric-16.0	1203	11147	B3. Did he/she receive support from your household to finance or organize the migration? For other things
66	b3_NR	Help: no answer	discrete	numeric-16.0	1203	11147	B3. Did he/she receive support from your household to finance or organize the migration? No answer
67	b4	Does she/he have official papers?	discrete	numeric-40.0	1018	11332	B4. Does he/she currently have the residence permits/official documents that would allow him/her to stay in the country where he/she is?
68	b5	Did you have contact with this person during the 12 past months?	discrete	numeric-17.0	1174	11176	B5. Have you been in contact with this person over the last 12 months, by phone, mail, internet...?
69	b6	Contacts: at which frequencies?	discrete	numeric-26.0	1108	11242	B6. How often?
70	b7	Has she/he visited you during the past 12 months?	discrete	numeric-17.0	1168	11182	B7. Did he/she come to visit you in the last 12 months?
71	c1	Did you get money from her/him during the past 12 months?	discrete	numeric-17.0	1176	11174	C1. Have you received any money from "Name" over the last 12 months?
72	c2	Did she/he send you money during the past 12 months...	discrete	numeric-32.0	639	11711	C2. Over the last 12 months, did he/she send money?
73	c3	Generally how does she/he send you money?	discrete	numeric-36.0	637	11713	C3. How does he/she normally (most often) send you the money?
74	c3_prci	Specify how she/he sends you money	discrete	character-36	1203	0	C3. How does he/she normally (most often) send you the money? If "Other" => Specify
75	c4_cfa	How much money the last time? Plain text	discrete	numeric-17.0	298	12052	C4. How much approximately did he/she send you the last time? Plain text answer
76	c4	How much money the last time? Code	discrete	numeric-23.0	582	11768	C4. How much approximately did he/she send you the last time? Code
77	c5_1	How did you spend this money: 1st answer	discrete	numeric-40.0	639	11711	C5. How was spent the money that "Name" sent over the last 12 months? 1st answer

File sn_qm_indiv							
#	Name	Label	Type	Format	Valid	Invalid	Question
78	c5_2	How did you spend this money: 2nd answer	discrete	numeric-40.0	389	11961	C5. How was spent the money that "Name" sent over the last 12 months? 2nd answer
79	c5_3	How did you spend this money: 3rd answer	discrete	numeric-40.0	246	12104	C5. How was spent the money that "Name" sent over the last 12 months? 3rd answer
80	c5_4	How did you spend this money: 4th answer	discrete	numeric-40.0	117	12233	C5. How was spent the money that "Name" sent over the last 12 months? 4th answer
81	c5_5	How did you spend this money: 5th answer	discrete	numeric-40.0	35	12315	C5. How was spent the money that "Name" sent over the last 12 months? 5th answer
82	c5_6	How did you spend this money: 6th answer	discrete	numeric-40.0	8	12342	C5. How was spent the money that "Name" sent over the last 12 months? 6th answer
83	c6_1	What kind of purchase did you make? 1st answer	discrete	numeric-40.0	28	12322	C6. What kind of purchase did you make? 1st answer
84	c6_2	What kind of purchase did you make? 2nd answer	discrete	numeric-40.0	7	12343	C6. What kind of purchase did you make? 2nd answer
85	c7	Did she/he send you goods in the past 12 months?	discrete	numeric-17.0	1167	11183	C7. During the last 12 months, did "Name" send you goods in kind?
86	c8_1	1st good she/he sent you	discrete	numeric-40.0	339	12011	C8. Did he/she send you any of the following goods? 1st good
87	c8_2	2nd good she/he sent you	discrete	numeric-40.0	150	12200	C8. Did he/she send you any of the following goods? 2nd good
88	c8_3	3rd good she/he sent you	discrete	numeric-40.0	80	12270	C8. Did he/she send you any of the following goods? 3rd good
89	c8_4	4th good she/he sent you	discrete	numeric-40.0	27	12323	C8. Did he/she send you any of the following goods? 4th good
90	c8_5	5th good she/he sent you	discrete	numeric-40.0	5	12345	C8. Did he/she send you any of the following goods? 5th good
91	c8_6	6th good she/he sent you	discrete	numeric-40.0	1	12349	C8. Did he/she send you any of the following goods? 6th good
92	c8_7	7th good she/he sent you	discrete	numeric-40.0	1	12349	C8. Did he/she send you any of the following goods? 7th good
93	c9	What share of your needs represents the money and the good sent by her/him?	discrete	numeric-32.0	1159	11191	C9. Which share of your needs on food, medicine, housing, transport, etc. have been covered by the money and in-kind transfers you have received from "Name" over the last 12 months?
94	pmigrant	Current migrants: individuals outside HH living abroad	discrete	numeric-16.0	12350	0	-
95	pmig_cou..	Country of residence of the current migrants	discrete	numeric-40.0	1208	11142	-
96	pmig_reg..	Residence region of the current migrants	discrete	numeric-9.0	1208	11142	-
97	preturn	Return migrants	discrete	numeric-16.0	12350	0	-
98	pretout	Current return migrants who are in Senegal during the survey	discrete	numeric-16.0	12350	0	-

File sn_qm_indiv							
#	Name	Label	Type	Format	Valid	Invalid	Question
99	peverret ..	Actual migrants who have already come back to Senegal	discrete	numeric-16.0	12350	0	-
100	pimmig	Individuals who have immigrated to Senegal	discrete	numeric-16.0	12350	0	-
101	hmember	Number of persons living in the HH (excluding the persons declared as living outside the HH)	continuous	numeric-9.0	12042	308	-
102	hnucleus	Number of nucleus in the HH	continuous	numeric-9.0	12350	0	-
103	childhh	Children of the HH head living in the HH	discrete	numeric-16.0	12350	0	-
104	hchildin	Number of children of the HH head living in the HH	continuous	numeric-9.0	12350	0	-
105	childage	Age class of the HH head children living in the HH	discrete	numeric-22.0	3873	8477	-
106	hchild04	Number of children from 0 to 4 years old living in the HH	continuous	numeric-9.0	12350	0	-
107	hchild511	Number of children from 5 to 12 years old living in the HH	continuous	numeric-9.0	12350	0	-
108	hchild12	Number of children from 12 years old & plus living in the HH	continuous	numeric-9.0	12350	0	-
109	childouthh	Children of the HH head living outside the HH	discrete	numeric-16.0	12350	0	-
110	hchildout	Number of children of the HH head living outside the HH	continuous	numeric-9.0	12350	0	-
111	migchild	Children of the HH head living abroad	discrete	numeric-16.0	12350	0	-
112	hmigchild	Number of children of HH head living abroad	continuous	numeric-9.0	12350	0	-
113	migs	Son of the HH head living abroad	discrete	numeric-16.0	12350	0	-
114	hmigsons	Number of sons of the HH head living abroad	continuous	numeric-9.0	12350	0	-
115	migd	Daughter of the HH head living abroad	discrete	numeric-16.0	12350	0	-
116	hmigdaug ..	Number of daughters of the HH head living abroad	continuous	numeric-9.0	12350	0	-
117	out_spouse	Partner of the HH head living outside the HH	discrete	numeric-16.0	12350	0	-
118	hspout	Number of partners of the HH head living outside the HH, whatever the country of residence	continuous	numeric-9.0	12350	0	-
119	migspouse	Partner of the HH head living abroad	discrete	numeric-16.0	12350	0	-
120	hmigspcm	Number of partners of the HH head living abroad	continuous	numeric-9.0	12350	0	-
121	migsp_any	Partner of someone in the HH living abroad	discrete	numeric-16.0	12350	0	-

File sn_qm_indiv							
#	Name	Label	Type	Format	Valid	Invalid	Question
122	hmigsptot	Total number of partners living abroad	continuous	numeric-9.0	12350	0	-
123	hmigotheur	Number of persons living abroad and keeping regular contacts	continuous	numeric-9.0	12350	0	-
124	hmigtot	Total number of persons living outside Senegal, whatever the country of residence	continuous	numeric-9.0	12350	0	-
125	hmigafr	Number of HH persons living in Africa, excluding Senegal	continuous	numeric-9.0	12350	0	-
126	hmigeur	Number of HH persons living in Europe	continuous	numeric-9.0	12350	0	-
127	hmigrester	Number of HH persons living outside Senegal, neither Africa, nor Europe	continuous	numeric-9.0	12350	0	-
128	hmigret	Number of migrants back in the HH	continuous	numeric-9.0	12350	0	-
129	hreturn	HH with return migrants	discrete	numeric-16.0	12350	0	-
130	hmigrant	HH with actual migrants	discrete	numeric-16.0	12350	0	-
131	hnonmig	HH which have never had migrants	discrete	numeric-16.0	12350	0	-
132	worker	Individual with a professional activity	discrete	numeric-16.0	12350	0	-
133	hworkers	Number of persons living in the HH with a professional activity	continuous	numeric-9.0	12350	0	-
134	isco	ISCO codification	continuous	numeric-9.0	4036	8314	-
135	isei	ISEI codification	continuous	numeric-9.0	4000	8350	-
136	weight_hhd	Normalized weight by HH	continuous	numeric-9.2	12350	0	-

File sn_qb_general							
#	Name	Label	Type	Format	Valid	Invalid	Question
1	ident	Biographic individual identifier	discrete	character-7	1668	0	-
2	id_country	Country of the survey	discrete	character-2	1668	0	-
3	n_menage	ID of the HH	continuous	numeric-12.0	1065	603	-
4	n_indiv	ID of the individual in the HH	continuous	numeric-12.0	1065	603	-
5	num_dr	Constructed ID of the PSU	discrete	character-2	1065	0	-
6	strata_a..	Strate of the CD defined by the population census	discrete	numeric-8.0	1065	603	-
7	strata_bh	HH with migrants	discrete	numeric-40.0	1065	603	-
8	strata_ind	Presence of migrant in the HH during the census	discrete	numeric-21.0	1060	608	-
9	source	Recruitment	discrete	numeric-21.0	1668	0	-
10	regionenq	Region of the survey	discrete	numeric-26.0	1668	0	-

File sn_qb_general							
#	Name	Label	Type	Format	Valid	Invalid	Question
11	villearr	Town of the survey	discrete	character-28	1664	4	-
12	nomenq	ID of the interviewer	discrete	numeric-8.0	1668	0	Interviewer's name:
13	date_entr	Date of the interview	discrete	character-11	1668	-	Date:
14	h_deb	Hour of the beginning of the interview	discrete	character-8	1668	0	Starting time:
15	q1	Sex	discrete	numeric-17.0	1668	0	Q1. The respondent is:
16	q1a	Year of birth	discrete	numeric-17.0	1668	0	Q1A. To start with, and to help us to set a time scale, could you tell me in which year you were born (or your age)? Year of birth
17	age_survey	Age at survey	continuous	numeric-9.0	1668	0	Q1A. To start with, and to help us to set a time scale, could you tell me in which year you were born (or your age)? Age
18	q2	Village or town of origin	discrete	numeric-17.0	1668	0	Q2. Is there a place which you would consider to be your village or your town of origin in Senegal?
19	q2v	Locality name	discrete	character-17	1588	80	Q2V. What is the name of this locality?
20	q2v_a	Other locality	discrete	character-24	208	1460	Q2V. What is the name of this locality? Other locality
21	q2d	Region of this locality	discrete	numeric-20.0	1617	51	Q2D. In which region is it located?
22	q3	Ethnic group	discrete	character-3	1629	39	Q3. To which ethnic group would you say you belong? Multiple answers
23	q3_1	Ethnic group 1	discrete	numeric-17.0	1521	147	Q3. To which ethnic group would you say you belong? First answer
24	q3_2	Ethnic group 2	discrete	numeric-17.0	7	1661	Q3. To which ethnic group would you say you belong? Second answer
25	q3a	Other ethnic group	discrete	character-14	114	1554	Q3. To which ethnic group would you say you belong? "Other" => Specify
26	q4	Religion	discrete	numeric-24.0	1624	44	Q4. What is your religion?
27	q4a	Other religion	discrete	character-37	1634	34	Q4. What is your religion? "Other Muslim" => Specify
28	q5	Number of brothers	continuous	numeric-17.0	1488	180	Q5. How many brothers have you had in total?
29	q6	Number of sisters	continuous	numeric-17.0	1515	153	Q6. And how many sisters have you had in total?
30	q7	Are you the first born	discrete	numeric-17.0	1657	11	Q7. Are you the first-born of the family?
31	q8	Did you father work when you were 15 years old	discrete	numeric-26.0	1652	16	Q8. Did your father work when you were 15 years old?
32	q9	When you were 15, he was	discrete	numeric-39.0	1314	354	Q9. Would you say he was:
33	q10	What was your father's level education	discrete	numeric-35.0	1502	166	Q10. What was your father's level of education?
34	q11_1	Father nationality 1	discrete	numeric-40.0	1664	4	Q11. What was or were his nationalities? First nationality
35	q11_2	Father nationality 2	discrete	numeric-40.0	56	1612	Q11. What was or were his nationalities? Second nationality
36	q11_3	Father nationality 3	discrete	numeric-40.0	1	1667	Q11. What was or were his nationalities? Third nationality
37	q12	Is he alive	discrete	numeric-17.0	1665	3	Q12. Is he alive?

File sn_qb_general							
#	Name	Label	Type	Format	Valid	Invalid	Question
38	q12a	Year of father death	discrete	numeric-17.0	935	733	Q12A. In which year did he die?
39	q13_1	Mother nationality 1	discrete	numeric-40.0	1664	4	Q13. And what was or were your mother's nationalities? First nationality
40	q13_2	Mother nationality 2	discrete	numeric-40.0	23	1645	Q13. And what was or were your mother's nationalities? Second nationality
41	q13_3	Mother nationality 3	discrete	numeric-40.0	1	1667	Q13. And what was or were your mother's nationalities? Third nationality
42	q14	Is she alive	discrete	numeric-17.0	1667	1	Q14. Is she alive?
43	q14a	Year of mother death	discrete	numeric-17.0	522	1146	Q14A. In which year did she die?
44	q17p	Has your father already lived for at least a year abroad	discrete	numeric-17.0	1666	2	Q17P. Has your father already lived for at least a year outside Senegal?
45	q17m	Has your mother already lived for at least a year abroad	discrete	numeric-17.0	1668	0	Q17M. And has your mother already lived for at least a year outside Senegal?
46	q17f	Has your brother(s) already lived for at least a year abroad	discrete	numeric-17.0	1668	0	Q17F. And one or several of your brothers, have they already lived for at least a year outside Senegal?
47	q17nf	How many brothers already lived for at least a year abroad	continuous	numeric-8.0	704	964	Q17nF. How many?
48	q17s	Has your sister(s) already lived for at least a year abroad	discrete	numeric-17.0	1667	1	Q17S. And one or several of your sisters?
49	q17ns	How many sisters already lived for at least a year abroad	continuous	numeric-8.0	350	1318	Q17nS. How many?
50	q17c	Has your (previous) partner already lived for at least a year abroad	discrete	numeric-17.0	1667	1	Q17C. And one of your partners or previous partners, have they already lived for at least a year outside Senegal?
51	q17nc	How many (previous) partners already lived for at least a year abroad	continuous	numeric-8.0	575	1093	Q17nC. How many?
52	q17e	Has your child(ren) already lived for at least a year abroad	discrete	numeric-17.0	1668	0	Q17E. And one or several of your children?
53	q17ne	How many children already lived for at least a year abroad	continuous	numeric-8.0	396	1272	Q17nE. How many?
54	q17a	Has other relative/friend already lived for at least a year abroad	discrete	numeric-17.0	1667	1	Q17A. And other relatives or close friends you could count on, or could have counted on to take you in, or help you to migrate out of Senegal?
55	q17na	How many other relatives/friends already lived for at least a year abroad	continuous	numeric-8.0	708	960	Q17nA. How many?
56	q17t	Total	continuous	numeric-8.0	1668	0	Q17T. Total:
57	q100	Number of partnerships	continuous	numeric-17.0	1665	3	100. You have had __ relationships.
58	q200	Number of children	continuous	numeric-17.0	1524	144	200.
59	q300	Number of houses	continuous	numeric-17.0	1483	185	300. YOU HAVE THUS LIVED IN __ HOUSES.

File sn_qb_general							
#	Name	Label	Type	Format	Valid	Invalid	Question
60	q18	Which is the last school year you attended	discrete	numeric-36.0	1664	4	Q18. Let's talk about your studies: Which is the last school year you attended?
61	q19	Do you have a diploma	discrete	numeric-17.0	769	899	Q19. Do you have a diploma?
62	q19d	Which is the highest diploma you have attained	discrete	character-79	666	1002	Q19D. Which is the highest diploma you have attained? Plain text answer
63	q19d_c1	Highest diploma level 1	discrete	numeric-37.0	672	996	Q19D. Which is the highest diploma you have attained? Recoded diploma 1
64	q19d_c2	Highest diploma level 2	discrete	numeric-40.0	672	996	Q19D. Which is the highest diploma you have attained? Recoded diploma 2
65	q400	Number of activite/inactivite periods	continuous	numeric-17.0	1480	188	400.
66	q20pa	Current plots of land	continuous	numeric-17.0	1667	1	1. Are you currently owner... ..of one or several plots of land in Senegal or elsewhere (agricultural land, building plot, or under construction)
67	q20la	Current house units	continuous	numeric-17.0	1668	0	1. Are you currently owner... ..of one or several house units in Senegal or elsewhere (house, apartment...)
68	q20ca	Current business, venture, commercial premises	continuous	numeric-17.0	1668	0	1. Are you currently owner... ..of a business, venture, commercial premises even on a rental basis, in Senegal or elsewhere (shop, workshop, taxis...)
69	q20ta	Total current	continuous	numeric-17.0	1668	0	Total (current)
70	q20pp	Past plots of land	continuous	numeric-17.0	1668	0	2. And in the past, have you been owner, in Senegal or elsewhere,of plots that you don't own anymore?
71	q20lp	Past house units	continuous	numeric-17.0	1668	0	2. And in the past, have you been owner, in Senegal or elsewhere,of house units that you don't own anymore?
72	q20cp	Past business, venture, commercial premises	continuous	numeric-17.0	1668	0	2. And in the past, have you been owner, in Senegal or elsewhere,of a business, a venture, commercial premises even on a rental basis that you don't own anymore?
73	q20tp	Total past	continuous	numeric-17.0	1668	0	Total (past)
74	q20tot	Total current and past assets	continuous	numeric-17.0	1668	0	Total (all)
75	q21	Money transfers	discrete	numeric-17.0	1668	0	Q21. Have there been periods at any time of your life during which you used to send regularly money to somebody who was living in a different country from the one where you were at the time (for example, from Senegal to Morocco, from France to Senegal, from Spain to Italy...)?
76	q22	International migration attempts	discrete	numeric-17.0	1668	0	Q22. We have already talked about the places where you lived for at least one year. But have you ever undertaken concrete steps in order to leave and settle in a different country, without, however, having so far been successful in getting there?
77	q22p_1	1st country EGO wanted to go	discrete	numeric-40.0	182	1486	q22p_1 question details

File sn_qb_general							
#	Name	Label	Type	Format	Valid	Invalid	Question
78	q22p_2	2nd country EGO wanted to go	discrete	numeric-40.0	36	1632	q22p_2 question details
79	q22p_3	3rd country EGO wanted to go	discrete	numeric-40.0	10	1658	q22p_3 question details
80	q22p_4	4th country EGO wanted to go	discrete	numeric-40.0	3	1665	q22p_4 question details
81	q22p_5	5th country EGO wanted to go	discrete	numeric-40.0	1	1667	q22p_5 question details
82	q22p_6	6th country EGO wanted to go	discrete	numeric-40.0	1	1667	q22p_6 question details
83	q800	Number of migration attempts	continuous	numeric-17.0	1667	1	800. I WOULD LIKE TO ASK YOU SOME MORE QUESTIONS ABOUT THE COUNTRIES TO WHICH YOU WOULD HAVE LIKED TO GO, BUT YOUR MIGRATION PLANS HAVE NOT (OR NOT YET) BEEN REALIZED.
84	q23	Stay of less than a year abroad	discrete	numeric-17.0	1668	0	Q23. And have you already stayed for periods of less than a year outside Senegal (but spending at least one night there)? This can also be a country where you have lived for a longer period at another time in your life.
85	q23p_1	1st country EGO stayed less than a year	discrete	numeric-40.0	561	1107	Q23. And have you already stayed for periods of less than a year outside Senegal (but spending at least one night there)? This can also be a country where you have lived for a longer period at another time in your life. If "Yes" => In which countries have you stayed? First answer
86	q23p_2	2nd country EGO stayed less than a year	discrete	numeric-40.0	276	1392	Q23. And have you already stayed for periods of less than a year outside Senegal (but spending at least one night there)? This can also be a country where you have lived for a longer period at another time in your life. If "Yes" => In which countries have you stayed? Second answer
87	q23p_3	3rd country EGO stayed less than a year	discrete	numeric-40.0	158	1510	Q23. And have you already stayed for periods of less than a year outside Senegal (but spending at least one night there)? This can also be a country where you have lived for a longer period at another time in your life. If "Yes" => In which countries have you stayed? Third answer
88	q23p_4	4th country EGO stayed less than a year	discrete	numeric-40.0	109	1559	Q23. And have you already stayed for periods of less than a year outside Senegal (but spending at least one night there)? This can also be a country where you have lived for a longer period at another time in your life. If "Yes" => In which countries have you stayed? Fourth answer
89	q23p_5	5th country EGO stayed less than a year	discrete	numeric-40.0	72	1596	Q23. And have you already stayed for periods of less than a year outside Senegal (but spending at least one night

File sn_qb_general							
#	Name	Label	Type	Format	Valid	Invalid	Question
							there)? This can also be a country where you have lived for a longer period at another time in your life. If "Yes" => In which countries have you stayed? Fifth answer
90	q23p_6	6th country EGO stayed less than a year	discrete	numeric-40.0	54	1614	Q23. And have you already stayed for periods of less than a year outside Senegal (but spending at least one night there)? This can also be a country where you have lived for a longer period at another time in your life. If "Yes" => In which countries have you stayed? Sixth answer
91	q23p_7	7th country EGO stayed less than a year	discrete	numeric-40.0	39	1629	Q23. And have you already stayed for periods of less than a year outside Senegal (but spending at least one night there)? This can also be a country where you have lived for a longer period at another time in your life. If "Yes" => In which countries have you stayed? Seventh answer
92	q23p_8	8th country EGO stayed less than a year	discrete	numeric-40.0	25	1643	Q23. And have you already stayed for periods of less than a year outside Senegal (but spending at least one night there)? This can also be a country where you have lived for a longer period at another time in your life. If "Yes" => In which countries have you stayed? Eighth answer
93	q23p_9	9th country EGO stayed less than a year	discrete	numeric-40.0	15	1653	Q23. And have you already stayed for periods of less than a year outside Senegal (but spending at least one night there)? This can also be a country where you have lived for a longer period at another time in your life. If "Yes" => In which countries have you stayed? Ninth answer
94	q23p_10	10th country EGO stayed less than a year	discrete	numeric-40.0	13	1655	Q23. And have you already stayed for periods of less than a year outside Senegal (but spending at least one night there)? This can also be a country where you have lived for a longer period at another time in your life. If "Yes" => In which countries have you stayed? Tenth answer
95	q23p_11	11th country EGO stayed less than a year	discrete	numeric-40.0	9	1659	Q23. And have you already stayed for periods of less than a year outside Senegal (but spending at least one night there)? This can also be a country where you have lived for a longer period at another time in your life. If "Yes" => In which countries have you stayed? Eleventh answer
96	q23p_12	12th country EGO stayed less than a year	discrete	numeric-40.0	8	1660	Q23. And have you already stayed for periods of less than a year outside Senegal (but spending at least one night there)? This can also be a country where you have lived for a longer period at another time in your life. If "Yes" => In which countries have you stayed? Twelfth answer

File sn_qb_general							
#	Name	Label	Type	Format	Valid	Invalid	Question
97	q23p_13	13th country EGO stayed less than a year	discrete	numeric-40.0	3	1665	Q23. And have you already stayed for periods of less than a year outside Senegal (but spending at least one night there)? This can also be a country where you have lived for a longer period at another time in your life. If "Yes" => In which countries have you stayed? Thirteenth answer
98	q23p_14	14th country EGO stayed less than a year	discrete	numeric-40.0	3	1665	Q23. And have you already stayed for periods of less than a year outside Senegal (but spending at least one night there)? This can also be a country where you have lived for a longer period at another time in your life. If "Yes" => In which countries have you stayed? Fourteenth answer
99	q23p_15	15th country EGO stayed less than a year	discrete	numeric-40.0	2	1666	Q23. And have you already stayed for periods of less than a year outside Senegal (but spending at least one night there)? This can also be a country where you have lived for a longer period at another time in your life. If "Yes" => In which countries have you stayed? Fifteenth answer
100	q23p_16	16th country EGO stayed less than a year	discrete	numeric-40.0	2	1666	Q23. And have you already stayed for periods of less than a year outside Senegal (but spending at least one night there)? This can also be a country where you have lived for a longer period at another time in your life. If "Yes" => In which countries have you stayed? Sixteenth answer
101	q600t	Number of transit stays	continuous	numeric-17.0	1667	1	600T.
102	q600i	Number of set stays	continuous	numeric-8.0	1668	0	600I.
103	q600m	Number of long stays	continuous	numeric-8.0	1668	0	600M.
104	q600tot	Total number of stays	continuous	numeric-8.0	1665	3	600TOT. Total:
105	q24	Contribution to associations	discrete	numeric-17.0	1668	0	Q24. In the time that you spent abroad, were you at any time paying contributions or membership fees to one or more associations (including religious organisations) that finance projects in Senegal or support Senegalese migrants in Europe?
106	q25	Did you seek asylum	discrete	numeric-17.0	1668	0	Q25. Over the years that you lived outside Senegal, did you seek asylum?
107	q700s	Number of short returns	continuous	numeric-17.0	1665	3	700S.
108	q700r	Number of long returns	continuous	numeric-17.0	1666	2	700R.
109	q700t	Total number of returns	continuous	numeric-8.0	1653	15	700TOT. Total:
110	remarques	Remarks	discrete	character-245	847	-	Would you like to make any comments or give us your opinion about this questionnaire or this study?
111	h_fin	Hour of the end of the interview	discrete	character-8	1648	0	END TIME:
112	e1	This person was	discrete	numeric-33.0	1660	8	E1. This person was:

File sn_qb_general							
#	Name	Label	Type	Format	Valid	Invalid	Question
113	e1a	For what reason was she/he reluctant	discrete	character-244	251	-	E1A. For what reasons was he/she reluctant to participate? And which arguments enabled you to convince him/her in the end?
114	e2	The reception by the respondent was	discrete	numeric-40.0	1652	16	E2. The reception by the respondent was:
115	e2r	On which questions the respondent was reluctant	discrete	character-201	109	-	E2R. Which ones?
116	e2a	Specify the "Other" (e2)	discrete	character-161	16	-	E2. The reception by the respondent was: If "Other" => Specify
117	e3	In what language did you conduct the interview	discrete	numeric-16.0	1065	603	E3. In what language(s) did you conduct the interview?
118	e3_1	1st language used in the interview	discrete	numeric-16.0	401	1267	E3. In what language(s) did you conduct the interview? 1st language
119	e3_2	2nd language used in the interview	discrete	numeric-16.0	18	1650	E3. In what language(s) did you conduct the interview? 2nd language
120	e3_3	3rd language used in the interview	discrete	numeric-16.0	1	1667	E3. In what language(s) did you conduct the interview? 3rd language
121	e3a	Other language used in the interview	discrete	character-25	66	38	E3. In what language(s) did you conduct the interview? If "Other" => Specify
122	e4	Were any other person present during the interview	discrete	numeric-17.0	1649	19	E4. And were any other person(s) present during the interview?
123	e4i	Did you have the impression she/he influenced the answers	discrete	numeric-39.0	562	1106	E4I. Did you have the impression that this presence influenced the respondent in his/her answers?
124	e4q	On which questions the respondent was influenced	discrete	character-165	65	-	E4Q. Which ones?
125	e5	Where there any interruptions	discrete	numeric-17.0	1657	11	E5. Were there any interruptions?
126	e5a	Specify (interruptions)	discrete	character-145	260	-	E5A. Specify
127	e6	Was the respondent's general comprehension of the questions...	discrete	numeric-27.0	1655	13	E6. According to you, was the respondent's general comprehension of the questions:
128	e7	Did the respondent have problems answering certain questions	discrete	numeric-17.0	1652	16	E7. And did the respondent have problems answering certain questions?
129	e7d	On which questions the respondent had problems	discrete	character-244	214	-	E7D. Which ones? N°
130	e8	Did the respondent refuse to answer certain questions	discrete	numeric-17.0	1653	15	E8. Did the respondent refuse to answer certain questions?
131	e8r	On which questions the respondent refused to answer	discrete	character-102	130	-	E8R. Which ones? N°
132	q900	Number of personal network who have lived abroad	continuous	numeric-8.0	1668	0	900. Count in the AGEVEN the number of family or personal network members who have lived outside Senegal __ and fill in one column per person.
133	q1000	Number of returns	continuous	numeric-17.0	1624	44	1000. Count in the Ageven all returns (R1, R2, etc., and each AR) without including the returns to settle marked as "R INST": __
134	q1100	Number of stays abroad	continuous	numeric-17.0	1638	30	1100. Count in the Ageven the stays outside Senegal marked VAC and AFF:

File sn_qb_general							
#	Name	Label	Type	Format	Valid	Invalid	Question
							-- ATTENTION: don't count those stays marked INST or TRANSIT
135	q1200	Number of nationality changes	continuous	numeric-17.0	1668	0	1200. Count in the Ageven the number of nationality changes: __
136	q1300	Number of sought asylum	continuous	numeric-17.0	1668	0	1300. Count in the Ageven the number of times ego sought asylum:
137	q1410	Number of residence status	continuous	numeric-17.0	1665	3	1410. Number of periods of residence status: __
138	q1510	Number of work permits	continuous	numeric-17.0	1668	0	1510. Number of periods of work permits: __
139	q1600	Number of regular transfers	continuous	numeric-17.0	1668	0	1600. Count in the Ageven the periods of REGULAR TRANSFERS: __ and fill in one column for each period
140	q1700	Number of contributions to associations	continuous	numeric-17.0	1668	0	1700. Count in the Ageven the number of periods Ego paid CONTRIBUTIONS TO ASSOCIATIONS: __ and fill in one column for each period
141	rem_ageven	Ageven remarks	discrete	character-246	106	-	COMMENTS AND OBSERVATIONS
142	statu_mig	Migration status	discrete	numeric-19.0	1668	0	-
143	migr_cur	Current migrant	discrete	numeric-17.0	1668	0	-
144	migr_ret	Return migrant	discrete	numeric-17.0	1668	0	-
145	migr_cjt	Migrant's spouse	discrete	numeric-17.0	1668	0	-
146	migr_no	No migrant	discrete	numeric-17.0	1668	0	-
147	year	Year of survey	discrete	numeric-9.0	1668	0	-
148	flag_age	Less than 25 years and more than 75 years	discrete	numeric-17.0	1668	0	-
149	flag_arr_.	First migration in Europe before 18	discrete	numeric-17.0	813	855	-
150	flag_vis_.	Resident in Europe but surveyed in Africa	discrete	numeric-17.0	1668	0	-
151	weight_eur	Weighting normalized on the 3 european countries	continuous	numeric-9.2	606	1062	-
152	weight_all	Weighting normalized on the 4 countries	continuous	numeric-9.2	1668	0	-
153	weight_c_.	Weighting normalized by country	continuous	numeric-9.2	1668	0	-

File sn_qb_union							
#	Name	Label	Type	Format	Valid	Invalid	Question
1	ident	Biographic individual identifier	discrete	character-7	2347	0	-
2	id_country	Country of the survey	discrete	character-2	2347	0	-
3	n_menage	ID of the HH	continuous	numeric-12.0	1376	971	-
4	n_indiv	ID of the individual in the HH	continuous	numeric-12.0	1364	983	-
5	num_dr	Constructed ID of the PSU	discrete	character-2	1475	0	-

File sn_qb_union							
#	Name	Label	Type	Format	Valid	Invalid	Question
6	strata_a_.	Strate of the CD defined by the population census	discrete	numeric-8.0	1475	872	-
7	strata_hh	HH with migrants	discrete	numeric-21.0	1475	872	-
8	strata_ind	Presence of migrant in the HH during the census	discrete	numeric-21.0	1470	877	-
9	num_union	Number of the union	discrete	numeric-9.0	2101	246	-
10	id_uni	Union ID	discrete	character-10	2101	0	-
11	q1	Sex	discrete	numeric-17.0	2347	0	Q1. The respondent is:
12	q1a	Year of birth	discrete	numeric-17.0	2347	0	Q1A. To start with, and to help us to set a time scale, could you tell me in which year you were born (or your age)? Year of birth
13	age_survey	Age at survey	continuous	numeric-9.0	2347	0	Q1A. To start with, and to help us to set a time scale, could you tell me in which year you were born (or your age)? Age
14	q101	No of partner/spouse	continuous	numeric-8.0	2101	246	101. No. of the partner/spouse
15	q102d	Start year of the relationship	discrete	numeric-17.0	2098	249	102D - 102F. Start and end years of the relationship Start
16	q102f	End year of the relationship	discrete	numeric-17.0	749	1598	102D - 102F. Start and end years of the relationship End
17	q103	Type of dissolution	discrete	numeric-21.0	745	1602	103. Type of dissolution
18	q104	Did you marry her/him	discrete	numeric-17.0	2095	252	104. Did you marry him/her?
19	q105	In which year did you get married	discrete	numeric-17.0	1713	634	105. In which year did you get married?
20	q106	At the beginning of this relationship she/he was	discrete	numeric-28.0	2086	261	106. At the beginning of this relationship, your partner/spouse was
21	q107	Country of partner/spouse	discrete	numeric-40.0	2091	256	107. In which country was he/she born?
22	q108u_1	At the beginning of your relationship what was her/his 1st nationality	discrete	numeric-40.0	2095	252	108. At the beginning of your relationship, what was/were his or her nationalities? 1st nationality
23	q108u_2	At the beginning of your relationship what was her/his 2nd nationality	discrete	numeric-40.0	36	2311	108. At the beginning of your relationship, what was/were his or her nationalities? 2nd nationality
24	q108u_3	At the beginning of your relationship what was her/his 3rd nationality	discrete	numeric-40.0	1	2346	108. At the beginning of your relationship, what was/were his or her nationalities? 3rd nationality
25	q109	What was her/his level of education at this time	discrete	numeric-40.0	2036	311	109. What was his/her level of education at that time?
26	q110	Was your partner/spouse primarily...	discrete	numeric-40.0	2089	258	110. At the beginning of your relationship, was your partner/spouse primarily:
27	q111	Was she/he	discrete	numeric-40.0	1108	1239	111. Was he/she:
28	q112	Did you have co-wife in this partnership	discrete	numeric-17.0	875	1472	112. Did you have co-wife in this partnership?
29	q113	How many co-wife	continuous	numeric-17.0	330	2017	113. How many?
30	q114	What was your rank among the wives	continuous	numeric-17.0	329	2018	114. What was your rank among the wives?

File sn_qb_union							
#	Name	Label	Type	Format	Valid	Invalid	Question
31	q18	Which is the last school year you attended	discrete	numeric-36.0	2343	4	Q18. Let's talk about your studies: Which is the last school year you attended?
32	flag_age	Less than 25 years and more than 75 years	discrete	numeric-17.0	2347	0	-
33	flag_arr_..	First migration in Europe before 18	discrete	numeric-17.0	1212	1135	-
34	flag_vis_..	Resident in Europe but surveyed in Africa	discrete	numeric-17.0	2347	0	-
35	weight_eur	Weighting normalized on the 3 european countries	continuous	numeric-9.2	879	1468	-
36	weight_all	Weighting normalized on the 4 countries	continuous	numeric-9.2	2347	0	-
37	weight_c_..	Weighting normalized by country	continuous	numeric-9.2	2347	0	-

File sn_qb_children							
#	Name	Label	Type	Format	Valid	Invalid	Question
1	ident	Biographic individual identifier	discrete	character-7	5295	0	-
2	id_country	Country of the survey	discrete	character-2	5295	0	-
3	n_menage	ID of the HH	continuous	numeric-12.0	3738	1557	-
4	n_indiv	ID of the individual in the HH	continuous	numeric-12.0	3720	1575	-
5	num_dr	Constructed ID of the PSU	discrete	character-2	3864	0	-
6	strata_a_..	Strate of the CD defined by the population census	discrete	numeric-8.0	3864	1431	-
7	strata_hh	HH with migrants	discrete	numeric-21.0	3864	1431	-
8	strata_ind	Presence of migrant in the HH during the census	discrete	numeric-21.0	3853	1442	-
9	num_enf	Children number	discrete	numeric-8.0	4890	405	-
10	id_enf	Children ID	discrete	character-11	4890	0	-
11	q1	Sex	discrete	numeric-17.0	5295	0	Q1. The respondent is:
12	q1a	Year of birth	discrete	numeric-17.0	5295	0	Q1A. To start with, and to help us to set a time scale, could you tell me in which year you were born (or your age)? Year of birth
13	age_survey	Age at survey	continuous	numeric-9.0	5295	0	Q1A. To start with, and to help us to set a time scale, could you tell me in which year you were born (or your age)? Age
14	q201n	Year of birth (child)	discrete	numeric-17.0	4880	415	201N - 201D. Year of birth and possibly year of death Year of birth
15	q201d	Year of death (child)	discrete	numeric-17.0	245	5050	201N - 201D. Year of birth and possibly year of death Year of death
16	q202	Number of child	discrete	numeric-8.0	4890	405	202. No. of child
17	q203	Number of the relationship in which the child was born	discrete	numeric-17.0	4885	410	203. Number of the relationship in which the child was born

File sn_qb_children							
#	Name	Label	Type	Format	Valid	Invalid	Question
18	q204	Is this child a girl or a boy	discrete	numeric-17.0	4875	420	204. Is this child a girl or a boy?
19	q205	Country of birth (child)	discrete	numeric-40.0	4888	407	205. In which country was he/she born?
20	q206_1	What is/are her/his nationality/ies: 1st nationality	discrete	numeric-40.0	4867	428	206. What is/are his/her nationality/ies: First nationality
21	q206_2	What is/are her/his nationality/ies: 2nd nationality	discrete	numeric-40.0	118	5177	206. What is/are his/her nationality/ies: Second nationality
22	q18	Which is the last school year you attended	discrete	numeric-36.0	5289	6	Q18. Let's talk about your studies: Which is the last school year you attended?
23	flag_age	Less than 25 years and more than 75 years	discrete	numeric-17.0	5295	0	-
24	flag_arr_.	First migration in Europe before 18	discrete	numeric-17.0	2349	2946	-
25	flag_vis_.	Resident in Europe but surveyed in Africa	discrete	numeric-17.0	5295	0	-
26	weight_eur	Weighting normalized on the 3 european countries	continuous	numeric-9.2	1439	3856	-
27	weight_all	Weighting normalized on the 4 countries	continuous	numeric-9.2	5295	0	-
28	weight_c_.	Weighting normalized by country	continuous	numeric-9.2	5295	0	-

File sn_qb_house							
#	Name	Label	Type	Format	Valid	Invalid	Question
1	ident	Biographic individual identifier	discrete	character-7	7124	0	-
2	id_country	Country of the survey	discrete	character-2	7124	0	-
3	n_menage	ID of the HH	continuous	numeric-12.0	4651	2473	-
4	n_indiv	ID of the individual in the HH	continuous	numeric-12.0	4606	2518	-
5	num_dr	Constructed ID of the PSU	discrete	character-2	4305	0	-
6	strata_a_.	Strate of the CD defined by the population census	discrete	numeric-8.0	4305	2819	-
7	strata_hh	HH with migrants	discrete	numeric-21.0	4305	2819	-
8	strata_ind	Presence of migrant in the HH during the census	discrete	numeric-21.0	4291	2833	-
9	num_log	House number	discrete	numeric-8.0	7124	0	-
10	q1	Sex	discrete	numeric-17.0	7124	0	Q1. The respondent is:
11	q1a	Year of birth	discrete	numeric-17.0	7124	0	Q1A. To start with, and to help us to set a time scale, could you tell me in which year you were born (or your age)? Year of birth
12	age_survey	Age at survey	continuous	numeric-9.0	7124	0	Q1A. To start with, and to help us to set a time scale, could you tell me in which year you were born (or your age)? Age

File sn_qb_house							
#	Name	Label	Type	Format	Valid	Invalid	Question
13	q301d	Year of arrival in the house	discrete	numeric-17.0	7124	0	301D - 301F. Years of arrival in and departure from the house Year of arrival
14	q301f	Year of departure from the house	discrete	numeric-17.0	5456	1668	301D - 301F. Years of arrival in and departure from the house Year of departure
15	q302	Country	discrete	numeric-20.0	7122	2	302. Name of the COUNTRY
16	q303	Name of the town/village	discrete	character-30	5767	1357	303. You lived then in "name of the TOWN or VILLAGE"
17	q304	District of the town/village	discrete	numeric-20.0	5203	1921	304. In which district is this town/village located?
18	q305	In which neighbourhood did you live	discrete	character-40	3467	3657	305. In which neighbourhood did you live?
19	q306	What is the region or province where you lived called	discrete	numeric-28.0	1541	5583	306. What is the region or province where you lived called?
20	q307	When you arrived in this house you lived	discrete	character-14	7111	13	307. When you arrived in this house you lived... Multiple answers
21	q307_0	When you arrived in this house you lived: Alone	discrete	numeric-9.0	7123	1	307. When you arrived in this house you lived... Alone
22	q307_1	When you arrived in this house you lived: With father	discrete	numeric-9.0	7123	1	307. When you arrived in this house you lived... With your father
23	q307_2	When you arrived in this house you lived: With mother	discrete	numeric-9.0	7123	1	307. When you arrived in this house you lived... With your mother
24	q307_3	When you arrived in this house you lived: With partner(s)	discrete	numeric-9.0	7123	1	307. When you arrived in this house you lived... With your partner(s)/spouse(s)
25	q307_4	When you arrived in this house you lived: With brother(s)	discrete	numeric-9.0	7123	1	307. When you arrived in this house you lived... With one or several brothers
26	q307_5	When you arrived in this house you lived: With sister(s)	discrete	numeric-9.0	7123	1	307. When you arrived in this house you lived... With one or several sisters
27	q307_6	When you arrived in this house you lived: With son(s)	discrete	numeric-9.0	7123	1	307. When you arrived in this house you lived... With your son(s)
28	q307_7	When you arrived in this house you lived: With daughter(s)	discrete	numeric-9.0	7123	1	307. When you arrived in this house you lived... With your daughter(s)
29	q307_8	When you arrived in this house you lived: With another parent	discrete	numeric-9.0	7123	1	307. When you arrived in this house you lived... With another relative
30	q307_9	When you arrived in this house you lived: With friend(s)	discrete	numeric-9.0	7123	1	307. When you arrived in this house you lived... With one or several friends
31	q307_10	When you arrived in this house you lived: With other	discrete	numeric-9.0	7123	1	307. When you arrived in this house you lived... Other
32	q307_NR	When you arrived in this house you lived: With ... no answer	discrete	numeric-9.0	7123	1	307. When you arrived in this house you lived... No answer
33	q307_a	Specify the other relative	discrete	character-76	2032	5091	307. When you arrived in this house you lived... With another relative => Specify

File sn_qb_house							
#	Name	Label	Type	Format	Valid	Invalid	Question
34	q307_b	Specify the other person	discrete	character-79	423	6700	307. When you arrived in this house you lived... Other => Specify
35	q308	Who was at the that time the head of the HH	discrete	numeric-25.0	6547	577	308. Who was at that time the head of household?
36	q309	And you were yourself	discrete	numeric-40.0	7111	13	309. And you were yourself:
37	q310	You were housed by	discrete	numeric-40.0	4820	2304	310. You were housed by...
38	q310_a	Specify the other who housed you	discrete	character-50	241	6882	310. You were housed by... Other => Specify
39	q311	What type of accommodation did you have	discrete	numeric-40.0	7081	43	311. What type of accommodation did you have?
40	q311_a	Specify the other type of accommodation	discrete	character-46	84	3	311. What type of accommodation did you have? Other => Specify
41	q312	When you lived in this room/ house, the financial situation was	discrete	numeric-21.0	7037	87	312. When you lived in this room/ house, would you say that the financial situation of the household regarding the purchase of basic goods was...
42	q313	Would you say that your living conditions were	discrete	numeric-17.0	6971	153	313. And relative to other people from the village/town/city where you were living, on average, would you say that your living conditions were...
43	q18	Which is the last school year you attended	discrete	numeric-36.0	7116	8	Q18. Let's talk about your studies: Which is the last school year you attended?
44	flag_age	Less than 25 years and more than 75 years	discrete	numeric-17.0	7124	0	-
45	flag_arr_..	First migration in Europe before 18	discrete	numeric-17.0	4104	3020	-
46	flag_vis_..	Resident in Europe but surveyed in Africa	discrete	numeric-17.0	7124	0	-
47	weight_eur	Weighting normalized on the 3 european countries	continuous	numeric-9.2	2834	4290	-
48	weight_all	Weighting normalized on the 4 countries	continuous	numeric-9.2	7124	0	-
49	weight_c_..	Weighting normalized by country	continuous	numeric-9.2	7124	0	-

File sn_qb_activity							
#	Name	Label	Type	Format	Valid	Invalid	Question
1	ident	Biographic individual identifier	discrete	character-7	7293	0	-
2	id_country	Country of the survey	discrete	character-2	7293	0	-
3	n_menage	ID of the HH	continuous	numeric-12.0	4582	2711	-
4	n_indiv	ID of the individual in the HH	continuous	numeric-12.0	4535	2758	-
5	num_dr	Constructed ID of the PSU	discrete	character-2	4232	0	-
6	strata_a_..	Strate of the CD defined by the population census	discrete	numeric-8.0	4232	3061	-
7	strata_hh	HH with migrants	discrete	numeric-21.0	4232	3061	-

File sn_qb_activity							
#	Name	Label	Type	Format	Valid	Invalid	Question
8	strata_ind	Presence of migrant in the HH during the census	discrete	numeric-21.0	4213	3080	-
9	num_per	Period number	discrete	numeric-8.0	7293	0	-
10	q1	Sex	discrete	numeric-17.0	7293	0	Q1. The respondent is:
11	q1a	Year of birth	discrete	numeric-17.0	7293	0	Q1A. To start with, and to help us to set a time scale, could you tell me in which year you were born (or your age)? Year of birth
12	age_survey	Age at survey	continuous	numeric-9.0	7293	0	Q1A. To start with, and to help us to set a time scale, could you tell me in which year you were born (or your age)? Age
13	q18	Which is the last school year you attended	discrete	numeric-36.0	7282	11	Q18. Let's talk about your studies: Which is the last school year you attended?
14	q401d	Start year	discrete	numeric-17.0	7293	0	401D - 401F. Start and end years Start year
15	q401f	End year	discrete	numeric-17.0	5625	1668	401D - 401F. Start and end years End year
16	q402	During this period you were primarily	discrete	numeric-40.0	7291	2	402. During this period, you were primarily:
17	q402_a	Specify what you were	discrete	character-50	383	43	402. During this period, you were primarily: Other inactive => Specify
18	q403	Profession in plain text	discrete	character-96	7293	0	403. What was your exact occupation during this period? What were your tasks? Plain text answer
19	q403_c	What was your exact occupation during this period: 1st activity	discrete	numeric-40.0	3885	3408	403. What was your exact occupation during this period? What were your tasks? 1st activity
20	q403_a	What was your exact occupation during this period: 2nd activity	discrete	numeric-40.0	55	7238	403. What was your exact occupation during this period? What were your tasks? 2nd activity
21	q404	Were you	discrete	numeric-40.0	3909	3384	404. Were you...
22	q405	Who was your employer	discrete	numeric-40.0	2365	4928	405. Who was your employer?
23	q406	Would you say that during this period you had enough to live	discrete	numeric-17.0	7207	86	406. All-in-all would you say that during this period you had enough to live on from day-to-day?
24	q407	During this period did you receive	discrete	character-7	7253	39	407. At one moment or another during this period, did you receive... Multiple answers
25	q407_0	During this period did you receive: No earning	discrete	numeric-9.0	7292	1	407. At one moment or another during this period, did you receive... No earning
26	q407_1	During this period did you receive: Wage, income from main activity	discrete	numeric-9.0	7292	1	407. At one moment or another during this period, did you receive... A wage, income from your main activity
27	q407_2	During this period did you receive: Income from moonlighting	discrete	numeric-9.0	7292	1	407. At one moment or another during this period, did you receive... Income from a secondary activity, e.g. moonlighting, small jobs, occasional employment
28	q407_3	During this period did you receive: Unemployment benefit	discrete	numeric-9.0	7292	1	407. At one moment or another during this period, did you receive... An unemployment benefit

File sn_qb_activity							
#	Name	Label	Type	Format	Valid	Invalid	Question
29	q407_4	During this period did you receive: Retirement/disability/other type of pension	discrete	numeric-9.0	7292	1	407. At one moment or another during this period, did you receive... A retirement pension, disability pension, other type of pension
30	q407_5	During this period did you receive: Social benefit	discrete	numeric-9.0	7292	1	407. At one moment or another during this period, did you receive... Social benefits (family allowances, welfare benefits)
31	q407_6	During this period did you receive: Scholarship	discrete	numeric-9.0	7292	1	407. At one moment or another during this period, did you receive... A scholarship
32	q407_7	During this period did you receive: Income from rents, interests or other	discrete	numeric-9.0	7292	1	407. At one moment or another during this period, did you receive... Income from rents, interest or other capital income
33	q407_8	During this period did you receive: Other resources	discrete	numeric-9.0	7292	1	407. At one moment or another during this period, did you receive... Other resources
34	q407_NR	During this period did you receive: No answer	discrete	numeric-9.0	7292	1	407. At one moment or another during this period, did you receive... No answer
35	q407p	Specify the other resources	discrete	character-126	44	8	407. At one moment or another during this period, did you receive... Other resources => Specify
36	q408	Amount per month	continuous	numeric-12.2	3660	3633	408. Taking into account all your income sources: what approximate amount of money did you personally have at your disposal per month at the end of this time period, after tax? Amount
37	q408_dev	Currency	discrete	numeric-16.0	3708	3585	408. Taking into account all your income sources: what approximate amount of money did you personally have at your disposal per month at the end of this time period, after tax? Currency
38	q408_dev_a	Other currency	discrete	character-41	32	3	408. Taking into account all your income sources: what approximate amount of money did you personally have at your disposal per month at the end of this time period, after tax? Other currency
39	isco	ISCO codification	continuous	numeric-9.0	3880	3413	-
40	isei	ISEI codification	continuous	numeric-9.0	3880	3413	-
41	flag_age	Less than 25 years and more than 75 years	discrete	numeric-17.0	7293	0	-
42	flag_arr_..	First migration in Europe before 18	discrete	numeric-17.0	4246	3047	-
43	flag_vis_..	Resident in Europe but surveyed in Africa	discrete	numeric-17.0	7293	0	-
44	weight_eur	Weighting normalized on the 3 european countries	continuous	numeric-9.2	3080	4213	-
45	weight_all	Weighting normalized on the 4 countries	continuous	numeric-9.2	7293	0	-

File sn_qb_activity							
#	Name	Label	Type	Format	Valid	Invalid	Question
46	weight_c..	Weighting normalized by country	continuous	numeric-9.2	7293	0	-

File sn_qb_assets							
#	Name	Label	Type	Format	Valid	Invalid	Question
1	ident	Biographic individual identifier	discrete	character-7	2097	0	-
2	id_country	Country of the survey	discrete	character-2	2097	0	-
3	n_menage	ID of the HH	continuous	numeric-12.0	598	1499	-
4	n_indiv	ID of the individual in the HH	continuous	numeric-12.0	592	1505	-
5	num_dr	Constructed ID of the PSU	discrete	character-2	1275	0	-
6	strata_a..	Strate of the CD defined by the population census	discrete	numeric-8.0	1275	822	-
7	strata_hh	HH with migrants	discrete	numeric-21.0	1275	822	-
8	strata_ind	Presence of migrant in the HH during the census	discrete	numeric-21.0	1268	829	-
9	num_prop	Asset number	discrete	numeric-9.0	1031	1066	-
10	q1	Sex	discrete	numeric-17.0	2097	0	Q1. The respondent is:
11	q1a	Year of birth	discrete	numeric-17.0	2097	0	Q1A. To start with, and to help us to set a time scale, could you tell me in which year you were born (or your age)? Year of birth
12	age_survey	Age at survey	continuous	numeric-9.0	2097	0	Q1A. To start with, and to help us to set a time scale, could you tell me in which year you were born (or your age)? Age
13	q18	Which is the last school year you attended	discrete	numeric-36.0	2093	4	Q18. Let's talk about your studies: Which is the last school year you attended?
14	q501d	Start year of ownership of this asset	discrete	numeric-17.0	1024	1073	501D. Since when are you the owner of this asset?
15	q501f	End year of ownership of this asset	discrete	numeric-17.0	150	1947	501F. And until when did you own this asset?
16	q502	You don't own this asset anymore because	discrete	numeric-40.0	152	1945	502. You don't own this asset anymore because
17	q502_a	Specify why you don't own this asset anymore	discrete	character-134	39	-	502. You don't own this asset anymore because For another reason? => Specify
18	q503	Is the asset we are talking	discrete	numeric-40.0	1028	1069	503. Is the asset we are talking about:
19	q504	This plot has been used	discrete	numeric-31.0	56	2041	504. Most of the time, this plot has been used...
20	q505	Did you own the plot before the construction of the house	discrete	numeric-17.0	385	1712	505. Did you own the plot before the construction of the house?
21	q506	Since when do you own the plot	discrete	numeric-17.0	129	1968	506. Since when?
22	q507	This asset has been	discrete	numeric-40.0	449	1648	507. Most of the time, this asset (house, shop, workshop...) has been:

File sn_qb_assets							
#	Name	Label	Type	Format	Valid	Invalid	Question
23	q508	What is/was the activity performed	discrete	character-86	170	5	508. What is/was the activity performed?
24	q508c2	q508 recoded level 2	discrete	numeric-40.0	169	1928	-
25	q508c1	q508 recoded level 1	discrete	numeric-20.0	169	1928	-
26	q509	This asset has been operated or used	discrete	character-17	520	29	509. This asset has been operated or used... Multiple answers
27	q509_0	Used by yourself	discrete	numeric-16.0	548	1549	509. This asset has been operated or used... By yourself
28	q509_1	Used by father	discrete	numeric-16.0	548	1549	509. This asset has been operated or used... By your father
29	q509_2	Used by mother	discrete	numeric-16.0	548	1549	509. This asset has been operated or used... By your mother
30	q509_3	Used by partner(s)	discrete	numeric-16.0	548	1549	509. This asset has been operated or used... By your partner(s)
31	q509_4	Used by brother(s)	discrete	numeric-16.0	548	1549	509. This asset has been operated or used... By one or several brothers
32	q509_5	Used by sister(s)	discrete	numeric-16.0	548	1549	509. This asset has been operated or used... By one or several sisters
33	q509_6	Used by son(s)	discrete	numeric-16.0	548	1549	509. This asset has been operated or used... By one or several of your sons
34	q509_7	Used by daughter(s)	discrete	numeric-16.0	548	1549	509. This asset has been operated or used... By one or several of your daughters
35	q509_8	Used by another relative	discrete	numeric-16.0	548	1549	509. This asset has been operated or used... By another relative
36	q509_9	Used by friend(s)	discrete	numeric-16.0	548	1549	509. This asset has been operated or used... By one or several friends
37	q509_10	Used by somebody else	discrete	numeric-16.0	548	1549	509. This asset has been operated or used... By somebody else
38	q509_NR	Used by no answer	discrete	numeric-16.0	548	1549	509. This asset has been operated or used... No answer
39	q509_a	Specify another relative	discrete	character-49	53	3	509. This asset has been operated or used... By another relative => Specify
40	q509_b	Specify somebody else	discrete	character-49	22	1	509. This asset has been operated or used... By somebody else => Specify
41	q510	Country of this asset	discrete	numeric-40.0	1027	1070	510. In which country is this asset located?
42	q511	Town/village of this asset	discrete	character-27	921	13	511. In which town or village?
43	q512	Region/province/district of this asset	discrete	numeric-20.0	930	1167	512. In which region / province / district?
44	q513	How did you obtain this asset	discrete	numeric-37.0	1017	1080	513. And how did you obtain this asset:
45	q514	You bought it/built it	discrete	character-7	731	13	514. You bought it (or built it)... Multiple answers
46	q514_1	Bought it on a leasing/hire-purchase basis	discrete	numeric-16.0	744	1353	514. You bought it (or built it)... On a leasing/hire-purchase basis
47	q514_2	Bought it from your personal savings	discrete	numeric-16.0	744	1353	514. You bought it (or built it)... From your personal savings
48	q514_3	Bought it with a bank loan etc.	discrete	numeric-16.0	744	1353	514. You bought it (or built it)... With a bank loan or a mutual insurance fund

File sn_qb_assets							
#	Name	Label	Type	Format	Valid	Invalid	Question
49	q514_4	Bought it with the money from a tontine	discrete	numeric-16.0	744	1353	514. You bought it (or built it)... With the money from a tontine
50	q514_5	Bought it with a government aid	discrete	numeric-16.0	744	1353	514. You bought it (or built it)... With a government aid
51	q514_6	Bought it with a loan from a family member/friend	discrete	numeric-16.0	744	1353	514. You bought it (or built it)... With a loan from a family member or a friend
52	q514_7	Bought it with a gift/inheritance	discrete	numeric-16.0	744	1353	514. You bought it (or built it)... With a gift or the money from an inheritance
53	q514_8	Bought it differently	discrete	numeric-16.0	744	1353	514. You bought it (or built it)... Differently
54	q514_NR	Bought it no answer	discrete	numeric-16.0	744	1353	514. You bought it (or built it)... No answer
55	q514_a	Specify "bought it differently"	discrete	character-101	30	5	514. You bought it (or built it)... Differently => Specify
56	q515	The persons who have lent/given you money to pay for this asset	discrete	character-5	66	4	515. The persons who have lent or given you money to pay for this asset, are they... Multiple answers
57	q515_1	Money from father	discrete	numeric-16.0	70	2027	515. The persons who have lent or given you money to pay for this asset, are they... Your father
58	q515_2	Money from mother	discrete	numeric-16.0	70	2027	515. The persons who have lent or given you money to pay for this asset, are they... Your mother
59	q515_3	Money from partner(s)	discrete	numeric-16.0	70	2027	515. The persons who have lent or given you money to pay for this asset, are they... Your partner(s)
60	q515_4	Money from brother(s)	discrete	numeric-16.0	70	2027	515. The persons who have lent or given you money to pay for this asset, are they... One or several brothers
61	q515_5	Money from sister(s)	discrete	numeric-16.0	70	2027	515. The persons who have lent or given you money to pay for this asset, are they... One or several sisters
62	q515_6	Money from son(s)	discrete	numeric-16.0	70	2027	515. The persons who have lent or given you money to pay for this asset, are they... One or several of your sons
63	q515_7	Money from daughter(s)	discrete	numeric-16.0	70	2027	515. The persons who have lent or given you money to pay for this asset, are they... One or several of your daughters
64	q515_8	Money from another parent(s)	discrete	numeric-16.0	70	2027	515. The persons who have lent or given you money to pay for this asset, are they... Another relative
65	q515_9	Money from friend(s)	discrete	numeric-16.0	70	2027	515. The persons who have lent or given you money to pay for this asset, are they... One or several friends
66	q515_10	Money from other	discrete	numeric-16.0	70	2027	515. The persons who have lent or given you money to pay for this asset, are they... Somebody else
67	q515_NR	Money from no answer	discrete	numeric-9.0	70	2027	515. The persons who have lent or given you money to pay for this asset, are they... No answer
68	q515_a	Money: specify another relative	discrete	character-17	10	1	515. The persons who have lent or given you money to pay for this asset, are they... Another relative => Specify

File sn_qb_assets							
#	Name	Label	Type	Format	Valid	Invalid	Question
69	q515_b	Money: specify somebody else	discrete	character-11	3	0	515. The persons who have lent or given you money to pay for this asset, are they... Somebody else => Specify
70	q516	Are these persons of your family or personal network who live/lived abroad	discrete	numeric-8.0	54	2043	516. Are these persons of your family or personal network who live or who lived outside Senegal and about whom we talked before?
71	q516_a	Migrant code 1	discrete	numeric-8.0	30	2067	516. Are these persons of your family or personal network who live or who lived outside Senegal and about whom we talked before? Migrant code 1
72	q516_b	Migrant code 2	discrete	numeric-8.0	2	2095	516. Are these persons of your family or personal network who live or who lived outside Senegal and about whom we talked before? Migrant code 2
73	flag_age	Less than 25 years and more than 75 years	discrete	numeric-17.0	2097	0	-
74	flag_arr_.	First migration in Europe before 18	discrete	numeric-17.0	1147	950	-
75	flag_vis_.	Resident in Europe but surveyed in Africa	discrete	numeric-17.0	2097	0	-
76	weight_eur	Weighting normalized on the 3 european countries	continuous	numeric-9.2	830	1267	-
77	weight_all	Weighting normalized on the 4 countries	continuous	numeric-9.2	2097	0	-
78	weight_c_.	Weighting normalized by country	continuous	numeric-9.2	2097	0	-

File sn_qb_mig_attempts							
#	Name	Label	Type	Format	Valid	Invalid	Question
1	ident	Biographic individual identifier	discrete	character-7	1729	0	-
2	id_country	Country of the survey	discrete	character-2	1729	0	-
3	n_menage	ID of the HH	continuous	numeric-12.0	192	1537	-
4	n_indiv	ID of the individual in the HH	continuous	numeric-12.0	188	1541	-
5	num_dr	Constructed ID of the PSU	discrete	character-2	1107	0	-
6	strata_a_.	Strate of the CD defined by the population census	discrete	numeric-8.0	1107	622	-
7	strata_hh	HH with migrants	discrete	numeric-21.0	1107	622	-
8	strata_ind	Presence of migrant in the HH during the census	discrete	numeric-21.0	1102	627	-
9	num_tent	Migration attempt number	discrete	numeric-8.0	243	1486	-
10	q1	Sex	discrete	numeric-17.0	1729	0	Q1. The respondent is:
11	q1a	Year of birth	discrete	numeric-17.0	1729	0	Q1A. To start with, and to help us to set a time scale, could you tell me in which year you were born (or your age)? Year of birth

File sn_qb_mig_attempts							
#	Name	Label	Type	Format	Valid	Invalid	Question
12	age_survey	Age at survey	continuous	numeric-9.0	1729	0	Q1A. To start with, and to help us to set a time scale, could you tell me in which year you were born (or your age)? Age
13	q18	Which is the last school year you attended	discrete	numeric-36.0	1725	4	Q18. Let's talk about your studies: Which is the last school year you attended?
14	q801d	Start year of the plans to migrate	discrete	numeric-17.0	243	1486	801D - 801F. Start and end years of the plans to migrate. Star year
15	q801f	End year of the plans to migrate	discrete	numeric-17.0	175	1554	801D - 801F. Start and end years of the plans to migrate. End year
16	q802	Country aimed for	discrete	numeric-40.0	235	1494	802. COUNTRY AIMED FOR: Note the name of the country to which Ego wanted to go.
17	q803	For what reasons did you want to leave the country	discrete	character-99	237	6	803. For what reasons did you want to leave the country where you were living at this time?
18	q803c2	Reasons of migration coded level 2	discrete	numeric-40.0	236	1493	-
19	q803c1	Reasons of migration coded level 1	discrete	numeric-40.0	236	1493	-
20	q804	For what reasons did you prefer to go to this country than another	discrete	character-212	241	2	804. For what reasons did you prefer to go to "country aimed for" rather than to another country?
21	q804c2	Reasons of the choice coded level 2	discrete	numeric-40.0	240	1489	-
22	q804c1	Reasons of the choice coded level 1	discrete	numeric-37.0	240	1489	-
23	q805	What precise steps have you undertaken to reach this country	discrete	character-12	243	0	805. What precise steps have you undertaken to reach "country aimed for"? Multiple answers
24	q805_1	Step: Applied for enrollment at a university	discrete	numeric-16.0	243	1486	805. What precise steps have you undertaken to reach "country aimed for"? Applied for enrollment at a university
25	q805_2	Step: Obtained a place at a university	discrete	numeric-16.0	243	1486	805. What precise steps have you undertaken to reach "country aimed for"? Obtained a place at a university
26	q805_3	Step: Applied for a scholarship	discrete	numeric-16.0	243	1486	805. What precise steps have you undertaken to reach "country aimed for"? Applied for a scholarship
27	q805_4	Step: Obtained a scholarship	discrete	numeric-16.0	243	1486	805. What precise steps have you undertaken to reach "country aimed for"? Obtained a scholarship
28	q805_5	Step: Requested a housing/ accomodation certificate	discrete	numeric-16.0	243	1486	805. What precise steps have you undertaken to reach "country aimed for"? Requested a housing certificate, an accomodation certificate
29	q805_6	Step: Obtained a housing/ accomodation certificate	discrete	numeric-16.0	243	1486	805. What precise steps have you undertaken to reach "country aimed for"? Obtained a housing certificate, an accomodation certificate

File sn_qb_mig_attempts							
#	Name	Label	Type	Format	Valid	Invalid	Question
30	q805_7	Step: Applied for papers	discrete	numeric-16.0	243	1486	805. What precise steps have you undertaken to reach "country aimed for"? Applied for papers
31	q805_8	Step: Obtained papers	discrete	numeric-16.0	243	1486	805. What precise steps have you undertaken to reach "country aimed for"? Obtained papers
32	q805_9	Step: Saved money	discrete	numeric-16.0	243	1486	805. What precise steps have you undertaken to reach "country aimed for"? Saved money
33	q805_10	Step: Green Card lottery	discrete	numeric-16.0	243	1486	805. What precise steps have you undertaken to reach "country aimed for"? Participated in the Green Card lottery
34	q805_11	Step: Other	discrete	numeric-16.0	243	1486	805. What precise steps have you undertaken to reach "country aimed for"? Other
35	q805_12	Step: Nothing at all	discrete	numeric-16.0	243	1486	805. What precise steps have you undertaken to reach "country aimed for"? Nothing at all
36	q805_a	Specify applied papers	discrete	character-50	58	7	805. What precise steps have you undertaken to reach "country aimed for"? Applied for papers => Specify which ones
37	q805_b	Specify obtained papers	discrete	character-44	14	8	805. What precise steps have you undertaken to reach "country aimed for"? Obtained papers => Specify which ones
38	q805_c	Specify other steps	discrete	character-49	56	1	805. What precise steps have you undertaken to reach "country aimed for"? Other => Specify
39	q806	For what reason have you not been successful	discrete	character-158	238	5	806. According to you, for what reasons have you not (yet) been successful in getting to this country?
40	q806c2	Reasons for attempt failure coded level 2	discrete	numeric-40.0	237	1492	-
41	q806c1	Reasons for attempt failure coded level 1	discrete	numeric-40.0	237	1492	-
42	q807	For what reason did you stop attempt	discrete	character-127	166	14	807. For what reason(s) did you abandon the plan of migrating to this country?
43	q807c2	Reasons for stopping attempt coded level 2	discrete	numeric-40.0	163	1566	-
44	q807c1	Reasons for stopping attempt coded level 1	discrete	numeric-40.0	163	1566	-
45	flag_age	Less than 25 years and more than 75 years	discrete	numeric-17.0	1729	0	-
46	flag_arr_..	First migration in Europe before 18	discrete	numeric-17.0	847	882	-
47	flag_vis_..	Resident in Europe but surveyed in Africa	discrete	numeric-17.0	1729	0	-
48	weight_eur	Weighting normalized on the 3 european countries	continuous	numeric-9.2	625	1104	-
49	weight_all	Weighting normalized on the 4 countries	continuous	numeric-9.2	1729	0	-

File sn_qb_mig_attempts							
#	Name	Label	Type	Format	Valid	Invalid	Question
50	weight_c_.	Weighting normalized by country	continuous	numeric-9.2	1729	0	-

File sn_qb_migration							
#	Name	Label	Type	Format	Valid	Invalid	Question
1	ident	Biographic individual identifier	discrete	character-7	2064	0	-
2	id_country	Country of the survey	discrete	character-2	2064	0	-
3	n_menage	ID of the HH	continuous	numeric-12.0	407	1657	-
4	n_indiv	ID of the individual in the HH	continuous	numeric-12.0	397	1667	-
5	num_dr	Constructed ID of the PSU	discrete	character-2	1183	0	-
6	strata_a_.	Strate of the CD defined by the population census	discrete	numeric-8.0	1183	881	-
7	strata_hh	HH with migrants	discrete	numeric-21.0	1183	881	-
8	strata_ind	Presence of migrant in the HH during the census	discrete	numeric-21.0	1178	886	-
9	num_mig	Migration number	discrete	numeric-8.0	1209	855	-
10	q1	Sex	discrete	numeric-17.0	2064	0	Q1. The respondent is:
11	q1a	Year of birth	discrete	numeric-17.0	2064	0	Q1A. To start with, and to help us to set a time scale, could you tell me in which year you were born (or your age)? Year of birth
12	age_survey	Age at survey	continuous	numeric-9.0	2064	0	Q1A. To start with, and to help us to set a time scale, could you tell me in which year you were born (or your age)? Age
13	q18	Which is the last school year you attended	discrete	numeric-36.0	2060	4	Q18. Let's talk about your studies: Which is the last school year you attended?
14	q601d	Start year of the stay outside Senegal	discrete	numeric-17.0	1209	855	601D - 601F. Start and end years of the stay outside Senegal Start year
15	q601f	End year of the stay outside Senegal	discrete	numeric-17.0	603	1461	601D - 601F. Start and end years of the stay outside Senegal End year
16	q602	Country of stay	discrete	numeric-40.0	1206	858	602. COUNTRY OF STAY/ARRIVAL
17	q603	Country before arriving in "country of stay"	discrete	numeric-40.0	1205	859	603. In which country were you just before arriving in "country of stay"?
18	q604	For what reason did you leave this country	discrete	character-213	1182	26	604. For what reasons did you leave this country?
19	q604c2	Reasons of migration coded level 2	discrete	numeric-40.0	1185	879	-
20	q604c1	Reasons of migration coded level 1	discrete	numeric-40.0	1185	879	-
21	q605	For what reason did you choose to go to "country to stay"	discrete	character-213	1208	0	605. And for what reasons did you choose to go to "country of stay" rather than to another country?
22	q605c2	Reasons of the choice coded level 2	discrete	numeric-40.0	1177	887	-

File sn_qb_migration							
#	Name	Label	Type	Format	Valid	Invalid	Question
23	q605c1	Reasons of the choice coded level 1	discrete	numeric-37.0	1177	887	-
24	q606	Kind of stay	discrete	numeric-28.0	1206	858	606. Was it...
25	q607	When you arrived in "country of stay"	discrete	numeric-40.0	914	1150	607. When you arrived in "country of stay"...
26	q608	Which country did you want to reach just afterwards?	discrete	numeric-40.0	153	1911	608. Which country did you want to reach just afterwards?
27	q609	And which country did you want to reach at the very end?	discrete	numeric-40.0	157	1907	609. And which country did you want to reach at the very end?
28	q610	What precise steps have you taken to reach it	discrete	character-13	1184	23	610. What precise steps have you taken to reach "country of stay"? Multiple answers
29	q610_a	Step: Applied for enrolment at a university	discrete	numeric-16.0	1206	858	610. What precise steps have you taken to reach "country of stay"? Applied for enrolment at a university
30	q610_b	Step: Obtained a place at a university	discrete	numeric-16.0	1206	858	610. What precise steps have you taken to reach "country of stay"? Obtained a place at a university
31	q610_c	Step: Applied for a scholarship	discrete	numeric-16.0	1206	858	610. What precise steps have you taken to reach "country of stay"? Applied for a scholarship
32	q610_d	Step: Obtained a scholarship	discrete	numeric-16.0	1206	858	610. What precise steps have you taken to reach "country of stay"? Obtained a scholarship
33	q610_e	Step: Requested a housing/ accomodation certificate	discrete	numeric-16.0	1206	858	610. What precise steps have you taken to reach "country of stay"? Requested a housing certificate, an accomodation certificate
34	q610_f	Step: Obtained a housing/ accomodation certificate	discrete	numeric-16.0	1206	858	610. What precise steps have you taken to reach "country of stay"? Obtained a housing certificate, an accomodation certificate
35	q610_g	Step: Applied for documents	discrete	numeric-16.0	1206	858	610. What precise steps have you taken to reach "country of stay"? Applied for documents
36	q610_h	Step: Obtained documents	discrete	numeric-16.0	1206	858	610. What precise steps have you taken to reach "country of stay"? Obtained documents
37	q610_i	Step: Saved money	discrete	numeric-16.0	1206	858	610. What precise steps have you taken to reach "country of stay"? Saved money
38	q610_j	Step: Green card lottery	discrete	numeric-16.0	1206	858	610. What precise steps have you taken to reach "country of stay"? Participated in the Green Card lottery
39	q610_k	Step: Other	discrete	numeric-16.0	1206	858	610. What precise steps have you taken to reach "country of stay"? Other
40	q610_l	Step: Nothing	discrete	numeric-16.0	1206	858	610. What precise steps have you taken to reach "country of stay"? Nothing at all
41	q610_NR	Step: No answer	discrete	numeric-16.0	1206	858	610. What precise steps have you taken to reach "country of stay"? No answer

File sn_qb_migration							
#	Name	Label	Type	Format	Valid	Invalid	Question
42	q610_1	Specify applied documents	discrete	character-90	354	13	610. What precise steps have you taken to reach "country of stay"? Applied for documents => Specify which ones
43	q610_2	Specify obtained documents	discrete	character-163	353	27	610. What precise steps have you taken to reach "country of stay"? Obtained documents => Specify which ones
44	q610_3	Specify other step	discrete	character-89	75	0	610. What precise steps have you taken to reach "country of stay"? Other => Specify
45	q611	In which year did you initiate these first steps	discrete	numeric-8.0	812	1252	611. In which year did you initiate these first steps?
46	q612	At the beginning for how long did you plan to stay (in years)	continuous	numeric-17.0	376	1688	612. At the beginning, for how long did you plan to stay in "country of stay"? Years
47	q612_1	At the beginning for how long did you plan to stay (in months)	continuous	numeric-8.0	70	1994	612. At the beginning, for how long did you plan to stay in "country of stay"? Months
48	q612_2	At the beginning for how long did you plan to stay (in weeks)	continuous	numeric-8.0	24	2040	612. At the beginning, for how long did you plan to stay in "country of stay"? Weeks
49	q612_3	At the beginning for how long did you plan to stay (in days)	continuous	numeric-8.0	55	2009	612. At the beginning, for how long did you plan to stay in "country of stay"? Days
50	q612_4	At the beginning for how long did you plan to stay (permanently)	discrete	numeric-16.0	1186	878	612. At the beginning, for how long did you plan to stay in "country of stay"? Permanently
51	q613	For how long did you stay in the end (in months)	continuous	numeric-8.0	73	1991	613. And for how long did you stay in the end? Months
52	q613_1	For how long did you stay in the end (in weeks)	continuous	numeric-8.0	27	2037	613. And for how long did you stay in the end? Weeks
53	q613_2	For how long did you stay in the end (in days)	continuous	numeric-8.0	50	2014	613. And for how long did you stay in the end? Days
54	q613_3	For how long did you stay in the end (other)	discrete	character-12	3	2	613. And for how long did you stay in the end? Other
55	q614	Would you tell me if you had during your stay	discrete	character-3	146	17	614. Being able to live in a country often depends on the type of documents one has. Would you tell me if you had during your stay in "country of stay"... Multiple answers
56	q614_1	Would you tell me if you had during your stay a visa	discrete	numeric-16.0	163	1901	614. Being able to live in a country often depends on the type of documents one has. Would you tell me if you had during your stay in "country of stay"... A short-stay visa (until 3 months)
57	q614_2	Would you tell me if you had during your stay a residence permit	discrete	numeric-16.0	163	1901	614. Being able to live in a country often depends on the type of documents one has. Would you tell me if you had during your stay in "country of stay"... A long-stay visa (more than 3 months) or a residence permit (residence card, refugee card...)
58	q614_3	Would you tell me if during your stay you didn't need any visa or permit	discrete	numeric-16.0	163	1901	614. Being able to live in a country often depends on the type of documents one has. Would you tell me if you had

File sn_qb_migration							
#	Name	Label	Type	Format	Valid	Invalid	Question
							during your stay in "country of stay"... You didn't need any visa or permit
59	q614_4	Would you tell me if during your stay you didn't have any permit	discrete	numeric-16.0	163	1901	614. Being able to live in a country often depends on the type of documents one has. Would you tell me if you had during your stay in "country of stay"... You didn't have any permit
60	q614_5	Would you tell me if you had during your stay... Different situation	discrete	numeric-16.0	163	1901	614. Being able to live in a country often depends on the type of documents one has. Would you tell me if you had during your stay in "country of stay"... Other type of documents
61	q614_NR	Would you tell me if you had during your stay... No answer	discrete	numeric-16.0	163	1901	614. Being able to live in a country often depends on the type of documents one has. Would you tell me if you had during your stay in "country of stay"... No answer
62	q614_a	Specify the different situation	discrete	character-41	8	0	614. Being able to live in a country often depends on the type of documents one has. Would you tell me if you had during your stay in "country of stay"... Other type of documents => Specify
63	q615	Which means of transportation did you use to go to	discrete	character-5	1180	27	615. Which means of transportation did you use to go to "country of stay"? Multiple answers
64	q615_1	Means of transportation: Plane	discrete	numeric-16.0	1207	857	615. Which means of transportation did you use to go to "country of stay"? Plane
65	q615_2	Means of transportation: Bus/train	discrete	numeric-16.0	1207	857	615. Which means of transportation did you use to go to "country of stay"? Bus / Train
66	q615_3	Means of transportation: Car	discrete	numeric-16.0	1207	857	615. Which means of transportation did you use to go to "country of stay"? Car
67	q615_4	Means of transportation: Ship	discrete	numeric-16.0	1207	857	615. Which means of transportation did you use to go to "country of stay"? Ship
68	q615_5	Means of transportation: Pirogue/patera	discrete	numeric-16.0	1207	857	615. Which means of transportation did you use to go to "country of stay"? Small boat (Pirogue, patera...)
69	q615_6	Means of transportation: Other	discrete	numeric-16.0	1207	857	615. Which means of transportation did you use to go to "country of stay"? Other
70	q615_NR	Means of transportation: No answer	discrete	numeric-16.0	1207	857	615. Which means of transportation did you use to go to "country of stay"? No answer
71	q615_a	Specify the other mean of transportation	discrete	character-29	6	0	615. Which means of transportation did you use to go to "country of stay"? Other => Specify
72	q616	You have travelled	discrete	character-9	1180	27	616. You have travelled... Multiple answers
73	q616_0	Travelled alone	discrete	numeric-16.0	1207	857	616. You have travelled... Alone
74	q616_1	Travelled with father	discrete	numeric-16.0	1207	857	616. You have travelled... With your father
75	q616_2	Travelled with mother	discrete	numeric-16.0	1207	857	616. You have travelled... With your mother
76	q616_3	Travelled with partner(s)	discrete	numeric-16.0	1207	857	616. You have travelled... With your partner(s)

File sn_qb_migration							
#	Name	Label	Type	Format	Valid	Invalid	Question
77	q616_4	Travelled with brother(s)	discrete	numeric-16.0	1207	857	616. You have travelled... With one or several brothers
78	q616_5	Travelled with sister(s)	discrete	numeric-16.0	1207	857	616. You have travelled... With one or several sisters
79	q616_6	Travelled with son(s)	discrete	numeric-16.0	1207	857	616. You have travelled... With your son(s)
80	q616_7	Travelled with daughter(s)	discrete	numeric-16.0	1207	857	616. You have travelled... With your daughter(s)
81	q616_8	Travelled with another relative	discrete	numeric-16.0	1207	857	616. You have travelled... With another relative
82	q616_9	Travelled with an official delegation	discrete	numeric-16.0	1207	857	616. You have travelled... With an official delegation
83	q616_10	Travelled with musicians, sport team	discrete	numeric-16.0	1207	857	616. You have travelled... With a group of artists (musicians...), a sports team
84	q616_11	Travelled with friend(s)	discrete	numeric-16.0	1207	857	616. You have travelled... With one or several friends
85	q616_12	Travelled with smuggler	discrete	numeric-16.0	1207	857	616. You have travelled... With a smuggler
86	q616_13	Travelled with somebody else	discrete	numeric-16.0	1207	857	616. You have travelled... With somebody else
87	q616_NR	Travelled with no answer	discrete	numeric-9.0	1207	857	616. You have travelled... No answer
88	q616_a	Specify the other relative	discrete	character-25	16	0	616. You have travelled... With another relative => Specify
89	q616_b	Specify somebody else	discrete	character-47	58	1	616. You have travelled... With somebody else => Specify
90	q617	Who decided about your trip/migration	discrete	character-9	1181	26	617. Who decided about your trip/migration? Multiple answers
91	q617_0	Decision alone	discrete	numeric-16.0	1207	857	617. Who decided about your trip/migration? Yourself
92	q617_1	Decision father	discrete	numeric-16.0	1207	857	617. Who decided about your trip/migration? Your father
93	q617_2	Decision mother	discrete	numeric-16.0	1207	857	617. Who decided about your trip/migration? Your mother
94	q617_3	Decision partner(s)	discrete	numeric-16.0	1207	857	617. Who decided about your trip/migration? Your partner
95	q617_4	Decision brother(s)	discrete	numeric-16.0	1207	857	617. Who decided about your trip/migration? One or several brothers
96	q617_5	Decision sister(s)	discrete	numeric-16.0	1207	857	617. Who decided about your trip/migration? One or several sisters
97	q617_6	Decision son(s)	discrete	numeric-16.0	1207	857	617. Who decided about your trip/migration? One or several of your son(s)
98	q617_7	Decision daughter(s)	discrete	numeric-16.0	1207	857	617. Who decided about your trip/migration? One or several of your daughter(s)
99	q617_8	Decision another relative	discrete	numeric-16.0	1207	857	617. Who decided about your trip/migration? Another relative
100	q617_9	Decision employer	discrete	numeric-16.0	1207	857	617. Who decided about your trip/migration? Your employer

File sn_qb_migration							
#	Name	Label	Type	Format	Valid	Invalid	Question
101	q617_10	Decision other	discrete	numeric-16.0	1207	857	617. Who decided about your trip/migration? Other
102	q617_NR	Decision no answer	discrete	numeric-16.0	1206	858	617. Who decided about your trip/migration? No answer
103	q617_a	Specify the decision by other relative	discrete	character-38	42	0	617. Who decided about your trip/migration? Another relative => Specify
104	q618	Decision: Are they people who lived outside Senegal and whom we talked about before?	discrete	numeric-17.0	463	1601	618. Are the people you just mentioned, people who lived outside Senegal and whom we talked about before?
105	q618_a	Decision: Migrant code 1	discrete	numeric-8.0	327	1737	618. Are the people you just mentioned, people who lived outside Senegal and whom we talked about before? Migrant code 1
106	q618_b	Decision: Migrant code 2	discrete	numeric-8.0	25	2039	618. Are the people you just mentioned, people who lived outside Senegal and whom we talked about before? Migrant code 2
107	q618_c	Decision: Migrant code 3	discrete	numeric-8.0	7	2057	618. Are the people you just mentioned, people who lived outside Senegal and whom we talked about before? Migrant code 3
108	q618_d	Decision: Migrant code 4	discrete	numeric-8.0	2	2062	618. Are the people you just mentioned, people who lived outside Senegal and whom we talked about before? Migrant code 4
109	q619	Who contributed to finance your migration	discrete	character-7	1154	47	619. And who contributed to finance your migration? Multiple answers
110	q619_0	Finance alone	discrete	numeric-16.0	1200	864	619. And who contributed to finance your migration? Yourself
111	q619_1	Finance from father	discrete	numeric-16.0	1201	863	619. And who contributed to finance your migration? Your father
112	q619_2	Finance from mother	discrete	numeric-16.0	1201	863	619. And who contributed to finance your migration? Your mother
113	q619_3	Finance from partner(s)	discrete	numeric-16.0	1201	863	619. And who contributed to finance your migration? Your partner
114	q619_4	Finance from brother(s)	discrete	numeric-16.0	1201	863	619. And who contributed to finance your migration? One or several brothers
115	q619_5	Finance from sister(s)	discrete	numeric-16.0	1201	863	619. And who contributed to finance your migration? One or several sisters
116	q619_6	Finance from son(s)	discrete	numeric-16.0	1201	863	619. And who contributed to finance your migration? One or several of your son(s)
117	q619_7	Finance from daughter(s)	discrete	numeric-16.0	1201	863	619. And who contributed to finance your migration? One or several of your daughter(s)
118	q619_8	Finance from another relative	discrete	numeric-16.0	1201	863	619. And who contributed to finance your migration? Another relative
119	q619_9	Finance from employer/school/university	discrete	numeric-16.0	1201	863	619. And who contributed to finance your migration? Your employer, school, university, a funding body
120	q619_10	Finance from friend(s)	discrete	numeric-16.0	1201	863	619. And who contributed to finance your migration? A friend

File sn_qb_migration							
#	Name	Label	Type	Format	Valid	Invalid	Question
121	q619_11	Finance from a marabout	discrete	numeric-16.0	1201	863	619. And who contributed to finance your migration? A marabout
122	q619_12	Finance from somebody else	discrete	numeric-16.0	1201	863	619. And who contributed to finance your migration? Somebody else
123	q619_NR	Finance from no answer	discrete	numeric-16.0	1201	863	619. And who contributed to finance your migration? No answer
124	q619_a	Specify the finance from other relative	discrete	character-27	48	5	619. And who contributed to finance your migration? Another relative => Specify
125	q619_b	Specify the finance from somebody else	discrete	character-41	15	1	619. And who contributed to finance your migration? Somebody else => Specify
126	q620	Finance: Are they people who lived outside Senegal and whom we talked about before?	discrete	numeric-17.0	593	1471	620. Are the people you just mentioned people who lived outside Senegal and whom we talked about before?
127	q620_a	Finance: Migrant code 1	discrete	numeric-8.0	386	1678	620. Are the people you just mentioned people who lived outside Senegal and whom we talked about before? Migrant code 1
128	q620_b	Finance: Migrant code 2	discrete	numeric-8.0	26	2038	620. Are the people you just mentioned people who lived outside Senegal and whom we talked about before? Migrant code 2
129	q620_c	Finance: Migrant code 3	discrete	numeric-8.0	2	2062	620. Are the people you just mentioned people who lived outside Senegal and whom we talked about before? Migrant code 3
130	q620_d	Finance: Migrant code 4	discrete	numeric-8.0	1	2063	620. Are the people you just mentioned people who lived outside Senegal and whom we talked about before? Migrant code 4
131	q621	Able to speak the official language	discrete	numeric-22.0	1175	889	621. When you arrived in "country of stay", would you say that you were able to speak the official language...
132	q622	Language course	discrete	numeric-17.0	928	1136	622. Did you follow any language course to improve your proficiency of the official language during your stay in this country?
133	q623	Did any of your children receive state education	discrete	numeric-17.0	689	1375	623. Did any of your children receive state/public education during your stay in "country of stay"?
134	q624	Did you or a member of your family receive subsidized health care	discrete	numeric-17.0	915	1149	624. Did you or a member of your family receive subsidized health care?
135	q625	Monetary or in-kind donations to help the inhabitants	discrete	numeric-17.0	927	1137	625. While you lived in "country of stay", did you make any monetary or in-kind donations to help the inhabitants of one or several villages / towns in Senegal, e.g. to build facilities or to help buying medicines or seeds...?
136	q626_1	Village/town 1	discrete	character-26	103	5	626. For which villages / towns did you make the donations? Please indicate if there are several. Village/town 1

File sn_qb_migration							
#	Name	Label	Type	Format	Valid	Invalid	Question
137	q626_2	Village/town 2	discrete	character-12	20	1	626. For which villages / towns did you make the donations? Please indicate if there are several. Village/town 2
138	q626_3	Village/town 3	discrete	character-15	10	1	626. For which villages / towns did you make the donations? Please indicate if there are several. Village/town 3
139	q627_1	District of these villages/ towns 1	discrete	numeric-20.0	97	1967	627. In which district are these villages/ towns located? District 1
140	q627_2	District of these villages/ towns 2	discrete	numeric-20.0	20	2044	627. In which district are these villages/ towns located? District 2
141	q627_3	District of these villages/ towns 3	discrete	numeric-20.0	11	2053	627. In which district are these villages/ towns located? District 3
142	q628_1	Did you contributed to building... answer 1	discrete	numeric-33.0	83	1981	628. Did you contribute to building... Answer 1
143	q628_2	Did you contributed to building... answer 2	discrete	numeric-33.0	35	2029	628. Did you contribute to building... Answer 2
144	q628_3	Did you contributed to building... answer 3	discrete	numeric-33.0	16	2048	628. Did you contribute to building... Answer 3
145	q628_4	Did you contributed to building... answer 4	discrete	numeric-33.0	8	2056	628. Did you contribute to building... Answer 4
146	q628_5	Did you contributed to building... answer 5	discrete	numeric-33.0	1	2063	628. Did you contribute to building... Answer 5
147	q628_6	Did you contributed to building... answer 6	discrete	numeric-33.0	1	2063	628. Did you contribute to building... Answer 6
148	q628_a	Support: specify something else	discrete	character-50	20	2	628. Did you contribute to building... Something else => Specify
149	q629_1	Did you make donations to supply... answer 1	discrete	numeric-24.0	80	1984	629. And did you make donations to supply... Answer 1
150	q629_2	Did you make donations to supply... answer 2	discrete	numeric-24.0	29	2035	629. And did you make donations to supply... Answer 2
151	q629_3	Did you make donations to supply... answer 3	discrete	numeric-24.0	15	2049	629. And did you make donations to supply... Answer 3
152	q629_4	Did you make donations to supply... answer 4	discrete	numeric-24.0	7	2057	629. And did you make donations to supply... Answer 4
153	q629_a	Donation: specify something else	discrete	character-68	26	0	629. And did you make donations to supply... Something else => Specify
154	flag_age	Less than 25 years and more than 75 years	discrete	numeric-17.0	2064	0	-
155	flag_arr_.	First migration in Europe before 18	discrete	numeric-17.0	1209	855	-
156	flag_vis_.	Resident in Europe but surveyed in Africa	discrete	numeric-17.0	2064	0	-
157	weight_eur	Weighting normalized on the 3 european countries	continuous	numeric-9.2	884	1180	-
158	weight_all	Weighting normalized on the 4 countries	continuous	numeric-9.2	2064	0	-
159	weight_c_.	Weighting normalized by country	continuous	numeric-9.2	2064	0	-

File sn_qb_return							
#	Name	Label	Type	Format	Valid	Invalid	Question
1	ident	Biographic individual identifier	discrete	character-7	1729	0	-
2	id_country	Country of the survey	discrete	character-2	1729	0	-
3	n_menage	ID of the HH	continuous	numeric-12.0	251	1478	-
4	n_indiv	ID of the individual in the HH	continuous	numeric-12.0	251	1478	-
5	num_dr	Constructed ID of the PSU	discrete	character-2	1115	0	-
6	strata_a...	Strate of the CD defined by the population census	discrete	numeric-8.0	1115	614	-
7	strata_hh	HH with migrants	discrete	numeric-21.0	1115	614	-
8	strata_ind	Presence of migrant in the HH during the census	discrete	numeric-21.0	1110	619	-
9	num_sr	Return number	discrete	numeric-8.0	320	1409	-
10	q1	Sex	discrete	numeric-17.0	1729	0	Q1. The respondent is:
11	q1a	Year of birth	discrete	numeric-17.0	1729	0	Q1A. To start with, and to help us to set a time scale, could you tell me in which year you were born (or your age)? Year of birth
12	age_survey	Age at survey	continuous	numeric-9.0	1729	0	Q1A. To start with, and to help us to set a time scale, could you tell me in which year you were born (or your age)? Age
13	q18	Which is the last school year you attended	discrete	numeric-36.0	1725	4	Q18. Let's talk about your studies: Which is the last school year you attended?
14	q701d	Start year of the return to Senegal	discrete	numeric-17.0	320	1409	701D - 701F. START and END years of the return to Senegal Start year
15	q701f	End year of the return to Senegal	discrete	numeric-17.0	125	1604	701D - 701F. START and END years of the return to Senegal End year
16	q702	Country which Ego came from	discrete	numeric-40.0	319	1410	702. From which country did you come?
17	q703	Kind of return	discrete	numeric-40.0	320	1409	703. It was...
18	q704_1	For how long did you stay (in months)	continuous	numeric-28.0	14	1715	704. For how long did you stay in Senegal? In months
19	q704_2	For how long did you stay (in weeks)	continuous	numeric-28.0	4	1725	704. For how long did you stay in Senegal? In weeks
20	q704_3	For how long did you stay (in days)	continuous	numeric-28.0	2	1727	704. For how long did you stay in Senegal? In days
21	q704_4	For how long did you stay (other)	discrete	character-2	0	2	704. For how long did you stay in Senegal? Other
22	q705_1	When you arrived back, for how long did you intend to stay (in years)	continuous	numeric-28.0	62	1667	705. When you arrived back in Senegal, for how long did you intend to stay? In years
23	q705_2	When you arrived back, for how long did you intend to stay (in months)	continuous	numeric-28.0	24	1705	705. When you arrived back in Senegal, for how long did you intend to stay? In months
24	q705_4	When you arrived back, for how long did you intend to stay (in days)	continuous	numeric-28.0	2	1727	705. When you arrived back in Senegal, for how long did you intend to stay? In days

File sn_qb_return							
#	Name	Label	Type	Format	Valid	Invalid	Question
25	q705_5	When you arrived back, for how long did you intend to stay (permanently)	discrete	numeric-28.0	307	1422	705. When you arrived back in Senegal, for how long did you intend to stay? Permanently
26	q705_6	When you arrived back, for how long did you intend to stay (other)	discrete	character-33	4	79	705. When you arrived back in Senegal, for how long did you intend to stay? Other
27	q706	For what reasons did you return to live in Senegal	discrete	character-153	301	19	706. For what reasons did you return to live in Senegal?
28	q706c2	Reasons for return coded level 2	discrete	numeric-40.0	300	1429	-
29	q706c1	Reasons for return coded level 1	discrete	numeric-40.0	300	1429	-
30	q707	With whom did you return	discrete	character-7	305	15	707. With whom did you return: Multiple answers
31	q707_0	Return alone	discrete	numeric-16.0	320	1409	707. With whom did you return: Alone
32	q707_1	Return with father	discrete	numeric-16.0	320	1409	707. With whom did you return: Your father
33	q707_2	Return with mother	discrete	numeric-16.0	320	1409	707. With whom did you return: Your mother
34	q707_3	Return with partner	discrete	numeric-16.0	320	1409	707. With whom did you return: Your partner
35	q707_4	Return with brother(s)	discrete	numeric-16.0	320	1409	707. With whom did you return: One or several brothers
36	q707_5	Return with sister(s)	discrete	numeric-16.0	320	1409	707. With whom did you return: One or several sisters
37	q707_6	Return with son(s)	discrete	numeric-16.0	320	1409	707. With whom did you return: One or several of your son(s)
38	q707_7	Return with daughter(s)	discrete	numeric-16.0	320	1409	707. With whom did you return: One or several of your daughter(s)
39	q707_8	Return with another relative	discrete	numeric-16.0	320	1409	707. With whom did you return: Another relative
40	q707_9	Return with friend(s)	discrete	numeric-16.0	320	1409	707. With whom did you return: One or several friends
41	q707_10	Return with other	discrete	numeric-16.0	320	1409	707. With whom did you return: Other
42	q707_NR	Return with no answer	discrete	numeric-16.0	320	1409	707. With whom did you return: No answer
43	q707_a	Specify the return with other	discrete	character-30	21	0	707. With whom did you return: Other => Specify
44	q708	Which persons decided about your return	discrete	character-7	302	18	708. Which persons decided about your return: Multiple answers
45	q708_0	Decision alone	discrete	numeric-16.0	320	1409	708. Which persons decided about your return: Yourself
46	q708_1	Decision from father	discrete	numeric-16.0	320	1409	708. Which persons decided about your return: Your father
47	q708_2	Decision from mother	discrete	numeric-16.0	320	1409	708. Which persons decided about your return: Your mother
48	q708_3	Decision from partner	discrete	numeric-16.0	320	1409	708. Which persons decided about your return: Your partner

File sn_qb_return							
#	Name	Label	Type	Format	Valid	Invalid	Question
49	q708_4	Decision from brother(s)	discrete	numeric-16.0	320	1409	708. Which persons decided about your return: One or several brothers
50	q708_5	Decision from sister(s)	discrete	numeric-16.0	320	1409	708. Which persons decided about your return: One or several sisters
51	q708_6	Decision from son(s)	discrete	numeric-16.0	320	1409	708. Which persons decided about your return: One or several of your son(s)
52	q708_7	Decision from daughter(s)	discrete	numeric-16.0	320	1409	708. Which persons decided about your return: One or several of your daughter(s)
53	q708_8	Decision from another relative	discrete	numeric-16.0	320	1409	708. Which persons decided about your return: Another relative
54	q708_9	Decision from employer	discrete	numeric-16.0	320	1409	708. Which persons decided about your return: Your employer
55	q708_10	Decision from the country where you lived	discrete	numeric-16.0	320	1409	708. Which persons decided about your return: The authorities of the country where you lived
56	q708_11	Decision from other	discrete	numeric-16.0	320	1409	708. Which persons decided about your return: Other
57	q708_NR	Decision from no answer	discrete	numeric-16.0	320	1409	708. Which persons decided about your return: No answer
58	q708_a	Specify the decision from another relative	discrete	character-26	7	6	708. Which persons decided about your return: Another relative => Specify
59	q708_b	Specify the decision from other	discrete	character-21	4	2	708. Which persons decided about your return: Other => Specify
60	q709	Are they people who lived outside Senegal and whom we talked about before	discrete	numeric-17.0	102	1627	709. Are these persons of your family or personal network who live or lived outside Senegal and about whom we talked before?
61	q709_a	Migrant code 1	discrete	numeric-8.0	56	1673	709. Are these persons of your family or personal network who live or lived outside Senegal and about whom we talked before? Migrant code 1
62	q709_b	Migrant code 2	discrete	numeric-8.0	5	1724	709. Are these persons of your family or personal network who live or lived outside Senegal and about whom we talked before? Migrant code 2
63	q709_c	Migrant code 3	discrete	numeric-8.0	1	1728	709. Are these persons of your family or personal network who live or lived outside Senegal and about whom we talked before? Migrant code 3
64	q709_d	Migrant code 4	discrete	numeric-8.0	1	1728	709. Are these persons of your family or personal network who live or lived outside Senegal and about whom we talked before? Migrant code 4
65	flag_age	Less than 25 years and more than 75 years	discrete	numeric-17.0	1729	0	-
66	flag_arr_..	First migration in Europe before 18	discrete	numeric-17.0	874	855	-
67	flag_vis_..	Resident in Europe but surveyed in Africa	discrete	numeric-17.0	1729	0	-
68	weight_eur	Weighting normalized on the 3 european countries	continuous	numeric-9.2	617	1112	-

File sn_qb_return							
#	Name	Label	Type	Format	Valid	Invalid	Question
69	weight_all	Weighting normalized on the 4 countries	continuous	numeric-9.2	1729	0	-
70	weight_c..	Weighting normalized by country	continuous	numeric-9.2	1729	0	-

File sn_qb_network							
#	Name	Label	Type	Format	Valid	Invalid	Question
1	ident	Biographic individual identifier	discrete	character-7	6690	0	-
2	id_country	Country of the survey	discrete	character-2	6690	0	-
3	n_menage	ID of the HH	continuous	numeric-12.0	3781	2909	-
4	n_indiv	ID of the individual in the HH	continuous	numeric-12.0	3690	3000	-
5	num_dr	Constructed ID of the PSU	discrete	character-2	3513	0	-
6	strata_a..	Strate of the CD defined by the population census	discrete	numeric-8.0	3513	3177	-
7	strata_hh	HH with migrants	discrete	numeric-21.0	3513	3177	-
8	strata_ind	Presence of migrant in the HH during the census	discrete	numeric-21.0	3493	3197	-
9	num_net	Number of migrant	discrete	numeric-9.0	6422	268	-
10	num_netmig	Number of migrant's migration	discrete	numeric-9.0	6690	0	-
11	id_net	ID of migrant	discrete	character-11	6690	0	-
12	id_netmig	ID of migrant's migration	discrete	character-12	6690	0	-
13	id_uni	Union ID	discrete	character-10	6610	0	-
14	id_enf	Children ID	discrete	character-11	6610	0	-
15	q1	Sex	discrete	numeric-17.0	6690	0	Q1. The respondent is:
16	q1a	Year of birth	discrete	numeric-17.0	6690	0	Q1A. To start with, and to help us to set a time scale, could you tell me in which year you were born (or your age)? Year of birth
17	age_survey	Age at survey	continuous	numeric-9.0	6690	0	Q1A. To start with, and to help us to set a time scale, could you tell me in which year you were born (or your age)? Age
18	q18	Which is the last school year you attended	discrete	numeric-36.0	6681	9	Q18. Let's talk about your studies: Which is the last school year you attended?
19	q901	Link with Ego	discrete	numeric-37.0	6422	268	901. Relationship: the person is Ego's...
20	q901c	Number of partner/spouse	discrete	numeric-8.0	914	5776	901. Relationship: the person is Ego's... Number of partner
21	q901e	Number of child	discrete	numeric-8.0	965	5725	901. Relationship: the person is Ego's... Number of child
22	q901a	Specify the other relative	discrete	character-16	31	0	901. Relationship: the person is Ego's... Other relative => Specify
23	q901b	Specify other	discrete	character-24	20	0	901. Relationship: the person is Ego's... Other => Specify

File sn_qb_network							
#	Name	Label	Type	Format	Valid	Invalid	Question
24	q902	Sex of the migrant	discrete	numeric-17.0	6412	278	902. Sex:
25	q903c	Year in which they met	discrete	numeric-17.0	1438	5252	903C. Year in which they met
26	q903d	Year of death	discrete	numeric-8.0	322	6368	903D. Year of death
27	country	Country of migration	discrete	numeric-40.0	6345	345	904/5/6/7/8/9. Country 1/2/3/4/5/6
28	q904d	Beginning year of the migration	discrete	numeric-17.0	6222	468	904/5/6/7/8/9D - 904/5/6/7/8/9F. Start and end year of the stay in "Country 1/2/3/4/5/6" Start year
29	q904f	Ending year of the migration	discrete	numeric-17.0	1602	5088	904/5/6/7/8/9D - 904/5/6/7/8/9F. Start and end year of the stay in "Country 1/2/3/4/5/6" End year
30	flag_age	Less than 25 years and more than 75 years	discrete	numeric-17.0	6690	0	-
31	flag_arr_..	First migration in Europe before 18	discrete	numeric-17.0	4299	2391	-
32	flag_vis_..	Resident in Europe but surveyed in Africa	discrete	numeric-17.0	6690	0	-
33	weight_eur	Weighting normalized on the 3 european countries	continuous	numeric-9.2	3201	3489	-
34	weight_all	Weighting normalized on the 4 countries	continuous	numeric-9.2	6690	0	-
35	weight_c_..	Weighting normalized by country	continuous	numeric-9.2	6690	0	-

File sn_qb_short_return							
#	Name	Label	Type	Format	Valid	Invalid	Question
1	ident	Biographic individual identifier	discrete	character-7	2570	0	-
2	id_country	Country of the survey	discrete	character-2	2570	0	-
3	n_menage	ID of the HH	continuous	numeric-12.0	198	2372	-
4	n_indiv	ID of the individual in the HH	continuous	numeric-12.0	175	2395	-
5	num_dr	Constructed ID of the PSU	discrete	character-2	1081	0	-
6	strata_a_..	Strate of the CD defined by the population census	discrete	numeric-8.0	1081	1489	-
7	strata_hh	HH with migrants	discrete	numeric-21.0	1081	1489	-
8	strata_ind	Presence of migrant in the HH during the census	discrete	numeric-21.0	1074	1496	-
9	num_sh_ret	Number of the short return	discrete	numeric-9.0	1310	1260	-
10	q1	Sex	discrete	numeric-17.0	2570	0	Q1. The respondent is:
11	q1a	Year of birth	discrete	numeric-17.0	2570	0	Q1A. To start with, and to help us to set a time scale, could you tell me in which year you were born (or your age)? Year of birth
12	age_survey	Age at survey	continuous	numeric-9.0	2570	0	Q1A. To start with, and to help us to set a time scale, could you tell me in which year you were born (or your age)? Age

File sn_qb_short_return							
#	Name	Label	Type	Format	Valid	Invalid	Question
13	q18	Which is the last school year you attended	discrete	numeric-36.0	2566	4	Q18. Let's talk about your studies: Which is the last school year you attended?
14	q1000d	Start year return	discrete	numeric-17.0	1309	1261	1001/02/03/04/05/06/07/08/09/10/11/12/13/14/15/16/17/18/19/20/21/22/23/24/25/26/27/28/29/30/31/32/33/34/35/36/37/38/39/40/41/42/43/44/45/46/47/48/49/50/51/52/53/54/55/56/57/58/59/60/61/62/63/64/65/66/67/68/69/70/71/72/73/74/75/76/77/78/79/80/81/82/83/84/85/86/87/88/89/90/91/92/93/94/95/96/97/98/99/100 - 1001/02/03/04/05/06/07/08/09/10/11/12/13/14/15/16/17/18/19/20/21/22/23/24/25/26/27/28/29/30/31/32/33/34/35/36/37/38/39/40/41/42/43/44/45/46/47/48/49/50/51/52/53/54/55/56/57/58/59/60/61/62/63/64/65/66/67/68/69/70/71/72/73/74/75/76/77/78/79/80/81/82/83/84/85/86/87/88/89/90/91/92/93/94/95/96/97/98/99/100 1st/2nd/3rd/4th/5th/6th/7th/8th/9th/10th/11th/12th/13th/14th/15th/16th/17th/18th/19th/20th/21th/22th/23th/24th/25th/26th/27th/28th/29th/30th/31th/32th/33th/34th/35th/36th/37th/38th/39th/40th/41th/42th/43th/44th/45th/46th/47th/48th/49th/50th/51th/52th/53th/54th/55th/56th/57th/58th/59th/60th/61th/62th/63th/64th/65th/66th/67th/68th/69th/70th/71th/72th/73th/74th/75th/76th/77th/78th/79th/80th/81th/82th/83th/84th/85th/86th/87th/88th/89th/90th/91th/92th/93th/94th/95th/96th/97th/98th/99th/100th return to Senegal Start year
15	q1000f	End year return	discrete	numeric-17.0	1269	1301	1001/02/03/04/05/06/07/08/09/10/11/12/13/14/15/16/17/18/19/20/21/22/23/24/25/26/27/28/29/30/31/32/33/34/35/36/37/38/39/40/41/42/43/44/45/46/47/48/49/50/51/52/53/54/55/56/57/58/59/60/61/62/63/64/65/66/67/68/69/70/71/72/73/74/75/76/77/78/79/80/81/82/83/84/85/86/87/88/89/90/91/92/93/94/95/96/97/98/99/100 - 1001/02/03/04/05/06/07/08/09/10/11/12/13/14/15/16/17/18/19/20/21/22/23/24/25/26/27/28/29/30/31/32/33/34/35/36/37/38/39/40/41/42/43/44/45/46/47/48/49/50/51/52/53/54/55/56/57/58/59/60/61/62/63/64/65/66/67/68/69/70/71/72/73/74/75/76/77/78/79/80/81/82/83/84/85/86/87/88/89/90/91/92/93/94/95/96/97/98/99/100 1st/2nd/3rd/4th/5th/6th/7th/8th/9th/10th/11th/12th/13th/14th/15th/16th/17th/18th/19th/20th/21th/22th/23th/24th/25th/26th/27th/28th/29th/30th/31th/32th/33th/34th/35th/36th/37th/38th/39th/40th/41th/42th/43th/44th/45th/46th/47th/48th/49th/50th/51th/52th/53th/54th/55th/56th/57th/58th/59th/60th/61th/62th/63th/64th/65th/66th/67th/68th/69th/70th/71th/72th/73th/74th/75th/76th/77th/78th/79th/80th/81th/82th/83th/84th/85th/86th/87th/88th/89th/90th/91th/92th/93th/94th/95th/96th/97th/98th/99th/100th return to Senegal End year
16	flag_age	Less than 25 years and more than 75 years	discrete	numeric-17.0	2570	0	-
17	flag_arr_.	First migration in Europe before 18	discrete	numeric-17.0	1712	858	-
18	flag_vis_.	Resident in Europe but surveyed in Africa	discrete	numeric-17.0	2570	0	-
19	weight_eur	Weighting normalized on the 3 european countries	continuous	numeric-9.2	1499	1071	-
20	weight_all	Weighting normalized on the 4 countries	continuous	numeric-9.2	2570	0	-
21	weight_c_.	Weighting normalized by country	continuous	numeric-9.2	2570	0	-

File sn_qb_short_stay							
#	Name	Label	Type	Format	Valid	Invalid	Question
1	ident	Biographic individual identifier	discrete	character-7	2642	0	-
2	id_country	Country of the survey	discrete	character-2	2642	0	-
3	n_menage	ID of the HH	continuous	numeric-12.0	765	1877	-
4	n_indiv	ID of the individual in the HH	continuous	numeric-12.0	741	1901	-
5	num_dr	Constructed ID of the PSU	discrete	character-2	1415	0	-
6	strata_a_.	Strate of the CD defined by the population census	discrete	numeric-8.0	1415	1227	-
7	strata_hh	HH with migrants	discrete	numeric-21.0	1415	1227	-
8	strata_ind	Presence of migrant in the HH during the census	discrete	numeric-21.0	1410	1232	-
9	num_sh_s_.	Number of the short stay	discrete	numeric-9.0	1470	1172	-
10	q1	Sex	discrete	numeric-17.0	2642	0	Q1. The respondent is:
11	q1a	Year of birth	discrete	numeric-17.0	2642	0	Q1A. To start with, and to help us to set a time scale, could you tell me in which year you were born (or your age)? Year of birth
12	age_survey	Age at survey	continuous	numeric-9.0	2642	0	Q1A. To start with, and to help us to set a time scale, could you tell me in which year you were born (or your age)? Age

File sn_qb_citizenship							
#	Name	Label	Type	Format	Valid	Invalid	Question
							year you were born (or your age)? Year of birth
12	age_survey	Age at survey	continuous	numeric-9.0	1775	0	Q1A. To start with, and to help us to set a time scale, could you tell me in which year you were born (or your age)? Age
13	q18	Which is the last school year you attended	discrete	numeric-36.0	1771	4	Q18. Let's talk about your studies: Which is the last school year you attended?
14	q1200d	Start year period	discrete	numeric-17.0	1774	1	1200/1/2/3D - 1200/1/2/3F. Nationality or nationalities by birth/1st change/2nd change/3rd change Start year
15	q1200f	End year period	discrete	numeric-17.0	111	1664	1200/1/2/3D - 1200/1/2/3F. Nationality or nationalities by birth/1st change/2nd change/3rd change End year
16	first_nat	Nationality 1	discrete	numeric-40.0	1775	0	1200/1/2/3N. Nationalities held Nationality 1
17	second_nat	Nationality 2	discrete	numeric-40.0	96	1679	1200/1/2/3N. Nationalities held Nationality 2
18	flag_age	Less than 25 years and more than 75 years	discrete	numeric-17.0	1775	0	-
19	flag_arr_..	First migration in Europe before 18	discrete	numeric-17.0	919	856	-
20	flag_vis_..	Resident in Europe but surveyed in Africa	discrete	numeric-17.0	1775	0	-
21	weight_eur	Weighting normalized on the 3 european countries	continuous	numeric-9.2	709	1066	-
22	weight_all	Weighting normalized on the 4 countries	continuous	numeric-9.2	1775	0	-
23	weight_c_..	Weighting normalized by country	continuous	numeric-9.2	1775	0	-

File sn_qb_asylum							
#	Name	Label	Type	Format	Valid	Invalid	Question
1	ident	Biographic individual identifier	discrete	character-7	1671	0	-
2	id_country	Country of the survey	discrete	character-2	1671	0	-
3	n_menage	ID of the HH	continuous	numeric-12.0	5	1666	-
4	n_indiv	ID of the individual in the HH	continuous	numeric-12.0	5	1666	-
5	num_dr	Constructed ID of the PSU	discrete	character-2	1068	0	-
6	strata_a_..	Strate of the CD defined by the population census	discrete	numeric-8.0	1068	603	-
7	strata_hh	HH with migrants	discrete	numeric-21.0	1068	603	-
8	strata_ind	Presence of migrant in the HH during the census	discrete	numeric-21.0	1063	608	-
9	num_asyl	Number of the asylum request	discrete	numeric-9.0	12	1659	-
10	q1	Sex	discrete	numeric-17.0	1671	0	Q1. The respondent is:

File sn_qb_asylum							
#	Name	Label	Type	Format	Valid	Invalid	Question
11	q1a	Year of birth	discrete	numeric-17.0	1671	0	Q1A. To start with, and to help us to set a time scale, could you tell me in which year you were born (or your age)? Year of birth
12	age_survey	Age at survey	continuous	numeric-9.0	1671	0	Q1A. To start with, and to help us to set a time scale, could you tell me in which year you were born (or your age)? Age
13	q18	Which is the last school year you attended	discrete	numeric-36.0	1667	4	Q18. Let's talk about your studies: Which is the last school year you attended?
14	country	Country of application	discrete	numeric-40.0	12	1659	1301/2/3/4P. Country where the 1st/2nd/3rd/4th application for asylum was sought
15	y_request	Year of application	discrete	numeric-17.0	12	1659	1301/2/3/4D. Year of application
16	y_obtain..	Year of obtaining	discrete	numeric-17.0	2	1669	1301/2/3/4O. Year when refugee status was obtained
17	y_refusal	Year of refusal	discrete	numeric-17.0	3	1668	1301/2/3/4R. Year when refugee status was denied
18	y_ending	Year of ending	discrete	numeric-17.0	2	1669	1301/2/3/4F. End year of refugee status
19	flag_age	Less than 25 years and more than 75 years	discrete	numeric-17.0	1671	0	-
20	flag_arr..	First migration in Europe before 18	discrete	numeric-17.0	816	855	-
21	flag_vis..	Resident in Europe but surveyed in Africa	discrete	numeric-17.0	1671	0	-
22	weight_eur	Weighting normalized on the 3 european countries	continuous	numeric-9.2	606	1065	-
23	weight_all	Weighting normalized on the 4 countries	continuous	numeric-9.2	1671	0	-
24	weight_c..	Weighting normalized by country	continuous	numeric-9.2	1671	0	-

File sn_qb_residence_permit							
#	Name	Label	Type	Format	Valid	Invalid	Question
1	ident	Biographic individual identifier	discrete	character-7	2447	0	-
2	id_country	Country of the survey	discrete	character-2	2447	0	-
3	n_menage	ID of the HH	continuous	numeric-12.0	1135	1312	-
4	n_indiv	ID of the individual in the HH	continuous	numeric-12.0	1135	1312	-
5	num_dr	Constructed ID of the PSU	discrete	character-2	1135	0	-
6	strata_a..	Strate of the CD defined by the population census	discrete	numeric-8.0	1135	1312	-
7	strata_hh	HH with migrants	discrete	numeric-40.0	1135	1312	-
8	strata_ind	Presence of migrant in the HH during the census	discrete	numeric-21.0	1130	1317	-
9	num_rp	Residence permit number	discrete	numeric-9.0	1544	903	-

File sn_qb_residence_permit							
#	Name	Label	Type	Format	Valid	Invalid	Question
10	q1	Sex	discrete	numeric-17.0	2447	0	Q1. The respondent is:
11	age_survey	Age at survey	continuous	numeric-9.0	2447	0	Q1A. To start with, and to help us to set a time scale, could you tell me in which year you were born (or your age)? Age
12	q1a	Year of birth	discrete	numeric-17.0	2447	0	Q1A. To start with, and to help us to set a time scale, could you tell me in which year you were born (or your age)? Year of birth
13	q18	Which is the last school year you attended	discrete	numeric-36.0	2442	5	Q18. Let's talk about your studies: Which is the last school year you attended?
14	q1400d	Start year RP	discrete	numeric-17.0	1543	904	1411/12/13/14/15/16/17/18/19/20D - 1411/12/13/14/15/16/17/18/19/20F. 1st/2nd/3rd/4th/5th/6th/7th/8th/9th/10th period of residence permit Start year
15	q1400f	End year RP	discrete	numeric-17.0	1542	905	1411/12/13/14/15/16/17/18/19/20D - 1411/12/13/14/15/16/17/18/19/20F. 1st/2nd/3rd/4th/5th/6th/7th/8th/9th/10th period of residence permit End year
16	nnrp	No need for a residence permit	discrete	numeric-17.0	1542	905	1411/12/13/14/15/16/17/18/19/20. Residence status NNRP (No need for a residence permit)
17	v	Visa	discrete	numeric-17.0	1542	905	1411/12/13/14/15/16/17/18/19/20. Residence status V (Visa)
18	rp	Residence permit	discrete	numeric-17.0	1542	905	1411/12/13/14/15/16/17/18/19/20. Residence status RP (Residence permit)
19	np	No residence permit	discrete	numeric-17.0	1542	905	1411/12/13/14/15/16/17/18/19/20. Residence status NP (No residence permit)
20	statusb_rp	Other residence status	discrete	character-29	285	1	1411/12/13/14/15/16/17/18/19/20. Residence status Other
21	flag_age	Less than 25 years and more than 75 years	discrete	numeric-17.0	2447	0	-
22	flag_arr_..	First migration in Europe before 18	discrete	numeric-17.0	1592	855	-
23	flag_vis_..	Resident in Europe but surveyed in Africa	discrete	numeric-17.0	2447	0	-
24	weight_eur	Weighting normalized on the 3 european countries	continuous	numeric-9.2	1316	1131	-
25	weight_all	Weighting normalized on the 4 countries	continuous	numeric-9.2	2447	0	-
26	weight_c_..	Weighting normalized by country	continuous	numeric-9.2	2447	0	-

File sn_qb_work_permit							
#	Name	Label	Type	Format	Valid	Invalid	Question
1	ident	Biographic individual identifier	discrete	character-7	2221	0	-
2	id_country	Country of the survey	discrete	character-2	2221	0	-
3	n_menage	ID of the HH	continuous	numeric-12.0	1133	1088	-

File sn_qb_work_permit							
#	Name	Label	Type	Format	Valid	Invalid	Question
4	n_indiv	ID of the individual in the HH	continuous	numeric-12.0	1133	1088	-
5	num_dr	Constructed ID of the PSU	discrete	character-2	1133	0	-
6	strata_a..	Strate of the CD defined by the population census	discrete	numeric-8.0	1133	1088	-
7	strata_hh	HH with migrants	discrete	numeric-40.0	1133	1088	-
8	strata_ind	Presence of migrant in the HH during the census	discrete	numeric-21.0	1128	1093	-
9	num_wp	Work permit number	discrete	numeric-9.0	1291	930	-
10	q1	Sex	discrete	numeric-17.0	2221	0	Q1. The respondent is:
11	age_survey	Age at survey	continuous	numeric-9.0	2221	0	Q1A. To start with, and to help us to set a time scale, could you tell me in which year you were born (or your age)? Age
12	q1a	Year of birth	discrete	numeric-17.0	2221	0	Q1A. To start with, and to help us to set a time scale, could you tell me in which year you were born (or your age)? Year of birth
13	q18	Which is the last school year you attended	discrete	numeric-36.0	2216	5	Q18. Let's talk about your studies: Which is the last school year you attended?
14	q1500d	Start year WP	discrete	numeric-17.0	1290	931	1511/12/13/14/15/16/17/18/19/20D - 1511/12/13/14/15/16/17/18/19/20F. 1st/2nd/3rd/4th/5th/6th/7th/8th/9th/10th period of work permit Start year
15	q1500f	End year WP	discrete	numeric-17.0	1290	931	1511/12/13/14/15/16/17/18/19/20D - 1511/12/13/14/15/16/17/18/19/20F. 1st/2nd/3rd/4th/5th/6th/7th/8th/9th/10th period of work permit End year
16	nnwp	No need for a work permit	discrete	numeric-17.0	1283	938	1511/12/13/14/15/16/17/18/19/20. Work status NNWP (No need for a work permit)
17	wp	Work permit	discrete	numeric-17.0	1283	938	1511/12/13/14/15/16/17/18/19/20. Work status WP (Work permit)
18	swp	Selective work permit	discrete	numeric-17.0	1283	938	1511/12/13/14/15/16/17/18/19/20. Work status SWP (Selective work permit)
19	nwp	No work permit	discrete	numeric-17.0	1283	938	1511/12/13/14/15/16/17/18/19/20. Work status NWP (No work permit)
20	flag_age	Less than 25 years and more than 75 years	discrete	numeric-17.0	2221	0	-
21	flag_arr..	First migration in Europe before 18	discrete	numeric-17.0	1365	856	-
22	flag_vis..	Resident in Europe but surveyed in Africa	discrete	numeric-17.0	2221	0	-
23	weight_eur	Weighting normalized on the 3 european countries	continuous	numeric-9.2	1092	1129	-
24	weight_all	Weighting normalized on the 4 countries	continuous	numeric-9.2	2221	0	-
25	weight_c..	Weighting normalized by country	continuous	numeric-9.2	2221	0	-

File sn_qb_transfer							
#	Name	Label	Type	Format	Valid	Invalid	Question
1	ident	Biographic individual identifier	discrete	character-7	1735	0	-
2	id_country	Country of the survey	discrete	character-2	1735	0	-
3	n_menage	ID of the HH	continuous	numeric-12.0	144	1591	-
4	n_indiv	ID of the individual in the HH	continuous	numeric-12.0	137	1598	-
5	num_dr	Constructed ID of the PSU	discrete	character-2	1080	0	-
6	strata_a..	Strate of the CD defined by the population census	discrete	numeric-8.0	1080	655	-
7	strata_hh	HH with migrants	discrete	numeric-21.0	1080	655	-
8	strata_ind	Presence of migrant in the HH during the census	discrete	numeric-21.0	1075	660	-
9	num_transr	Transfer number	discrete	numeric-8.0	645	1090	-
10	q1	Sex	discrete	numeric-17.0	1735	0	Q1. The respondent is:
11	q1a	Year of birth	discrete	numeric-17.0	1735	0	Q1A. To start with, and to help us to set a time scale, could you tell me in which year you were born (or your age)? Year of birth
12	age_survey	Age at survey	continuous	numeric-9.0	1735	0	Q1A. To start with, and to help us to set a time scale, could you tell me in which year you were born (or your age)? Age
13	q18	Which is the last school year you attended	discrete	numeric-36.0	1731	4	Q18. Let's talk about your studies: Which is the last school year you attended?
14	q1601d	Beginning year of the transfer	discrete	numeric-17.0	645	1090	1601D - 1601F. 1st/2nd/3rd/4th/5th period TR Start year of transfer
15	q1601f	Ending year of the transfer	discrete	numeric-17.0	309	1426	1601D - 1601F. 1st/2nd/3rd/4th/5th period TR End year of transfer
16	q1601p1	Destination country of transfer 1	discrete	numeric-40.0	636	1099	1601P. Destination countries of transfers Country 1
17	q1601p2	Destination country of transfer 2	discrete	numeric-40.0	8	1727	1601P. Destination countries of transfers Country 2
18	nom_trans	Number of tranfers of Ego	continuous	numeric-9.0	645	1090	-
19	flag_age	Less than 25 years and more than 75 years	discrete	numeric-17.0	1735	0	-
20	flag_arr..	First migration in Europe before 18	discrete	numeric-17.0	880	855	-
21	flag_vis..	Resident in Europe but surveyed in Africa	discrete	numeric-17.0	1735	0	-
22	weight_eur	Weighting normalized on the 3 european countries	continuous	numeric-9.2	658	1077	-
23	weight_all	Weighting normalized on the 4 countries	continuous	numeric-9.2	1735	0	-
24	weight_c..	Weighting normalized by country	continuous	numeric-9.2	1735	0	-

File sn_qb_association							
#	Name	Label	Type	Format	Valid	Invalid	Question
1	ident	Biographic individual identifier	discrete	character-7	1680	0	-
2	id_country	Country of the survey	discrete	character-2	1680	0	-
3	n_menage	ID of the HH	continuous	numeric-12.0	37	1643	-
4	n_indiv	ID of the individual in the HH	continuous	numeric-12.0	31	1649	-
5	num_dr	Constructed ID of the PSU	discrete	character-2	1065	0	-
6	strata_a..	Strate of the CD defined by the population census	discrete	numeric-8.0	1065	615	-
7	strata_hh	HH with migrants	discrete	numeric-21.0	1065	615	-
8	strata_ind	Presence of migrant in the HH during the census	discrete	numeric-21.0	1060	620	-
9	num_coti	Contribution number	discrete	numeric-8.0	153	1527	-
10	q1	Sex	discrete	numeric-17.0	1680	0	Q1. The respondent is:
11	q1a	Year of birth	discrete	numeric-17.0	1680	0	Q1A. To start with, and to help us to set a time scale, could you tell me in which year you were born (or your age)? Year of birth
12	age_survey	Age at survey	continuous	numeric-9.0	1680	0	Q1A. To start with, and to help us to set a time scale, could you tell me in which year you were born (or your age)? Age
13	q18	Which is the last school year you attended	discrete	numeric-36.0	1676	4	Q18. Let's talk about your studies: Which is the last school year you attended?
14	q1701d	Start year of the contribution	discrete	numeric-17.0	153	1527	1701D - 1701F. 1st/2nd/3rd/4th/5th Contribution Start year of contribution payments
15	q1701f	Ending year of the contribution	discrete	numeric-17.0	62	1618	1701D - 1701F. 1st/2nd/3rd/4th/5th Contribution End year of contribution payments
16	flag_age	Less than 25 years and more than 75 years	discrete	numeric-17.0	1680	0	-
17	flag_arr..	First migration in Europe before 18	discrete	numeric-17.0	825	855	-
18	flag_vis..	Resident in Europe but surveyed in Africa	discrete	numeric-17.0	1680	0	-
19	weight_eur	Weighting normalized on the 3 european countries	continuous	numeric-9.2	618	1062	-
20	weight_all	Weighting normalized on the 4 countries	continuous	numeric-9.2	1680	0	-
21	weight_c..	Weighting normalized by country	continuous	numeric-9.2	1680	0	-

Variables Description

Dataset contains 1225 variable(s)

File : sn_qm_household

num_dr: DC number

Information [Type= discrete] [Format=character] [Missing=*]

Statistics [NW/ W] [Valid=1141 /-] [Invalid=0 /-]

Definition Survey area ID

Value	Label	Cases	Percentage
01		9	0.8%
02		20	1.8%
03		18	1.6%
04		21	1.8%
05		21	1.8%
06		21	1.8%
07		19	1.7%
08		21	1.8%
09		19	1.7%
10		20	1.8%
11		21	1.8%
12		19	1.7%
13		20	1.8%
14		20	1.8%
15		14	1.2%
16		14	1.2%
17		21	1.8%
18		20	1.8%
19		16	1.4%
20		18	1.6%
21		20	1.8%
22		17	1.5%
23		17	1.5%
24		18	1.6%
25		18	1.6%
26		16	1.4%
27		15	1.3%
28		11	1.0%
29		17	1.5%
30		17	1.5%
31		21	1.8%
32		21	1.8%
33		21	1.8%
34		22	1.9%
35		20	1.8%
36		18	1.6%
37		20	1.8%
38		21	1.8%
39		16	1.4%
40		18	1.6%

File : sn_qm_household

num_dr: DC number

Value	Label	Cases	Percentage
41		20	1.8%
42		21	1.8%
43		20	1.8%
44		19	1.7%
45		22	1.9%
46		22	1.9%
47		21	1.8%
48		20	1.8%
49		22	1.9%
50		21	1.8%
51		21	1.8%
52		20	1.8%
53		20	1.8%
54		20	1.8%
55		19	1.7%
56		21	1.8%
57		17	1.5%
58		19	1.7%
59		21	1.8%
60		19	1.7%

Warning: these figures indicate the number of cases found in the data file. They cannot be interpreted as summary statistics of the population of interest.

strata_area: DC stratum defined in 10 classes

Information	[Type= discrete] [Format=numeric] [Range= 1-10] [Missing=*]
Statistics [NW/ W]	[Valid=1141 /-] [Invalid=0 /-]
Definition	Migration prevalence in each survey area, defined using the 2002 Census

Value	Label	Cases	Percentage
1		116	10.2%
2		122	10.7%
3		112	9.8%
4		115	10.1%
5		112	9.8%
6		117	10.3%
7		115	10.1%
8		100	8.8%
9		116	10.2%
10		116	10.2%

Warning: these figures indicate the number of cases found in the data file. They cannot be interpreted as summary statistics of the population of interest.

strata_hh: Migrant HH during the census

Information	[Type= discrete] [Format=numeric] [Range= 0-1] [Missing=*]
Statistics [NW/ W]	[Valid=1141 /-] [Invalid=0 /-]
Definition	Presence of migrant in the HH during the screening survey.

File : sn_qm_household

strata_hh: Migrant HH during the census

Value	Label	Cases	Percentage
0	Non migrant HH	759	66.5%
1	HH with returnee(s) or migrant(s) abroad	382	33.5%

Warning: these figures indicate the number of cases found in the data file. They cannot be interpreted as summary statistics of the population of interest.

reg: District

Information [Type= discrete] [Format=numeric] [Range= 1-2147483624] [Missing=*]

Statistics [NW/ W] [Valid=1117 /-] [Invalid=24 /-]

Value	Label	Cases	Percentage
1	MERMOZ - SACRE COEUR	26	2.3%
4	YOFF	19	1.7%
5	BISCUITERIE	58	5.2%
6	DIEUPPEUL - DERKLE	37	3.3%
7	GRAND DAKAR	23	2.1%
8	HANN BEL AIR	1	0.1%
9	H L M	37	3.3%
10	LIBERTE	20	1.8%
12	GRAND YOFF	41	3.7%
13	PARCELLES ASSAINIES	88	7.9%
14	PATTE D'OIE	34	3.0%
16	FASS - COLOBANE - GUEULE TAPEE	39	3.5%
17	MEDINA	20	1.8%
18	DAKAR- PLATEAU	7	0.6%
20	DALIFORT	35	3.1%
22	GUINAW RAIL NORD	42	3.8%
24	PIKINE EST	35	3.1%
25	PIKINE NORD	23	2.1%
26	PIKINE OUEST	52	4.7%
27	KEUR MASSAR	35	3.1%
29	YEUMBEUL NORD	17	1.5%
30	YEUMBEUL SUD	38	3.4%
31	DIAMAGUENE SICAP MBAO	22	2.0%
33	THIAROYE GARE	43	3.8%
34	THIAROYE / MER	20	1.8%
36	RUFISQUE EST	58	5.2%
38	RUFISQUE NORD	77	6.9%
39	BARGNY	18	1.6%
40	DIAMNIADIO / COMMUNE	22	2.0%
44	YENNE	1	0.1%
46	GOLF	31	2.8%
47	MEDINA GOUNASS	58	5.2%
48	NDIAREME LIMAMOULAYE	14	1.3%
49	SAM NOTAIRE	9	0.8%
50	WAKHINANE NIMZATT	17	1.5%

File : sn_qm_household

reg: District

Value	Label	Cases	Percentage
Sysmiss		24	

Warning: these figures indicate the number of cases found in the data file. They cannot be interpreted as summary statistics of the population of interest.

quartvill: Dakar neighbourhood

Information	[Type= discrete] [Format=character] [Missing=*]
--------------------	---

Statistics [NW/ W]	[Valid=1022 /-] [Invalid=0 /-]
---------------------------	--------------------------------

Value	Label	Cases	Percentage
.b		40	3.9%
1150		1	0.1%
2		1	0.1%
AMDALAH I 3		1	0.1%
AMDALLAH I		1	0.1%
ARAFAT		3	0.3%
ARAFAT 2		4	0.4%
ARAFAT 3		12	1.2%
ARAFATT		1	0.1%
Abdou DIOP (Dalifort)		2	0.2%
Abou DIOP		3	0.3%
Amdalahi I		1	0.1%
Amdalahi III		2	0.2%
BARGNY CITE I		1	0.1%
BISCUITERIE		16	1.6%
Bargny Cite I		1	0.1%
Bargny cite I		1	0.1%
Bopp		1	0.1%
CHAMP DE COURSE		12	1.2%
CITE DES EAUX		10	1.0%
CITE I		3	0.3%
CITE I BARGNY		5	0.5%
CITE NOSOSA		2	0.2%
CITEI		1	0.1%
Cheikh Wade		6	0.6%
Cheikh wade		2	0.2%
Cite I		2	0.2%
Cite I BARGNY		1	0.1%
DALIFORT/ FORAIL		1	0.1%
DAROU KHOUDOS		1	0.1%
DAROU KHODOUS		1	0.1%

File : sn_qm_household

quartvill: Dakar neighbourhood

Value	Label	Cases	Percentage
DAROU KHOUDOS		7	0.7%
DAROU KHOUDOSS		1	0.1%
DAROU KOUDOSS		1	0.1%
DAROU MAHMANE		1	0.1%
DAROU MOUSTY		1	0.1%
DAROU RAH MAHNE		1	0.1%
DAROU RAHMAN		2	0.2%
DAROU RAHMANE		13	1.3%
DAROU SALAM		2	0.2%
DAROUKHOUD		1	0.1%
DARTOU KOUDOSS		1	0.1%
DIEUPEUL / DERKLE		22	2.2%
Dalifort		1	0.1%
Dalifort/foirail		1	0.1%
Dalifort/forail		2	0.2%
FASS / COLOBANE / GUEULE TAPEE		38	3.7%
GOLF SUD		4	0.4%
GOLF SUD UNITE 6		2	0.2%
GRAND DAKAR		23	2.3%
GRAND YOFF		20	2.0%
GUINAW RAIL		12	1.2%
GUINAW RAIL NORD		8	0.8%
GUINAW RAILS		1	0.1%
Golf Nord		4	0.4%
Guinaw Rail		1	0.1%
Guinaw Rail		10	1.0%
Guinaw Rail Nord		1	0.1%
Guinaw rail		2	0.2%
Guinaw rail Nord		1	0.1%
H.L.M		17	1.7%

File : sn_qm_household

quartvill: Dakar neighbourhood

Value	Label	Cases	Percentage
HAMDALAH		1	0.1%
HAMDALAH 3		2	0.2%
HAMNDALAY 1		1	0.1%
Liberte VI		1	0.1%
MEDINA		18	1.8%
MEDINA GOUNAS		3	0.3%
MEDINA GOUNASS		12	1.2%
MEDINA Gounass		2	0.2%
MERMOZ SACRE CÂ'UR		26	2.5%
MedINA Gounass		1	0.1%
Medina Gounass		1	0.1%
Mousdalifa		4	0.4%
Mousdalifa III		2	0.2%
Mousdalifa 3		1	0.1%
Mousdlifa		1	0.1%
NIARRY TALLY		1	0.1%
NIARY TALLY		19	1.9%
OUAKAM GOUNASS		1	0.1%
PARCELLES ASSAINIES		61	6.0%
PARCELLES ASSAINIES U18		1	0.1%
PARCELLES ASSAINIES U:18		1	0.1%
PATTE D'OIE		15	1.5%
PIKINE NORD		3	0.3%
PLATEAU		7	0.7%
Peulga		12	1.2%
Peulga keur Massar		1	0.1%
Peulhga		2	0.2%
Peulhga keur massar		1	0.1%
RUFISQUE EST		5	0.5%
SANDIKA		1	0.1%
SICAP LIBERTE		17	1.7%
Sam notaire		3	0.3%

File : sn_qm_household

quartvill: Dakar neighbourhood

Value	Label	Cases	Percentage
THIAROYE MER		16	1.6%
THIAROYE SUR MER		4	0.4%
Thiane samb		1	0.1%
Wakhinane Nimzatt		1	0.1%
Wakhinane Nimzatt		1	0.1%
YEUMBEL STUDIO		1	0.1%
YEUMBEUL		3	0.3%
YEUMBEUL STUDIO		4	0.4%
YEUMBEUL SUD		4	0.4%
YOFF		18	1.8%
abdou DIOP		1	0.1%
abdoulaye barro		3	0.3%
ablaye barro		1	0.1%
ainoumadi extention		1	0.1%
amdalahi		1	0.1%
amdalahi III		1	0.1%
amdallah		5	0.5%
amdallah 3		1	0.1%
amdallah 3		2	0.2%
amdallah 1		1	0.1%
amdallah 3		1	0.1%
amdallahi 1		1	0.1%
amdallahi 3		2	0.2%
arafat		2	0.2%
arafat 2		15	1.5%
bargny Cite I		1	0.1%
cheikh wade		4	0.4%
cite des eaux		1	0.1%
cite I		2	0.2%
cite al amal		3	0.3%
cite des eaux		7	0.7%
cite des euax		1	0.1%
cite el amal		1	0.1%
cite géographique		1	0.1%
cite nosoco		6	0.6%
cite nososa		1	0.1%
daliford		14	1.4%

File : sn_qm_household

quartvill: Dakar neighbourhood

Value	Label	Cases	Percentage
dalifort		1	0.1%
dalifort (abdou diop)		1	0.1%
dangou		16	1.6%
darou		2	0.2%
darou khoudos		2	0.2%
darou khoudosse		1	0.1%
darou khoudouss		1	0.1%
gazelle		3	0.3%
golf		17	1.7%
golf sud		1	0.1%
gounas		11	1.1%
gounass		1	0.1%
grand medine abdoulaye barro		1	0.1%
hamdalahi		1	0.1%
hamdalahi III		1	0.1%
hamdallah		9	0.9%
hamdalahi		4	0.4%
hamndallah 3		1	0.1%
icotaf 2		15	1.5%
keur fall		1	0.1%
keur massar		1	0.1%
keur mbaye fall		19	1.9%
khar yalla		19	1.9%
liberte		3	0.3%
liberte vi		1	0.1%
medina		1	0.1%
medina kelle		1	0.1%
medina angle mousse		1	0.1%
medina gounas		3	0.3%
medina gounass		1	0.1%
medina kell		2	0.2%
medina kelle		11	1.1%
nama		1	0.1%
ndenate		2	0.2%
ndiareme		5	0.5%
ndiobene		4	0.4%
nema		4	0.4%
niary tally		19	1.9%
nimzat 3		3	0.3%
nosoco		3	0.3%

File : sn_qm_household

quartvill: Dakar neighbourhood

Value	Label	Cases	Percentage
pARCELLES ASSAINIES U18		2	0.2%
pARCELLES ASSAINIES U:18		2	0.2%
patte d'oise builders		1	0.1%
pikine est		1	0.1%
pikine nord		1	0.1%
pikine ouest		14	1.4%
pikine zone industrielle		1	0.1%
piquine nord		1	0.1%
piquine ouest		1	0.1%
quartier sane		1	0.1%
rufisque nord		5	0.5%
sacre cÅ“ur		1	0.1%
sandiarra ndiobene		7	0.7%
sandika		13	1.3%
santhiaba ndiobene		1	0.1%
santhiaba diobene		2	0.2%
santhiaba dionbene		1	0.1%
santhiaba ndiobene		18	1.8%
santhiaba sarene		2	0.2%
santhiaba thiarene		1	0.1%
santhiou ndionbene		1	0.1%
sebi ponty		4	0.4%
seby ponty		16	1.6%
thiaroy kao		1	0.1%
thiaroye gare		3	0.3%
thiaroye kao		10	1.0%
unite 26 parcelles Assainies		1	0.1%
unite 26 parcelles assainies		1	0.1%
yembeul sud		1	0.1%
yeumbeul nema		1	0.1%
yeumbeul nord		2	0.2%
yeumbeul sud		3	0.3%

File : sn_qm_household

quartvill: Dakar neighbourhood

Value	Label	Cases	Percentage
zone industrielle		4	0.4%
zone industrielle de pikine		3	0.3%
zone indutrielle		1	0.1%

Warning: these figures indicate the number of cases found in the data file. They cannot be interpreted as summary statistics of the population of interest.

ident: Individual ID

Information	[Type= discrete] [Format=character] [Missing=*]
Statistics [NW/ W]	[Valid=1141 /-] [Invalid=0 /-]
Definition	Individual identifiant = 1st letter of country + n° of questionnaire compost

n_menage: Household number

Information	[Type= continuous] [Format=numeric] [Range= 3-1320] [Missing=*]
Statistics [NW/ W]	[Valid=1141 /-] [Invalid=0 /-]
Definition	Household ID

n_indiv: Individual number in the HH (HH head)

Information	[Type= discrete] [Format=numeric] [Range= 1-6] [Missing=*]
Statistics [NW/ W]	[Valid=1141 /-] [Invalid=0 /-]
Definition	ID of each individual within her/his household

Value	Label	Cases	Percentage
1		1118	98.0%
2		19	1.7%
3		3	0.3%
6		1	0.1%

Warning: these figures indicate the number of cases found in the data file. They cannot be interpreted as summary statistics of the population of interest.

hh_q3age: Age (HH head)

Information	[Type= discrete] [Format=numeric] [Range= 15-2147483624] [Missing=*]
Statistics [NW/ W]	[Valid=1127 /-] [Invalid=14 /-] [Mean=52.419 /-] [StdDev=15.09 /-]
Pre-question	Date of birth
Literal question	Q3. How old are you / How old is "Name"? Don't know: In what year were you born? Age

Value	Label	Cases	Percentage
15		1	0.1%
16		1	0.1%
17		1	0.1%
18		1	0.1%
19		2	0.2%
20		3	0.3%
22		3	0.3%
23		1	0.1%
24		1	0.1%
25		8	0.7%
26		8	0.7%

File : sn_qm_household

hh_q3age: Age (HH head)

Value	Label	Cases	Percentage
27		11	1.0%
28		11	1.0%
29		14	1.2%
30		19	1.7%
31		7	0.6%
32		13	1.2%
33		14	1.2%
34		22	2.0%
35		21	1.9%
36		15	1.3%
37		27	2.4%
38		18	1.6%
39		17	1.5%
40		44	3.9%
41		13	1.2%
42		24	2.1%
43		16	1.4%
44		18	1.6%
45		41	3.6%
46		22	2.0%
47		27	2.4%
48		20	1.8%
49		17	1.5%
50		51	4.5%
51		17	1.5%
52		28	2.5%
53		26	2.3%
54		21	1.9%
55		49	4.3%
56		21	1.9%
57		22	2.0%
58		25	2.2%
59		22	2.0%
60		37	3.3%
61		10	0.9%
62		19	1.7%
63		24	2.1%
64		12	1.1%
65		35	3.1%
66		16	1.4%
67		19	1.7%
68		21	1.9%
69		13	1.2%

File : sn_qm_household

hh_q3age: Age (HH head)

Value	Label	Cases	Percentage
70		26	2.3%
71		6	0.5%
72		13	1.2%
73		12	1.1%
74		8	0.7%
75		16	1.4%
76		10	0.9%
77		5	0.4%
78		12	1.1%
79		4	0.4%
80		11	1.0%
81		4	0.4%
82		2	0.2%
83		3	0.3%
84		5	0.4%
85		2	0.2%
86		5	0.4%
87		1	0.1%
88		2	0.2%
90		3	0.3%
92		4	0.4%
94		1	0.1%
95		1	0.1%
97		1	0.1%
100		1	0.1%
Sysmiss		14	

Warning: these figures indicate the number of cases found in the data file. They cannot be interpreted as summary statistics of the population of interest.

hh_q3annee: Year of birth (HH head)

Information	[Type= discrete] [Format=numeric] [Range= 1908-2147483624] [Missing=*]
Statistics [NW/ W]	[Valid=1127 /-] [Invalid=14 /-]
Pre-question	Date of birth
Literal question	Q3. How old are you / How old is "Name"? Don't know: In what year were you born? Year
Interviewer's instructions	(Give equivalence if Don't Know)

Value	Label	Cases	Percentage
1908		1	0.1%
1911		1	0.1%
1913		1	0.1%
1914		1	0.1%
1916		4	0.4%
1918		3	0.3%
1920		2	0.2%
1921		1	0.1%

File : sn_qm_household

hh_q3annee: Year of birth (HH head)

Value	Label	Cases	Percentage
1922		5	0.4%
1923		2	0.2%
1924		5	0.4%
1925		3	0.3%
1926		2	0.2%
1927		4	0.4%
1928		11	1.0%
1929		4	0.4%
1930		12	1.1%
1931		5	0.4%
1932		10	0.9%
1933		16	1.4%
1934		8	0.7%
1935		12	1.1%
1936		13	1.2%
1937		6	0.5%
1938		26	2.3%
1939		13	1.2%
1940		21	1.9%
1941		19	1.7%
1942		16	1.4%
1943		35	3.1%
1944		12	1.1%
1945		24	2.1%
1946		19	1.7%
1947		10	0.9%
1948		37	3.3%
1949		22	2.0%
1950		25	2.2%
1951		22	2.0%
1952		21	1.9%
1953		49	4.3%
1954		21	1.9%
1955		26	2.3%
1956		28	2.5%
1957		17	1.5%
1958		51	4.5%
1959		17	1.5%
1960		20	1.8%
1961		27	2.4%
1962		22	2.0%
1963		41	3.6%
1964		18	1.6%

File : sn_qm_household

hh_q3annee: Year of birth (HH head)

Value	Label	Cases	Percentage
1965		16	1.4%
1966		24	2.1%
1967		13	1.2%
1968		44	3.9%
1969		17	1.5%
1970		18	1.6%
1971		27	2.4%
1972		15	1.3%
1973		21	1.9%
1974		22	2.0%
1975		14	1.2%
1976		13	1.2%
1977		7	0.6%
1978		19	1.7%
1979		14	1.2%
1980		11	1.0%
1981		11	1.0%
1982		8	0.7%
1983		8	0.7%
1984		1	0.1%
1985		1	0.1%
1986		3	0.3%
1988		3	0.3%
1989		2	0.2%
1990		1	0.1%
1991		1	0.1%
1992		1	0.1%
1993		1	0.1%
Sysmiss		14	

Warning: these figures indicate the number of cases found in the data file. They cannot be interpreted as summary statistics of the population of interest.

hh_q4_etr: Ego lives abroad

Information	[Type= discrete] [Format=numeric] [Range= 0-2147483624] [Missing=*]
Statistics [NW/ W]	[Valid=1140 /-] [Invalid=1 /-]
Definition	The box ETR was to be ticked by the interviewer if the HH head lived abroad
Source	Interviewer
Pre-question	Reminders
Literal question	Q4. ETR, CONTACT, CONJ ETR

Value	Label	Cases	Percentage
0	No	1123	98.5%
1	Yes	17	1.5%
Sysmiss		1	

Warning: these figures indicate the number of cases found in the data file. They cannot be interpreted as summary statistics of the population of interest.

File : sn_qm_household

hh_q4_cont: Ego has contact abroad

Information	[Type= discrete] [Format=numeric] [Range= 0-2147483624] [Missing=*]
Statistics [NW/ W]	[Valid=1141 /-] [Invalid=0 /-]
Definition	The box CONTACT was to be ticked by the interviewer if the HH head had contact living abroad
Source	Interviewer
Pre-question	Reminders
Literal question	Q4. ETR, CONTACT, CONJ CONTACT

Value	Label	Cases	Percentage
0	No	1140	99.9%
1	Yes	1	0.1%

Warning: these figures indicate the number of cases found in the data file. They cannot be interpreted as summary statistics of the population of interest.

hh_q4_cjt: Ego's partner lives abroad

Information	[Type= discrete] [Format=numeric] [Range= 0-2147483624] [Missing=*]
Statistics [NW/ W]	[Valid=1141 /-] [Invalid=0 /-]
Definition	The box CONJ was to be ticked by the interviewer if the HH head's partner lived abroad (see variable hh_a7b)
Source	Interviewer
Pre-question	Reminders
Literal question	Q4. ETR, CONTACT, CONJ CONJ

Value	Label	Cases	Percentage
0	No	1068	93.6%
1	Yes	73	6.4%

Warning: these figures indicate the number of cases found in the data file. They cannot be interpreted as summary statistics of the population of interest.

cm_enf: Apart from the children currently living here, does the HH head have other child

Information	[Type= discrete] [Format=numeric] [Range= 0-1] [Missing=*]
Statistics [NW/ W]	[Valid=1124 /-] [Invalid=17 /-]
Pre-question	Introduction Read to the respondent before beginning with the questionnaire: "We thank you for accepting to participate in this study, organized by researchers from the University of Dakar and the Institut National d'Etudes Démographiques of Paris, in collaboration with ENDA Tiers Monde. This survey will serve to study Senegalese migrations and the impact of migration on households. I will ask you the questions listed in this questionnaire. It is important that you give honest answers. I remind you that this questionnaire is anonymous and that your answers are confidential." "We will talk about the persons who live in this household. We will also talk about persons who do not live here, but which whom you have important links."
Literal question	Apart from the children currently living here, does or did the household head have other children, including children who are deceased?

Value	Label	Cases	Percentage
0	No	541	48.1%
1	Yes	583	51.9%

File : sn_qm_household

cm_enf: Apart from the children currently living here, does the HH head have other child

Value	Label	Cases	Percentage
0	No	995	88.4%
1	Yes	130	11.6%
System Miss		17	

Warning: these figures indicate the number of cases found in the data file. They cannot be interpreted as summary statistics of the population of interest.

mar_migrant: Any persons in your HH engaged in a relationship with a migrant living abroad

Information	[Type= discrete] [Format=numeric] [Range= 0-1] [Missing=*]
Statistics [NW/ W]	[Valid=1125 /-] [Invalid=16 /-]
Literal question	In you household, are there any persons who are engaged in a relationship with a migrant living outside of the Senegal?

Value	Label	Cases	Percentage
0	No	995	88.4%
1	Yes	130	11.6%
System Miss		16	

Warning: these figures indicate the number of cases found in the data file. They cannot be interpreted as summary statistics of the population of interest.

cm_parent: HH head or partner have relatives living abroad (with regular contact)

Information	[Type= discrete] [Format=numeric] [Range= 0-1] [Missing=*]
Statistics [NW/ W]	[Valid=1124 /-] [Invalid=17 /-]
Literal question	In addition to the persons we've just recalled, does the household head or his/her partner have relatives living abroad and who have been in regular contact with the household over the past 12 months?

Value	Label	Cases	Percentage
0	No	644	57.3%
1	Yes	480	42.7%
System Miss		17	

Warning: these figures indicate the number of cases found in the data file. They cannot be interpreted as summary statistics of the population of interest.

nb_parent: If yes how many (relatives abroad with regular contact)

Information	[Type= continuous] [Format=numeric] [Range= 1-9] [Missing=*]
Statistics [NW/ W]	[Valid=480 /-] [Invalid=661 /-] [Mean=1.9 /-] [StdDev=1.305 /-]
Literal question	In addition to the persons we've just recalled, does the household head or his/her partner have relatives living abroad and who have been in regular contact with the household over the past 12 months? If "Yes" => How many?

Value	Label	Cases	Percentage
1	1 relative	256	53.3%
2	2 relatives	114	23.8%
3	3 relatives	57	11.9%
4	4 relatives	29	6.0%
5	5 relatives	12	2.5%
6	6 relatives	7	1.5%
7	7 relatives	2	0.4%
8	8 relatives	2	0.4%
9	9 relatives	1	0.2%

Warning: these figures indicate the number of cases found in the data file. They cannot be interpreted as summary statistics of the population of interest.

hh_a1: Sex (HH head)

Information	[Type= discrete] [Format=numeric] [Range= 1-2] [Missing=*]
Statistics [NW/ W]	[Valid=1141 /-] [Invalid=0 /-]
Pre-question	Module A – Identification of household members and of the household head's personal network

File : sn_qm_household

hh_a1: Sex (HH head)

	Sex
Literal question	A1. "Name" is:

Value	Label	Cases	Percentage
1	Man	728	63.8%
2	Woman	413	36.2%

Warning: these figures indicate the number of cases found in the data file. They cannot be interpreted as summary statistics of the population of interest.

hh_a2_an: Year of death (HH head)

Information	[Type= discrete] [Format=numeric] [Range= 7777-2147483624] [Missing=*]
Statistics [NW/ W]	[Valid=0 /-] [Invalid=1141 /-]
Pre-question	Year of death
Literal question	A2. Year of death Year

Value	Label	Cases	Percentage
Sysmiss		1141	

Warning: these figures indicate the number of cases found in the data file. They cannot be interpreted as summary statistics of the population of interest.

hh_a2_age: Age at the time of death (HH head)

Information	[Type= discrete] [Format=numeric] [Range= 7777-2147483624] [Missing=*]
Statistics [NW/ W]	[Valid=0 /-] [Invalid=1141 /-]
Pre-question	Year of death
Literal question	A2. Year of death Age

Value	Label	Cases	Percentage
Sysmiss		1141	

Warning: these figures indicate the number of cases found in the data file. They cannot be interpreted as summary statistics of the population of interest.

hh_a3: Relation with the HH head (HH head)

Information	[Type= discrete] [Format=numeric] [Range= 1-2147483624] [Missing=*]
Statistics [NW/ W]	[Valid=1141 /-] [Invalid=0 /-]
Pre-question	Relationship with head of the HH
Literal question	A3. How is "Name" related to the household head?

Value	Label	Cases	Percentage
1	Household head	1141	100.0%

Warning: these figures indicate the number of cases found in the data file. They cannot be interpreted as summary statistics of the population of interest.

hh_a4: Living in the HH (HH head)

Information	[Type= discrete] [Format=numeric] [Range= 1-2147483624] [Missing=*]
Statistics [NW/ W]	[Valid=1141 /-] [Invalid=0 /-]
Pre-question	Situation
Literal question	A4. Situation in relation to the household:

Value	Label	Cases	Percentage
1	Member of the HH	1141	100.0%

Warning: these figures indicate the number of cases found in the data file. They cannot be interpreted as summary statistics of the population of interest.

File : sn_qm_household

hh_a5: Nucleus number (HH head)

Information	[Type= discrete] [Format=numeric] [Range= 1-11] [Missing=*]
Statistics [NW/ W]	[Valid=1140 /-] [Invalid=1 /-]
Universe	Household members only (A4 = 1)
Pre-question	Nucleus number
Literal question	A5. Nucleus number
Interviewer's instructions	(according to the order foretold by the instructions)

Value	Label	Cases	Percentage
1		1134	99.5%
2		3	0.3%
4		1	0.1%
7		1	0.1%
11		1	0.1%
Sysmiss		1	

Warning: these figures indicate the number of cases found in the data file. They cannot be interpreted as summary statistics of the population of interest.

hh_a6: Relation with the nucleus head (HH head)

Information	[Type= discrete] [Format=numeric] [Range= 1-2147483624] [Missing=*]
Statistics [NW/ W]	[Valid=1139 /-] [Invalid=2 /-]
Universe	Household members only (A4 = 1)
Pre-question	Relation with the nucleus head
Literal question	A6. How is "Name" related to the nucleus head?

Value	Label	Cases	Percentage
1	Nucleus head	1120	98.3%
2	Partner/spouse	5	0.4%
4	Daughter/son (biological)	7	0.6%
6	Mother/father	1	0.1%
7	Grandfather/grandmother	2	0.2%
11	Granddaughter/grandson	2	0.2%
13	Other relative of the NH's partner	1	0.1%
14	Without family ties	1	0.1%
Sysmiss		2	

Warning: these figures indicate the number of cases found in the data file. They cannot be interpreted as summary statistics of the population of interest.

hh_a7a: Matrimonial status (HH head)

Information	[Type= discrete] [Format=numeric] [Range= 0-2147483624] [Missing=*]
Statistics [NW/ W]	[Valid=1140 /-] [Invalid=1 /-]
Universe	Household members only (A4 = 1)
Pre-question	Matrimonial status (over 12 years old)
Literal question	A7a. Is he/she?
Post-question	If hh_a7a (A7a) in 6, 7, 8 => Go to hh_a12 (A12)
Interviewer's instructions	For the women, please specify the spouse number

Value	Label	Cases	Percentage
0	Monogamus	556	48.8%

File : sn_qm_household

hh_a7a: Matrimonial status (HH head)

Value	Label	Cases	Percentage
1	Polygamous 1st spouse	86	7.5%
2	Polygamous 2nd spouse	150	13.2%
3	Polygamous 3rd spouse	37	3.2%
4	Polygamous 4th spouse	9	0.8%
5	Consensual union	3	0.3%
6	Single	76	6.7%
7	Widowed	182	16.0%
8	Divorced/separated	40	3.5%
9	Other	1	0.1%
Sysmiss		1	

Warning: these figures indicate the number of cases found in the data file. They cannot be interpreted as summary statistics of the population of interest.

hh_a7b: Is her/his partner living abroad? (HH head)

Information	[Type= discrete] [Format=numeric] [Range= 0-2147483624] [Missing=*]
Statistics [NW/ W]	[Valid=846 /-] [Invalid=295 /-]
Universe	Household members only (A4 = 1) If hh_a7a in 0, 1, 2, 3, 4, 5, 9
Pre-question	Partner abroad
Literal question	A7b. Does his/her partner currently live abroad?
Post-question	If hh_a7b in 1 => Tick CONJ box (hh_q4_cjt) If hh_a7b in 0 => Go to hh_a12 (A12)

Value	Label	Cases	Percentage
0	No	772	91.3%
1	Yes	74	8.7%
Sysmiss		295	

Warning: these figures indicate the number of cases found in the data file. They cannot be interpreted as summary statistics of the population of interest.

hh_a7c_1: Number of the 1st partner living abroad (HH head)

Information	[Type= discrete] [Format=numeric] [Range= 1-2147483624] [Missing=*]
Statistics [NW/ W]	[Valid=62 /-] [Invalid=1079 /-]
Universe	Household members only (A4 = 1) If hh_a7a in 0, 1, 2, 3, 4, 5, 9 If hh_a7b in 1
Pre-question	Partner abroad
Literal question	A7c. Who is his/her partner? 1st partner
Interviewer's instructions	Look at the flap and note down partner(s)'s ID(s)

Value	Label	Cases	Percentage
1		2	3.2%
2		4	6.5%
3		5	8.1%
4		6	9.7%
5		3	4.8%
6		9	14.5%

File : sn_qm_household

hh_a7c_1: Number of the 1st partner living abroad (HH head)

Value	Label	Cases	Percentage
7		3	4.8%
8		8	12.9%
9		4	6.5%
10		6	9.7%
11		4	6.5%
12		5	8.1%
13		2	3.2%
17		1	1.6%
Sysmiss		1079	

Warning: these figures indicate the number of cases found in the data file. They cannot be interpreted as summary statistics of the population of interest.

hh_a7c_2: Number of the 2nd partner living abroad (HH head)

Information	[Type= discrete] [Format=numeric] [Range= 0-2147483624] [Missing=*]
Statistics [NW/ W]	[Valid=13 /-] [Invalid=1128 /-]
Universe	Household members only (A4 = 1) If hh_a7a in 0, 1, 2, 3, 4, 5, 9 If hh_a7b in 1 If the HH head has more than one partner living abroad
Pre-question	Partner abroad
Literal question	A7c. Who is his/her partner? 2nd partner
Interviewer's instructions	Look at the flap and note down partner(s)'s ID(s)

Value	Label	Cases	Percentage
0		1	7.7%
2		1	7.7%
6		1	7.7%
8		2	15.4%
10		1	7.7%
12		1	7.7%
13		2	15.4%
14		1	7.7%
15		1	7.7%
21		1	7.7%
23		1	7.7%
Sysmiss		1128	

Warning: these figures indicate the number of cases found in the data file. They cannot be interpreted as summary statistics of the population of interest.

hh_a12: Has she/he ever lived abroad? (HH head)

Information	[Type= discrete] [Format=numeric] [Range= 1-2147483624] [Missing=*]
Statistics [NW/ W]	[Valid=1141 /-] [Invalid=0 /-]
Pre-question	1st out-migration
Literal question	A12. Has he/she already lived outside of Senegal?
Post-question	If hh_a12 in 1 => Go to hh_a14vil (A14) If hh_a12 in 2 => Go to hh_a13c (A13c)

File : sn_qm_household

hh_a12: Has she/he ever lived abroad? (HH head)

Value	Label	Cases	Percentage
1	No, never or less than a year	945	82.8%
2	Yes, all her/his life	16	1.4%
3	Yes, for one year or more	180	15.8%

Warning: these figures indicate the number of cases found in the data file. They cannot be interpreted as summary statistics of the population of interest.

hh_a13a_an: In which year did she/he left for the first time? (HH head)

Information	[Type= discrete] [Format=numeric] [Range= 0-2147483624] [Missing=*]
Statistics [NW/ W]	[Valid=167 /-] [Invalid=974 /-]
Universe	Si hh_a12 in 3
Pre-question	1st out-migration
Literal question	A13a. In which year did he/she leave Senegal for the first time for at least one year? Don't know: How old was he/she? Year

Value	Label	Cases	Percentage
0	Has never or practically never lived in Senegal	34	20.4%
1934		1	0.6%
1944		1	0.6%
1949		1	0.6%
1952		1	0.6%
1955		1	0.6%
1956		1	0.6%
1958		3	1.8%
1959		2	1.2%
1960		3	1.8%
1961		2	1.2%
1962		2	1.2%
1963		4	2.4%
1965		1	0.6%
1968		1	0.6%
1971		4	2.4%
1972		5	3.0%
1973		3	1.8%
1974		3	1.8%
1975		3	1.8%
1976		6	3.6%
1977		4	2.4%
1978		3	1.8%
1979		3	1.8%
1980		3	1.8%
1981		3	1.8%
1982		4	2.4%
1983		6	3.6%
1984		3	1.8%
1985		5	3.0%

File : sn_qm_household

hh_a13a_an: In which year did she/he left for the first time? (HH head)

Value	Label	Cases	Percentage
1986		4	2.4%
1987		6	3.6%
1988		4	2.4%
1989		3	1.8%
1990		6	3.6%
1991		2	1.2%
1992		4	2.4%
1993		2	1.2%
1994		3	1.8%
1995		1	0.6%
1997		4	2.4%
1998		1	0.6%
1999		3	1.8%
2000		5	3.0%
2005		2	1.2%
2006		1	0.6%
Sysmiss		974	

Warning: these figures indicate the number of cases found in the data file. They cannot be interpreted as summary statistics of the population of interest.

hh_a13a_age: At what age did she/he left for the first time? (HH head)

Information	[Type= discrete] [Format=numeric] [Range= 0-2147483624] [Missing=*]
Statistics [NW/ W]	[Valid=166 /-] [Invalid=975 /-]
Universe	Si hh_a12 in 3
Pre-question	1st out-migration
Literal question	A13a. In which year did he/she leave Senegal for the first time for at least one year? Don't know: How old was he/she? Age

Value	Label	Cases	Percentage
0	Has never or practically never lived in Senegal	34	20.5%
9		1	0.6%
10		3	1.8%
11		1	0.6%
12		1	0.6%
13		1	0.6%
15		3	1.8%
16		5	3.0%
17		2	1.2%
18		5	3.0%
19		4	2.4%
20		7	4.2%
21		8	4.8%
22		8	4.8%
23		7	4.2%
24		5	3.0%
25		7	4.2%

File : sn_qm_household

hh_a13a_age: At what age did she/he left for the first time? (HH head)

Value	Label	Cases	Percentage
26		2	1.2%
27		7	4.2%
28		4	2.4%
29		3	1.8%
30		4	2.4%
31		6	3.6%
32		4	2.4%
33		3	1.8%
34		1	0.6%
35		8	4.8%
36		1	0.6%
37		4	2.4%
39		3	1.8%
41		3	1.8%
42		2	1.2%
43		1	0.6%
44		1	0.6%
45		1	0.6%
46		2	1.2%
47		1	0.6%
50		1	0.6%
55		1	0.6%
65		1	0.6%
Sysmiss		975	

Warning: these figures indicate the number of cases found in the data file. They cannot be interpreted as summary statistics of the population of interest.

hh_a13b: What was her/his destination country? (HH head)

Information	[Type= discrete] [Format=numeric] [Range= 96000-2147483624] [Missing=*]
Statistics [NW/ W]	[Valid=143 /-] [Invalid=998 /-]
Universe	Si hh_a12 in 3
Pre-question	1st out-migration
Literal question	A13b. What was the destination country when he/she left Senegal for the first time?
Interviewer's instructions	(i.e. the first country where he/she stayed for at least a year)

Value	Label	Cases	Percentage
96000	FRANCE	46	32.2%
99109	GERMANY	1	0.7%
99123	RUSSIA	1	0.7%
99127	ITALY	5	3.5%
99131	BELGIUM	2	1.4%
99134	SPAIN	1	0.7%
99139	PORTUGAL	2	1.4%
99201	SAUDI ARABIA	1	0.7%
99216	CHINA	1	0.7%

File : sn_qm_household

hh_a13b: What was her/his destination country? (HH head)

Value	Label	Cases	Percentage
99243	VIETNAM	1	0.7%
99301	EGYPT	1	0.7%
99302	LIBERIA	2	1.4%
99304	GAMBIA	7	4.9%
99322	CAMEROON	1	0.7%
99324	CONGO	2	1.4%
99326	COTE DIVOIRE	21	14.7%
99327	BENIN	1	0.7%
99328	GABON	6	4.2%
99330	GUINEA	4	2.8%
99331	BURKINA FASO	1	0.7%
99335	MALI	8	5.6%
99336	MAURITANIA	13	9.1%
99337	NIGER	1	0.7%
99342	SIERRA LEONE	2	1.4%
99350	MOROCCO	2	1.4%
99351	TUNISIA	2	1.4%
99352	ALGERIA	1	0.7%
99392	GUINEA BISSAU	1	0.7%
99404	UNITED STATES	5	3.5%
99416	BRAZIL	1	0.7%
Sysmiss		998	

Warning: these figures indicate the number of cases found in the data file. They cannot be interpreted as summary statistics of the population of interest.

hh_a13c: Did she/he already come back? (HH head)

Information	[Type= discrete] [Format=numeric] [Range= 0-2147483624] [Missing=*]
Statistics [NW/ W]	[Valid=144 /-] [Invalid=997 /-]
Universe	Si hh_a12 in 2, 3
Pre-question	1st out-migration
Literal question	A13c. Did he/she return to Senegal for at least a year since he/she first left?
Post-question	If hh_a13c in 0 => Go to hh_a14vil (A14)

Value	Label	Cases	Percentage
0	No	1	0.7%
1	Yes	143	99.3%
Sysmiss		997	

Warning: these figures indicate the number of cases found in the data file. They cannot be interpreted as summary statistics of the population of interest.

hh_a13d_an: In which year did she/he come back for the first time? (HH head)

Information	[Type= discrete] [Format=numeric] [Range= 1952-2147483624] [Missing=*]
Statistics [NW/ W]	[Valid=132 /-] [Invalid=1009 /-]
Universe	Si hh_a12 in 2, 3 Si hh_a13c in 1
Pre-question	1st out-migration
Literal question	A13d. In which year did he/she return for the first time? Don't know: How old was he/she?

File : sn_qm_household

hh_a13d_an: In which year did she/he come back for the first time? (HH head)

Year

Interviewer's instructions

(Indicate the date of the first return that lasted one year or longer)

Value	Label	Cases	Percentage
1952		1	0.8%
1960		2	1.5%
1962		3	2.3%
1963		4	3.0%
1964		3	2.3%
1968		1	0.8%
1970		1	0.8%
1972		2	1.5%
1973		2	1.5%
1974		2	1.5%
1975		1	0.8%
1976		2	1.5%
1977		2	1.5%
1978		4	3.0%
1980		2	1.5%
1981		4	3.0%
1982		4	3.0%
1983		3	2.3%
1984		7	5.3%
1985		9	6.8%
1986		3	2.3%
1987		5	3.8%
1988		6	4.5%
1989		6	4.5%
1990		3	2.3%
1991		3	2.3%
1992		1	0.8%
1993		3	2.3%
1994		5	3.8%
1995		4	3.0%
1996		2	1.5%
1997		2	1.5%
1998		4	3.0%
1999		2	1.5%
2000		4	3.0%
2001		5	3.8%
2003		4	3.0%
2005		2	1.5%
2006		3	2.3%
2007		5	3.8%
2008		1	0.8%

File : sn_qm_household

hh_a13d_an: In which year did she/he come back for the first time? (HH head)

Value	Label	Cases	Percentage
System		1009	

Warning: these figures indicate the number of cases found in the data file. They cannot be interpreted as summary statistics of the population of interest.

hh_a13d_age: At what age did she/he come back for the first time? (HH head)

Information	[Type= discrete] [Format=numeric] [Range= 9-2147483624] [Missing=*]
Statistics [NW/ W]	[Valid=132 /-] [Invalid=1009 /-] [Mean=34.015 /-] [StdDev=11.479 /-]
Universe	Si hh_a12 in 2, 3 Si hh_a13c in 1
Pre-question	1st out-migration
Literal question	A13d. In which year did he/she return for the first time? Don't know: How old was he/she? Age
Interviewer's instructions	(Indicate the date of the first return that lasted one year or longer)

Value	Label	Cases	Percentage
9		1	0.8%
10		1	0.8%
15		1	0.8%
17		1	0.8%
18		3	2.3%
20		2	1.5%
21		1	0.8%
22		5	3.8%
23		3	2.3%
24		7	5.3%
25		2	1.5%
26		8	6.1%
27		5	3.8%
28		6	4.5%
29		4	3.0%
30		8	6.1%
31		2	1.5%
32		5	3.8%
33		11	8.3%
34		2	1.5%
35		2	1.5%
36		5	3.8%
37		5	3.8%
38		3	2.3%
39		5	3.8%
40		5	3.8%
41		3	2.3%
42		3	2.3%
43		1	0.8%
44		1	0.8%
45		3	2.3%

File : sn_qm_household

hh_a13d_age: At what age did she/he come back for the first time? (HH head)

Value	Label	Cases	Percentage
46		3	2.3%
47		1	0.8%
48		3	2.3%
49		1	0.8%
50		1	0.8%
51		1	0.8%
54		1	0.8%
59		1	0.8%
62		1	0.8%
63		1	0.8%
64		1	0.8%
65		1	0.8%
67		1	0.8%
79		1	0.8%
Sysmiss		1009	

Warning: these figures indicate the number of cases found in the data file. They cannot be interpreted as summary statistics of the population of interest.

hh_a14vil: Town of birth (HH head)

Information	[Type= discrete] [Format=character] [Missing=*]
Statistics [NW/ W]	[Valid=1141 /-] [Invalid=0 /-]
Pre-question	Place of birth
Literal question	A14. Where was he/she born? Senegal - Town

Value	Label	Cases	Percentage
.		100	8.8%
ABDALLAH		1	0.1%
AFFINIAM		1	0.1%
ALOUHAH (KEUR KOUTHIA)		1	0.1%
BABA GARAGE		1	0.1%
BAILA		1	0.1%
BAKEL		8	0.7%
BALA		1	0.1%
BALY ROTO		1	0.1%
BAMBALI		1	0.1%
BAMBAYA		1	0.1%
BAMBEY		12	1.1%
BARGNY		6	0.5%
BIGNONA		18	1.6%
BIRKELANE		1	0.1%
BODE (EBOUCK)		1	0.1%

File : sn_qm_household

hh_a14vil: Town of birth (HH head)

Value	Label	Cases	Percentage
BOUCOTTE DIOLA		1	0.1%
BOULOGNE		1	0.1%
BRIOU		1	0.1%
CASTOR		1	0.1%
CHERIF LO		1	0.1%
COKI I		1	0.1%
COLOBANE 1, 2 & 3		2	0.2%
COLOMBA TOUCOULEUR		2	0.2%
DAGA		1	0.1%
DAGANA		9	0.8%
DAKAR		258	22.6%
DANDE		1	0.1%
DARA		4	0.4%
DAROU		2	0.2%
DAROU AFIA		1	0.1%
DAROU KHOUDOSS		1	0.1%
DAROU RAHMANE		1	0.1%
DIABOU DIOR		1	0.1%
DIAGNEL		1	0.1%
DIAKHAO		4	0.4%
DIAMNIADIO		1	0.1%
DIATOCK		1	0.1%
DIAYANE		1	0.1%
DIENDIEME		1	0.1%
DIEUPEUL / DERKLE		2	0.2%
DIOFFIOR		1	0.1%
DIOMANDOU		1	0.1%
DIOUM		1	0.1%
DIOURBEL		21	1.8%
DIOUROUP		1	0.1%
DJIBANAR		1	0.1%
DJILASSE		1	0.1%
DODJI NDIALAL		1	0.1%
DOUNGUEL		1	0.1%
ELINKINE		1	0.1%
FANN / POINT E / AMITIE		1	0.1%
FASS		1	0.1%

File : sn_qm_household

hh_a14vil: Town of birth (HH head)

Value	Label	Cases	Percentage
FASS / COLOBANE / GUEULE TAPEE		2	0.2%
FATICK		11	1.0%
FISSEL ESCALE (FISSEL MBADANE)		1	0.1%
FOUNDIOUNGN		7	0.6%
GALOYA PEULH		1	0.1%
GANDIOLE		1	0.1%
GATHE		1	0.1%
GOLLERE		2	0.2%
GOSSAS		7	0.6%
GRAND DAKAR		2	0.2%
GRAND MEDINE		1	0.1%
GRAND YOFF		2	0.2%
GUEDIAWAYE		6	0.5%
GUEOUL ESCALE		1	0.1%
GUINAW RAIL NORD		1	0.1%
GUINEE		5	0.4%
GUINGUINEO		3	0.3%
H.L.M		5	0.4%
JOAL FADIOUTH		1	0.1%
JOAL- FADIOUTH		3	0.3%
K.KOUNY (ABDOU CISSE)		1	0.1%
KAFFRINE		8	0.7%
KAHONE		2	0.2%
KAMATANE MBAAR		1	0.1%
KAMB		1	0.1%
KANEL		1	0.1%
KAOLACK		33	2.9%
KAYAR		1	0.1%
KEBEMER		9	0.8%
KELLE		1	0.1%
KEUR AMARY COUMBA		1	0.1%

File : sn_qm_household

hh_a14vil: Town of birth (HH head)

Value	Label	Cases	Percentage
KEUR MOMAR SARR		2	0.2%
KEUR SAER GUEYE		1	0.1%
KEUR SAMBA KANE I		1	0.1%
KHOMBOLE		2	0.2%
KIDIRA		1	0.1%
KOLDA		12	1.1%
KOUNKANE		1	0.1%
LAMBAYE		3	0.3%
LATMINGUE		1	0.1%
LINGUERE		3	0.3%
LOBALI		1	0.1%
LOUGA		26	2.3%
MALEM HODDAR		1	0.1%
MALIKA		3	0.3%
MARSASSOUM		1	0.1%
MATAM		19	1.7%
MBABOU		1	0.1%
MBACKE		5	0.4%
MBANE		1	0.1%
MBAROM DIOP		1	0.1%
MBENGANE		1	0.1%
MBEULEUKHE		1	0.1%
MBOSS		1	0.1%
MBOUR		15	1.3%
MBOUROKH		1	0.1%
MEDINA		9	0.8%
MEDINA GOUNASS		1	0.1%
MEDINA SABAKH (KEUR NDEURY)		1	0.1%
MEKHE		2	0.2%
MERY		2	0.2%
MOURE		1	0.1%
NAIDE		1	0.1%
NDANDE		3	0.3%
NDAYANE		1	0.1%
NDIAGNE		1	0.1%
NDIAGNE MBAYE		1	0.1%
NDIAMACOUTA		1	0.1%

File : sn_qm_household

hh_a14vil: Town of birth (HH head)

Value	Label	Cases	Percentage
NDIANGA		1	0.1%
NDIEUMBE		1	0.1%
NDINDY		1	0.1%
NDIOUM		2	0.2%
NGANE		1	0.1%
NGAPAROU		1	0.1%
NGATHIE BOFEL		1	0.1%
NGAYE		4	0.4%
NGAYE MEHE		2	0.2%
NGOUNDIANE DIOR		1	0.1%
NGOYE DJOLOF II		1	0.1%
NGUINDIR		1	0.1%
NIAGUIS		1	0.1%
NIAKHAR		1	0.1%
NIAKHENE		1	0.1%
NIAMONE		2	0.2%
NIARY TALLY		1	0.1%
NIORO		3	0.3%
Ne sait pas		2	0.2%
Non reponse		2	0.2%
OURO MOLLO		1	0.1%
OUROSSOGUI		1	0.1%
OUSSOUYE		2	0.2%
PAL MBAVOR		3	0.3%
PALMARIN DIAKHANOR		1	0.1%
PALMARIN FACAO (NGOUNOUMAI		1	0.1%
PAMBAL AMAR		1	0.1%
PAMENE I		1	0.1%
PASSY		1	0.1%
PASSY RIP		1	0.1%
PATA		1	0.1%
PETE		1	0.1%
PIKINE		45	3.9%
PLATEAU		7	0.6%
PODOR		17	1.5%
POPONGUINE		1	0.1%
POUT		2	0.2%
POUT DIACK		1	0.1%

File : sn_qm_household

hh_a14vil: Town of birth (HH head)

Value	Label	Cases	Percentage
RABIA (sibiworo)		1	0.1%
REFANE (PEYE SINDIANE)		1	0.1%
RUFISQUE		2	0.2%
RUFISQUE CENTRE (NORD)		92	8.1%
RUFISQUE OUEST		1	0.1%
SAGATTA		1	0.1%
SAGNE		1	0.1%
SAINT - LOUIS		27	2.4%
SANDIARA OUOLOF		2	0.2%
SANGUE		1	0.1%
SARRE ABDOULAYE (VILLAGE XIII)		1	0.1%
SEBIKOTANE		1	0.1%
SEDHIOU		10	0.9%
SEMME		1	0.1%
SICAP LIBERTE		1	0.1%
SINDIAN		1	0.1%
SOMB		2	0.2%
TAMBA		5	0.4%
TAMBACOUND		2	0.2%
TANAFF		1	0.1%
THIADIAYE		2	0.2%
THIAROYE / MER		6	0.5%
THIENABA		1	0.1%
THIEPPE		1	0.1%
THIES		38	3.3%
THILOGNE		1	0.1%
THIONCK ESSYL		2	0.2%
THIOUBALEL		1	0.1%
TIVAOUANE		10	0.9%
TOUBA		7	0.6%
TOUBA TOUL		1	0.1%
TOULDE KAHE		1	0.1%
TUABOU		1	0.1%
WAOUNDE		1	0.1%

File : sn_qm_household

hh_a14vil: Town of birth (HH head)

Value	Label	Cases	Percentage
YAFERA		1	0.1%
YEUMBEUL NORD		8	0.7%
YOFF		4	0.4%
YOUTOU BRINGO		1	0.1%
ZIGUINCHOR		43	3.8%
kedougou		1	0.1%

Warning: these figures indicate the number of cases found in the data file. They cannot be interpreted as summary statistics of the population of interest.

hh_a14cod: Town code of birth (HH head)

Information	[Type= discrete] [Format=character] [Missing=*]
Statistics [NW/ W]	[Valid=1141 /-] [Invalid=0 /-]
Pre-question	Place of birth
Literal question	A14. Where was he/she born? Senegal - Town code

Value	Label	Cases	Percentage
.		100	8.8%
0111200000		7	0.6%
0111300000		8	0.7%
0111400000		3	0.3%
0111500000		1	0.1%
0112100000		2	0.2%
0112300000		5	0.4%
0112500000		1	0.1%
0112600000		2	0.2%
0113300000		4	0.4%
0114100000		2	0.2%
0131100000		8	0.7%
0131300000		3	0.3%
0132100000		45	3.9%
0132600000		1	0.1%
0133100000		6	0.5%
0141100000		1	0.1%
0141200000		92	8.1%
0141300000		2	0.2%
0148100000		6	0.5%
0148200000		1	0.1%
0148400000		1	0.1%
0211100100		1	0.1%
0211202500		1	0.1%
0211302600		1	0.1%
0211303800		1	0.1%
0212401500		1	0.1%

File : sn_qm_household

hh_a14cod: Town code of birth (HH head)

Value	Label	Cases	Percentage
0218100000		12	1.1%
0221402500		1	0.1%
0222402800		1	0.1%
0228100000		21	1.8%
0232300400		1	0.1%
0233200100		1	0.1%
0238100000		5	0.4%
0311100600		4	0.4%
0312100100		1	0.1%
0312400200		1	0.1%
0312400300		1	0.1%
0313201700		1	0.1%
0313202200		1	0.1%
0314200300		1	0.1%
0318100000		1	0.1%
0318200000		11	1.0%
0321201800		1	0.1%
0321203600		3	0.3%
0328100000		7	0.6%
0328200000		1	0.1%
0331101400		2	0.2%
0331102900		1	0.1%
0332401000		1	0.1%
0333402400		1	0.1%
0333404200		2	0.2%
0338100000		7	0.6%
0338200000		3	0.3%
0411100400		1	0.1%
0411201200		1	0.1%
0412200100		1	0.1%
0413602400		1	0.1%
0418100000		10	0.9%
0421104500		1	0.1%
0421200500		1	0.1%
0421206300		1	0.1%
0428200000		2	0.2%
0428300000		31	2.7%
0431100100		2	0.2%
0431203500		1	0.1%
0431204800		1	0.1%
0513202500		1	0.1%
0513404400		1	0.1%
0518100000		12	1.1%

File : sn_qm_household

hh_a14cod: Town code of birth (HH head)

Value	Label	Cases	Percentage
0521101200		1	0.1%
0521102100		1	0.1%
0521404900		1	0.1%
0522201800		1	0.1%
0523100500		1	0.1%
0523102700		1	0.1%
0525503800		1	0.1%
0528200000		1	0.1%
0528300000		10	0.9%
0531400900		1	0.1%
0532202100		1	0.1%
0612206100		1	0.1%
0612402100		3	0.3%
0612505900		3	0.3%
0613100700		1	0.1%
0613101900		1	0.1%
0613300600		1	0.1%
0613406100		1	0.1%
0618100000		9	0.8%
0622100700		1	0.1%
0622101300		1	0.1%
0623203300		1	0.1%
0624100200		1	0.1%
0624102700		1	0.1%
0628200000		3	0.3%
0631101000		1	0.1%
0631201400		1	0.1%
0632203100		2	0.2%
0632304400		1	0.1%
0633203500		1	0.1%
0638100000		26	2.3%
0711201900		1	0.1%
0718100000		1	0.1%
0718200000		1	0.1%
0718300000		1	0.1%
0721301300		1	0.1%
0728100000		19	1.7%
0728200000		1	0.1%
0728300000		1	0.1%
0811101000		2	0.2%
0818100000		9	0.8%
0821200100		1	0.1%
0821201800		1	0.1%

File : sn_qm_household

hh_a14cod: Town code of birth (HH head)

Value	Label	Cases	Percentage
0822100900		1	0.1%
0823100700		1	0.1%
0828100000		2	0.2%
0828300000		1	0.1%
0828400000		17	1.5%
0831105500		4	0.4%
0838100000		27	2.4%
0911300200		1	0.1%
0912204000		1	0.1%
0912207100		1	0.1%
0914102100		1	0.1%
0915101100		1	0.1%
0915301300		1	0.1%
0918100000		8	0.7%
0921101100		1	0.1%
0922100100		1	0.1%
0928100000		1	0.1%
0931103200		1	0.1%
0938100000		5	0.4%
1011100500		1	0.1%
1012201100		1	0.1%
1012201900		2	0.2%
1013101500		1	0.1%
1013301000		1	0.1%
1018100000		4	0.4%
1018200000		15	1.3%
1018400000		2	0.2%
1022105600		1	0.1%
1022105900		1	0.1%
1022200500		1	0.1%
1022203900		1	0.1%
1023200800		1	0.1%
1023300400		1	0.1%
1023409500		1	0.1%
1028100000		1	0.1%
1028200000		1	0.1%
1028300000		2	0.2%
1028400000		38	3.3%
1032105100		1	0.1%
1032202400		1	0.1%
1032300300		1	0.1%
1033400700		1	0.1%
1033404000		1	0.1%

File : sn_qm_household

hh_a14cod: Town code of birth (HH head)

Value	Label	Cases	Percentage
1034100400		1	0.1%
1034100700		1	0.1%
1034303800		1	0.1%
1034403700		1	0.1%
1038200000		2	0.2%
1038300000		10	0.9%
1112301700		1	0.1%
1112400400		1	0.1%
1113400100		1	0.1%
1113400300		1	0.1%
1113400500		1	0.1%
1114200800		2	0.2%
1118100000		18	1.6%
1118200000		2	0.2%
1121100100		1	0.1%
1121201200		1	0.1%
1122100600		1	0.1%
1128100000		2	0.2%
1131301000		1	0.1%
1138100000		43	3.8%
4281200000		3	0.3%
8888		1	0.1%
Ne sait pas		37	3.2%
Non reponse		2	0.2%
REGION DAKAR		257	22.5%
REGION GUEDEAWAYE		6	0.5%

Warning: these figures indicate the number of cases found in the data file. They cannot be interpreted as summary statistics of the population of interest.

hh_a14dep: Department of birth (HH head)

Information	[Type= discrete] [Format=numeric] [Range= 101-2147483624] [Missing=*]
Statistics [NW/ W]	[Valid=1046 /-] [Invalid=95 /-]
Pre-question	Place of birth
Literal question	A14. Where was he/she born? Senegal - Department

Value	Label	Cases	Percentage
101	DAKAR	301	28.8%
102	GUEDEAWAYE	6	0.6%
103	PIKINE	66	6.3%
104	RUFISQUE	109	10.4%
201	BAMBEY	19	1.8%
202	DIOURBEL	29	2.8%
203	MBACKE	13	1.2%

File : sn_qm_household

hh_a14dep: Department of birth (HH head)

Value	Label	Cases	Percentage
301	FATICK	20	1.9%
302	FOUNDIOUGNE	13	1.2%
303	GOSSAS	17	1.6%
401	KAFRINE	13	1.2%
402	KAOLACK	34	3.3%
403	NIRO DU RIP	9	0.9%
501	KOLDA	11	1.1%
502	SEDHIOU	18	1.7%
503	VELINGARA	2	0.2%
601	KEBEMER	22	2.1%
602	LINGUERE	13	1.2%
603	LOUGA	34	3.3%
701	KANEL	4	0.4%
702	MATAM	24	2.3%
801	DAGANA	11	1.1%
802	PODOR	32	3.1%
803	SAINT-LOUIS	30	2.9%
901	BAKEL	13	1.2%
902	KEDOUGOU	1	0.1%
903	TAMBACOUNDA	8	0.8%
1001	MBOUR	22	2.1%
1002	THIES	48	4.6%
1003	TIVAOUANE	25	2.4%
1101	BIGNONA	29	2.8%
1102	OUSSOUYE	7	0.7%
1103	ZIGUINCHOR	43	4.1%
Sysmiss		95	

Warning: these figures indicate the number of cases found in the data file. They cannot be interpreted as summary statistics of the population of interest.

hh_a14pays: Country of birth (HH head)

Information	[Type= discrete] [Format=numeric] [Range= 96000-2147483624] [Missing=*]
Statistics [NW/ W]	[Valid=1128 /-] [Invalid=13 /-]
Pre-question	Place of birth
Literal question	A14. Where was he/she born? Abroad - Country

Value	Label	Cases	Percentage
96000	FRANCE	1	0.1%
99216	CHINA	1	0.1%
99243	VIETNAM	1	0.1%
99304	GAMBIA	3	0.3%
99316	LIBYA	1	0.1%
99321	BURUNDI	1	0.1%
99326	COTE DIVOIRE	4	0.4%
99327	BENIN	3	0.3%

File : sn_qm_household

hh_a14pays: Country of birth (HH head)

Value	Label	Cases	Percentage
99328	GABON	3	0.3%
99330	GUINEA	40	3.5%
99335	MALI	12	1.1%
99336	MAURITANIA	3	0.3%
99338	NIGERIA	1	0.1%
99341	SENEGAL	1041	92.3%
99342	SIERRA LEONE	2	0.2%
99344	CHAD	1	0.1%
99345	TOGO	1	0.1%
99392	GUINEA BISSAU	8	0.7%
99396	CAPE VERDE	1	0.1%
Sysmiss		13	

Warning: these figures indicate the number of cases found in the data file. They cannot be interpreted as summary statistics of the population of interest.

hh_a15_natio1: Current nationality 1 (HH head)

Information	[Type= discrete] [Format=numeric] [Range= 96000-2147483624] [Missing=*]
Statistics [NW/ W]	[Valid=1141 /-] [Invalid=0 /-]
Pre-question	Nationalities
Literal question	A15. Which nationalities does he/she currently hold? Nationality 1
Interviewer's instructions	(list in plain text) (multiple answers possible)

Value	Label	Cases	Percentage
99205	LEBANON	2	0.2%
99216	CHINA	1	0.1%
99304	GAMBIA	1	0.1%
99321	BURUNDI	1	0.1%
99326	COTE DIVOIRE	1	0.1%
99327	BENIN	1	0.1%
99328	GABON	1	0.1%
99330	GUINEA	17	1.5%
99335	MALI	4	0.4%
99336	MAURITANIA	1	0.1%
99338	NIGERIA	1	0.1%
99341	SENEGAL	1104	96.8%
99342	SIERRA LEONE	1	0.1%
99344	CHAD	1	0.1%
99345	TOGO	1	0.1%
99392	GUINEA BISSAU	2	0.2%
99396	CAPE VERDE	1	0.1%

Warning: these figures indicate the number of cases found in the data file. They cannot be interpreted as summary statistics of the population of interest.

hh_a15_natio2: Current nationality 2 (HH head)

Information	[Type= discrete] [Format=numeric] [Range= 96000-2147483624] [Missing=*]
Statistics [NW/ W]	[Valid=34 /-] [Invalid=1107 /-]

File : sn_qm_household

hh_a15_natio2: Current nationality 2 (HH head)

Pre-question	Nationalities
Literal question	A15. Which nationalities does he/she currently hold? Nationality 2
Interviewer's instructions	(list in plain text) (multiple answers possible)

Value	Label	Cases	Percentage
96000	FRANCE	2	5.9%
99205	LEBANON	1	2.9%
99304	GAMBIA	1	2.9%
99326	COTE DIVOIRE	3	8.8%
99327	BENIN	1	2.9%
99330	GUINEA	12	35.3%
99335	MALI	6	17.6%
99336	MAURITANIA	2	5.9%
99345	TOGO	1	2.9%
99392	GUINEA BISSAU	4	11.8%
99396	CAPE VERDE	1	2.9%
Sysmiss		1107	

Warning: these figures indicate the number of cases found in the data file. They cannot be interpreted as summary statistics of the population of interest.

hh_a16: Ethnic group (HH head)

Information	[Type= discrete] [Format=numeric] [Range= 0-2147483624] [Missing=*]
Statistics [NW/ W]	[Valid=1141 /-] [Invalid=0 /-]
Pre-question	Ethnicity
Literal question	A16. What is his/her ethnicity? Ethnic group

Value	Label	Cases	Percentage
1	Wolof	507	44.4%
2	Mandingue	49	4.3%
3	Pular	244	21.4%
4	Serer	107	9.4%
5	Diola	59	5.2%
6	Soninke	63	5.5%
7	Other	112	9.8%

Warning: these figures indicate the number of cases found in the data file. They cannot be interpreted as summary statistics of the population of interest.

hh_a16_preci: Other ethnic group (HH head)

Information	[Type= discrete] [Format=character] [Missing=*]
Statistics [NW/ W]	[Valid=1140 /-] [Invalid=0 /-]
Universe	if hh_a16 in 7
Pre-question	Ethnicity
Literal question	A16. What is his/her ethnicity? "Other" : specify

Value	Label	Cases	Percentage
.		1029	90.3%

File : sn_qm_household

hh_a16_prci: Other ethnic group (HH head)

Value	Label	Cases	Percentage
1		1	0.1%
7		2	0.2%
AKOU		1	0.1%
BALANTE		4	0.4%
BAMBARA		5	0.4%
BAYNOUNK		6	0.5%
CAP-VERDIEN		1	0.1%
CHINOISE		2	0.2%
CREOLE		1	0.1%
DIAGO		1	0.1%
DJANGO		3	0.3%
DOGON		1	0.1%
ETRANGERE		2	0.2%
EWE		1	0.1%
FON		1	0.1%
FRANCAISE		1	0.1%
GUERE		1	0.1%
KISTIEN		1	0.1%
LEBOU		3	0.3%
LIBANAISE		3	0.3%
LOUMBOU		1	0.1%
MAKAGNE		1	0.1%
MALINKE		2	0.2%
MANDIAGUE		3	0.3%
MANJAK		22	1.9%
MANKAGNE		5	0.4%
MAURE		13	1.1%
MINA		2	0.2%
NDIAGO		1	0.1%
Non reponse		15	1.3%
PEULH FOUTA		1	0.1%
POPO		1	0.1%
SOUSSOU		2	0.2%
TOGOLAIS		1	0.1%

Warning: these figures indicate the number of cases found in the data file. They cannot be interpreted as summary statistics of the population of interest.

hh_a17: Religion (HH head)

Information	[Type= discrete] [Format=numeric] [Range= 1-2147483624] [Missing=*]
Statistics [NW/ W]	[Valid=1138 /-] [Invalid=3 /-]
Definition	Muslim: answers 1 to 5 Christian: answers 6 to 8
Pre-question	Religion
Literal question	A17. What is his/her religion?

File : sn_qm_household

hh_a17: Religion (HH head)

Value	Label	Cases	Percentage
1	Khadre	55	4.8%
2	Layene	18	1.6%
3	Mouride	299	26.3%
4	Tidiane	554	48.7%
5	Other muslim	109	9.6%
6	Catholic	98	8.6%
7	Protestant	3	0.3%
8	Other Christian	2	0.2%
Sysmiss		3	

Warning: these figures indicate the number of cases found in the data file. They cannot be interpreted as summary statistics of the population of interest.

hh_a18: Level of education (HH head)

Information	[Type= discrete] [Format=numeric] [Range= 0-2147483624] [Missing=*]
Statistics [NW/ W]	[Valid=1102 /-] [Invalid=39 /-]
Pre-question	Level of education
Literal question	A18. If "Name" goes or went to school: what was the last class "Name" attended?

Value	Label	Cases	Percentage
0	None	248	22.5%
1	Pre-school (1 year in school)	1	0.1%
2	Primary/basic (2 years in school)	4	0.4%
3	Primary/basic (3 years in school)	18	1.6%
4	Primary/basic (4 years in school)	14	1.3%
5	Primary/basic (5 years in school)	12	1.1%
6	Primary/basic (6 years in school)	23	2.1%
7	Primary/basic (7 years in school)	180	16.3%
8	Middle school (8 years in school)	16	1.5%
9	Middle school (9 years in school)	23	2.1%
10	Middle school (10 years in school)	32	2.9%
11	Middle school (11 years in school)	88	8.0%
12	Secondary school (12 years in school)	15	1.4%
13	Secondary school (13 years in school)	18	1.6%
14	Secondary school (14 years in school)	63	5.7%
15	Post secondary (15 years in school)	13	1.2%
16	Post secondary (16 years in school)	33	3.0%
17	Post secondary (17 years in school)	14	1.3%
18	Post secondary (18 years in school)	23	2.1%
19	Post secondary (19 years in school)	17	1.5%
20	Post secondary (20 years in school)	3	0.3%
21	Post secondary (21 years in school)	4	0.4%
22	Post secondary (22 years in school)	14	1.3%
55	Only Koranic school	223	20.2%
56	Only basic literacy or national language	3	0.3%
Sysmiss		39	

File : sn_qm_household

hh_a18: Level of education (HH head)

Warning: these figures indicate the number of cases found in the data file. They cannot be interpreted as summary statistics of the population of interest.

hh_a19: Current occupation (HH head)

Information [Type= discrete] [Format=numeric] [Range= 1-2147483624] [Missing=*]

Statistics [NW/ W] [Valid=1139 /-] [Invalid=2 /-]

Pre-question Activity status

Literal question A19. At present, "Name" is primarily (spends most of his/her time) :

Post-question If hh_a19 not in 1 => Go to b1_1 (B1)

Value	Label	Cases	Percentage
1	Active, he/she works	655	57.5%
2	Without occupation/housewife	162	14.2%
3	Unemployed/searching for a job	29	2.5%
4	Pupil/student/trainee	10	0.9%
5	Retired, doesn't work anymore	204	17.9%
6	Other inactive	79	6.9%
Sysmiss		2	

Warning: these figures indicate the number of cases found in the data file. They cannot be interpreted as summary statistics of the population of interest.

hh_a20: Current job (HH head)

Information [Type= discrete] [Format=character] [Missing=*]

Statistics [NW/ W] [Valid=1141 /-] [Invalid=0 /-]

Universe If hh_a19 in 1

Pre-question Occupation

Literal question A20. What is "Name" occupation, profession, position, task?
Interviewee answer

Interviewer's instructions Describe in detail the product type (good or service) produced or sold

Value	Label	Cases	Percentage
.		483	42.3%
ADMINISTRATEUR AUX NATIONS UNIES		1	0.1%
ADMINISTRATEUR CIVIL CHARGEE DE MISSIONS A LA DIRECTION DE L'ADMINISTRATION		1	0.1%
AGENT ADMINISTRATEUR SECRETAIRE		1	0.1%
AGENT COMPTABLE		1	0.1%
AGENT COMPTABLE A DAKAR BOURGUIBA		1	0.1%

File : sn_qm_household

hh_a20: Current job (HH head)

Value	Label	Cases	Percentage
AGENT DE SECURITE		1	0.1%
AGENT DEXPERTISE MARITIME		1	0.1%
AGENT IMMOBILIER		1	0.1%
AGENT NETTOIEMENT AU GIE MEIDA		1	0.1%
ANIMATEUR MUSICAL		1	0.1%
ANTIQUAIRE A SALY		1	0.1%
ARCHITECTE		1	0.1%
ARTISRE SABLAGE		1	0.1%
ASSISTANTE CASE DES TOUS PETIT		1	0.1%
Agent securite (Pharmacie)		1	0.1%
Agent comptable a la mairie		1	0.1%
Agent conception textile		1	0.1%
Agent de recouvrement prive		1	0.1%
Agent de securite		1	0.1%
Agent des douanes		2	0.2%
Agent sonatel		1	0.1%
Analyste programmeur		1	0.1%
Assistant en ressources humaines a l'OMVS		1	0.1%
BIJOUTIER		1	0.1%
BOUCHER		1	0.1%
BOULANGER		1	0.1%
BOUTQUIER		2	0.2%
BOUTQUIER COMMERCANT		1	0.1%
BRIGADIER		1	0.1%
BTP directeur		1	0.1%
CAISSIERE RESTAURANT		1	0.1%

File : sn_qm_household

hh_a20: Current job (HH head)

Value	Label	Cases	Percentage
CARRELEUR ASSOCIE AVEC SON FRERE		1	0.1%
CHARETIER		1	0.1%
CHARPENTIER		1	0.1%
CHAUFFEUR		2	0.2%
CHAUFFEUR SOCIETE PRIVEE		1	0.1%
CHAUFFEUR A LA SNTPE		1	0.1%
CHAUFFEUR TRANSPORT EN COMMUN		1	0.1%
CHEF DE RESSOURCES HUMAINES A LA DAPS		1	0.1%
COIFFEUSE DANS UN SALON DE COIFFURE		1	0.1%
COIFFEUSE SA PROPRE CANTINE		1	0.1%
COMMERCANT		3	0.3%
COMMERCANT AU MARCHE SANDAGA		1	0.1%
COMMERCANT HABILLEMENT		1	0.1%
COMMERCANT IL A UNE TABLE		1	0.1%
COMMERCANT MARCHAND DE LEGUMES		1	0.1%
COMMERCANT		3	0.3%
COMMERCANT AMBULANTE		1	0.1%
COMMERCE		1	0.1%
COMMERCE AU MARCHE		1	0.1%
COMMERCE BOUTIQUIER		1	0.1%
COMMERCE DANS UNE BOUTIQUE		1	0.1%
COMMERCE DE BOISSONS ALCOLISEES		1	0.1%

File : sn_qm_household

hh_a20: Current job (HH head)

Value	Label	Cases	Percentage
COMMERCE DE FRIPPERIE		1	0.1%
COMMERCE DE PEAUX TANNEES		1	0.1%
COMMERCE DE PORTABLES AMBULANT		1	0.1%
COMMERCE DE TISSU		1	0.1%
COMMERCE DHABITS		1	0.1%
COMMERCE DHABITS AMBULANT		1	0.1%
COMMERCE HABILLEMENT		1	0.1%
COMMERcant habillement dans un magasin		1	0.1%
COMPTABLE SOCIETE PRIVEE		1	0.1%
CONCIERGE DE LHIPODROME		1	0.1%
CUISINIERE		1	0.1%
Chauffeur de taxi		1	0.1%
Chef de garage		1	0.1%
Commerçant		1	0.1%
Commercante de legumes au marche		1	0.1%
Comptable		1	0.1%
Comptable a la mairie de pikine		1	0.1%
Comptable au ministere de l urbanisme		1	0.1%
Couturiere		1	0.1%
DIRECTEUR D'COLE		1	0.1%
DIRECTEUR DECOLE ELEMENTAIRE		1	0.1%
DIRECTEUR ECOLE PRIMAIRE		1	0.1%
DIRECTEUR GENERAL ECOLE ALL		1	0.1%

File : sn_qm_household

hh_a20: Current job (HH head)

Value	Label	Cases	Percentage
FALLA COLOBANE			
DIRECTEUR GENERAL MANAGEMENT ET FORMATION POUR LE DEVELOPPEME		1	0.1%
DOMESTIQUE		2	0.2%
ELECTRICIEN A DAKAR DEM DICK		1	0.1%
ELECTRICIEN AUTO		1	0.1%
ELECTRICIEN AUTO GARAGE		1	0.1%
ELECTRICIEN BATIMENT		1	0.1%
ELECTRICIEN(t		1	0.1%
EMPLOYE A L'UCAD		1	0.1%
EMPLOYE COMPTOIR COMMERCIAL		1	0.1%
EMPLOYE DANS UNE BOULANGERIE		1	0.1%
ENSEIGNANT		1	0.1%
ENTREPRENEU MACON		2	0.2%
Electricien travaille a la tache		1	0.1%
Employe d'une patisserie		1	0.1%
Employe dans une agence immobiliere		1	0.1%
FEMME DE MENAGE DANS UNE MAISON		1	0.1%
GARAGISTE MECANICIEN		1	0.1%
GARDIEN BUREAUX AGENT SECURITE		1	0.1%
GARDIEN DANS UNE ENTREPRISE		1	0.1%

File : sn_qm_household

hh_a20: Current job (HH head)

Value	Label	Cases	Percentage
GARDIEN ECOLE		1	0.1%
GERANT D'ENTREPRISE CSE		1	0.1%
GERANT DEPOT CIMENT		1	0.1%
GERANT DIMMOBILIER		1	0.1%
GESTIONNAIRE DE CREDIT DANS UN MUTUELLE DE CREDIT		1	0.1%
IMPRIMEUR IL EST EMPLOYE DANS UNE IMPRIMERIE		1	0.1%
INFIRMIER D'ETAT		1	0.1%
INFIRMIERE DETAT A L'HOPITAL FANN		1	0.1%
INFORMATION MINISTRE RECHERCHE SCIENTIFIQUE		1	0.1%
Imam		1	0.1%
Institutrice au primaire		1	0.1%
JOURNALIER AU PORT AUTONOME DE DAKAR		1	0.1%
JURISITE D ESE		1	0.1%
LABORANTIN A VALDAFRIQUE		1	0.1%
Laveur de voiture dans une station		1	0.1%
Lingere		1	0.1%
MACON		4	0.4%
MAJORDOME AMBASSADE ESPAGNE		1	0.1%
MANOEUVRE DANS UNE USSINE D'haricot		1	0.1%
MARABOUT		5	0.4%

File : sn_qm_household

hh_a20: Current job (HH head)

Value	Label	Cases	Percentage
MARAICHER		1	0.1%
MARCHAND AMBULANT		1	0.1%
MECANICIEN		1	0.1%
MECANICIEN AUTO		1	0.1%
MECANICIEN AUTO AVEC SON PROPRE GARAGE		1	0.1%
MILITAIRE		1	0.1%
Macon		1	0.1%
Maconnerie		1	0.1%
Marabout		1	0.1%
Mecanicien		1	0.1%
Mendiant		1	0.1%
Menuisier		1	0.1%
Moniteur auto ecole		1	0.1%
Ne sait pas		3	0.3%
Non reponse		1	0.1%
OUVRIER A LA CDE		1	0.1%
OUVRIER BATIMENT		1	0.1%
OUVRIER CHARGE DE BROYER POISSON CUIT A LUSINE DE CONSEVREIE DE DAKAR		1	0.1%
PARFUM(VEND		1	0.1%
PCA ANCAR		1	0.1%
PECHEUR		1	0.1%
PETIT COMMERCE O110 THIOURAYE		1	0.1%
PHOTOGRAPHE		1	0.1%
PHOTOGRAPHI		1	0.1%
PLOMBIER		2	0.2%
PLOMBIER L'ONAS		1	0.1%
PLOMBIER ONAS		1	0.1%
POINTEUR A CDE		1	0.1%
POINTEUR AU PORT		1	0.1%

File : sn_qm_household

hh_a20: Current job (HH head)

Value	Label	Cases	Percentage
PROFESSEUR ARABE DANS LE PUBLIC		1	0.1%
PROFESSEUR DANS UN CM		1	0.1%
Plombier chalumiste		1	0.1%
REPARATEUR RADIO		1	0.1%
RESPONSABLE FINANCIER ET ADMINISTRATI D'UNE SOCIETE D'IMPORT EXPORT		1	0.1%
RESTAURATION		1	0.1%
RESTAURATRICE ELLE GERE SON PROPRE RESTAURANT		1	0.1%
Refus de repondre		5	0.4%
SOUDEUR METALIQUE EMPLOYE DANS UN GIE		1	0.1%
SURVEILLANT COLLEGE JEAN MERMOZ		1	0.1%
SURVEILLANT DANS UN CEM		1	0.1%
Secrtaire		1	0.1%
Serigraphe		1	0.1%
TAILLEUR		1	0.1%
TECHNICIEN SUPERIEUR ELECTROMENA		1	0.1%
TISSERAND		1	0.1%
TISSERAND IL EST EMPLOYE PAR UN BLANC		1	0.1%
TRANSITAIRE		1	0.1%
Tailleur commerçant de tissu		1	0.1%
VEILLEUR DE NUIT + MACON		1	0.1%
VENDEUR DE CIMENT FER		1	0.1%

File : sn_qm_household

hh_a20: Current job (HH head)

Value	Label	Cases	Percentage
VENDEUSE DE DENREES ALIMENTAIRE		1	0.1%
VENDEUSE DE FRIPPERIE		1	0.1%
VENDEUSE DE FRUITS		1	0.1%
VENDEUSE DE LEGUMES		2	0.2%
VENDEUSE DE NEM GLACES		1	0.1%
VENDEUSE DE POISSON		1	0.1%
VENDEUSE DE SALADE DANS LE MARCHÉ		1	0.1%
VENDEUSE DE TISSU		1	0.1%
VENDEUSE DOREILLER		1	0.1%
VENDEUSE FRUITS		1	0.1%
VENDEUSE LEGUMES		1	0.1%
VENDEUSE ORANGE ARACHIDE		1	0.1%
VENDEUSE PETIT DEJEUNER JUS ET ARTICLES DIVERS		1	0.1%
VENDEUSE THIAF		1	0.1%
VEUDEUSES BEIGNETS		1	0.1%
VIGILE DE BANQUE		1	0.1%
VULGANISATEUR DANS UN ATELIER		1	0.1%
adjudant chef		1	0.1%
agent communal percepteur de taxes des marches)		1	0.1%
agent Eaux et Forets		1	0.1%
agent administratif a yoff		1	0.1%
agent administratif		1	0.1%

File : sn_qm_household

hh_a20: Current job (HH head)

Value	Label	Cases	Percentage
d une societe immoliere des golf			
agent commercial a Alize		1	0.1%
agent commercial d'une usine de manufacture		1	0.1%
agent commercial quincaillerie		1	0.1%
agent commerciale		1	0.1%
agent de developpement		1	0.1%
agent de sante a la sonacos		1	0.1%
agent de securite		1	0.1%
agent de securite dans une societe privee		1	0.1%
agent de securite gardien		1	0.1%
agent de societe		1	0.1%
agent etat civil		1	0.1%
agent maritime		1	0.1%
agent municipal		1	0.1%
agent operatrice de saisie		1	0.1%
agent sanitaire		1	0.1%
agent technicien de la senelec		1	0.1%
agriculteur		1	0.1%
agriculteur journalier dans les champs		1	0.1%
agriculteur tacheron		1	0.1%
agriculteur, est tacheron		1	0.1%
aide infirmiere a l'hopital principal		1	0.1%
animateur de musique		1	0.1%
appui technique dans le develop, entegre		1	0.1%
architecte en batiment		1	0.1%

File : sn_qm_household

hh_a20: Current job (HH head)

Value	Label	Cases	Percentage
auditeur interne		1	0.1%
aviculteur		1	0.1%
blanchisserie		1	0.1%
boucher		1	0.1%
boucher au marche		1	0.1%
boulangier		1	0.1%
boulangier livreur		1	0.1%
boutiquier		9	0.8%
cabinet de conseil en gestion		1	0.1%
cadre de la fonction publique		1	0.1%
cadre financier dans son propre entreprise		1	0.1%
cadre officier a la gendarmerie		1	0.1%
caissier dakar dem dick		1	0.1%
camionneur chauffeur		1	0.1%
caporal dans l'armee		1	0.1%
charetier		1	0.1%
charge d emballage et tampons a chocosen		1	0.1%
charge de distribution du materiel dans une societe d aluminium		1	0.1%
chauffeur		11	1.0%
chauffeur particulier		1	0.1%
chauffeur a la clinique casaouss		1	0.1%
chauffeur camion pour transport		1	0.1%
chauffeur car eleve ecole yoff		1	0.1%
chauffeur dans une societe de tourisme		1	0.1%
chauffeur dans une usine		1	0.1%

File : sn_qm_household

hh_a20: Current job (HH head)

Value	Label	Cases	Percentage
chauffeur de taxi		4	0.4%
chauffeur de transport en commun		1	0.1%
chauffeur du per de tamba		1	0.1%
chauffeur ministere de la peche		1	0.1%
chauffeur pour particulier		1	0.1%
chef d'equipe entretien reseaux		1	0.1%
chef de service au marche central au poisson		1	0.1%
chevillard		1	0.1%
coiffeuse		4	0.4%
collecteur d'impot dans la municipalite buscuiterie		1	0.1%
collecteur de droits de place marche		1	0.1%
commerçant		15	1.3%
commerçant a l'aéroport		1	0.1%
commerçant ambulant		1	0.1%
commerçant boutiqier		1	0.1%
commerçant cosmetiques		1	0.1%
commerçant d'huile pour voiture		1	0.1%
commerçant dans 1 boutique		1	0.1%
commerçant de fruits		1	0.1%
commerçant de produit de peche		1	0.1%
commerçant general		1	0.1%
commerçant produits alimentaires		1	0.1%
commerçant thioup		1	0.1%
commerçant vetement		1	0.1%

File : sn_qm_household

hh_a20: Current job (HH head)

Value	Label	Cases	Percentage
commercante		9	0.8%
commercante d'encens		1	0.1%
commercante de fruits		1	0.1%
commercante de tissus		1	0.1%
commercante effet de toilette		1	0.1%
commercante tissus		2	0.2%
commerce		1	0.1%
commerce boutiquier		1	0.1%
commerce de beton briques etc		1	0.1%
commerce de cereales		1	0.1%
commerce de denrees alimentaires		1	0.1%
commerce de fruits sur une table		1	0.1%
commerce de fruits aux bord de la route		1	0.1%
commerce de legumes		2	0.2%
commerce de petit dejeuner		1	0.1%
commerce de voiture		1	0.1%
commerce divers		1	0.1%
commerce diverses		1	0.1%
commerce pieces detachees		1	0.1%
commissaire aux enquetes economiques		1	0.1%
commissaire aux enquetes economiques (ministere du commerce)		1	0.1%
comptable		1	0.1%
confectionnement de djiembe(artisan)		1	0.1%
conseiller Ministre de la justice		1	0.1%

File : sn_qm_household

hh_a20: Current job (HH head)

Value	Label	Cases	Percentage
conseiller administratif d'un g		1	0.1%
controleur a la mairie de dakar		1	0.1%
controleur impots et domene		1	0.1%
contrÃleur economique impÃts et domaine		1	0.1%
coodonnier		1	0.1%
coordonnateur a Plan Internationale		1	0.1%
cordonnier		1	0.1%
coupeur de poisson au marche		1	0.1%
coursier planton endan tiers monde		1	0.1%
courtier		1	0.1%
couturier		2	0.2%
couturiere a son compte		1	0.1%
croupier employe de jeux		1	0.1%
cuisinier		1	0.1%
cuisinier d'hotel		1	0.1%
cultures maraichers		1	0.1%
depute maire de yeumbeul sud		1	0.1%
dessinateur dans un cabinet privee		1	0.1%
directeur de l'agence de l'informatidue de l'etat		1	0.1%
directeur general consultant de plusieurs societes		1	0.1%
directrice d'un groupe scolaire(prescolai		1	0.1%
dispatcheur a laSDE		1	0.1%
djuty au marche castor		1	0.1%
domestique		4	0.4%

File : sn_qm_household

hh_a20: Current job (HH head)

Value	Label	Cases	Percentage
domestique lingere		1	0.1%
domestique		1	0.1%
douanier		1	0.1%
duty au marche castor		1	0.1%
economiste secetaire permanent d'un projet		1	0.1%
educatrice prescolaore		1	0.1%
electricien		1	0.1%
electricien batiment		1	0.1%
electro- centralien		1	0.1%
eleveur		1	0.1%
eleveur de poules		1	0.1%
employe au port		1	0.1%
employe dans une entreprise de communication		1	0.1%
employe dans une poissonerie		1	0.1%
employee de banque(agent administrative)		1	0.1%
enqetrice		1	0.1%
enseignant coranique		1	0.1%
enseignant dans un college		1	0.1%
enseignant primaire		1	0.1%
enseignant public		1	0.1%
entrepreneur batiment		1	0.1%
entrepreneur batiment (d etat h corp)		1	0.1%
entreprise		1	0.1%
expert automobile		1	0.1%
fabricant de salon en rotin		1	0.1%
femme de chambre dans une hotel		1	0.1%

File : sn_qm_household

hh_a20: Current job (HH head)

Value	Label	Cases	Percentage
femme de menage dans une maison		1	0.1%
fonctionnaire de police		1	0.1%
footballeur professionnel		1	0.1%
gardien		4	0.4%
gardien a la sar		1	0.1%
gardien immeuble		2	0.2%
gardien parking auto		1	0.1%
gendarme		5	0.4%
geologue		1	0.1%
gerant cabine telephonique		1	0.1%
gerant de bar		1	0.1%
gerant de magasin de produit de betails		1	0.1%
gerant de magasin a sandaga		1	0.1%
gerant de station d'essence		1	0.1%
gerant telecentre		1	0.1%
gestionnaire a ipm		1	0.1%
hÃ´telier		1	0.1%
il travaille au port Docker		1	0.1%
infirmiere		1	0.1%
import export commercant		1	0.1%
imprimeur dans une imprimerie		1	0.1%
infirmiere		1	0.1%
informaticien au centre de sauvegarde pikine		1	0.1%
inforticien a la sonatel		1	0.1%
ingenieur a la senelec		1	0.1%
ingenieur consultant		1	0.1%

File : sn_qm_household

hh_a20: Current job (HH head)

Value	Label	Cases	Percentage
ingenieur informatique (prive)		1	0.1%
inspecteur a AMA senegal		1	0.1%
inspecteur administratif territorial et locale		1	0.1%
inspecteur de police		2	0.2%
inspecteur du travail		1	0.1%
instituteur		1	0.1%
jardinier		1	0.1%
journalier		1	0.1%
journalier a brang moulin		1	0.1%
journalier a l'usine de tannerie		1	0.1%
journalier au marche central		1	0.1%
journalier au port		2	0.2%
journalier macon		1	0.1%
journalier port		1	0.1%
journaliste au ministere de l'information		1	0.1%
journalmiste presse ecrite		1	0.1%
laborantin		1	0.1%
laveuse		1	0.1%
lingere		5	0.4%
lingere a domicile		1	0.1%
livreur de pain		1	0.1%
livreur de pains		1	0.1%
macon		8	0.7%
macon d'entreprise		2	0.2%
maitre coranique		1	0.1%
manoeuvre de magasin		1	0.1%
marabout		6	0.5%
marabout consultant		1	0.1%
marabout gurisseur		1	0.1%

File : sn_qm_household

hh_a20: Current job (HH head)

Value	Label	Cases	Percentage
marchand ambulant		1	0.1%
marchant de legumes au marche		1	0.1%
mecanicien		1	0.1%
mecanicien chauffeur ciment du sahel		1	0.1%
medecin		2	0.2%
medecin speecialiste en pneumologie		1	0.1%
medecin veterinaire		1	0.1%
menuisier		1	0.1%
menuisier		3	0.3%
menuisier batiment		1	0.1%
menuisier bois		1	0.1%
menuisier ebeniste		1	0.1%
menuisier metallique		1	0.1%
micro jardinage		1	0.1%
militaire		2	0.2%
militaire sergent chef		1	0.1%
navigateur		2	0.2%
neelean gegeraliste en petite churuge		1	0.1%
ommercante qui a sa propre cantine		1	0.1%
opérateur cophage		1	0.1%
opérateur en alphabetisation		1	0.1%
patron d'une entreprise de cerigraphie		1	0.1%
pecheur		6	0.5%
pecheur tacheron		1	0.1%
peintre		3	0.3%
peintre batiment		1	0.1%
petit commerce		1	0.1%
petit commerce alimentaire sur une table		1	0.1%

File : sn_qm_household

hh_a20: Current job (HH head)

Value	Label	Cases	Percentage
petit commerce au marche		1	0.1%
petit commerce chez elle		1	0.1%
petit commerce d'encens		1	0.1%
petit commerce de couscous chez elle		1	0.1%
pharmacie traditionnelle		1	0.1%
plombier		3	0.3%
plombier a l'UCAD		1	0.1%
pointeur au port		1	0.1%
policier		1	0.1%
pompiste		1	0.1%
prof d'allemand		1	0.1%
prof histo-geo-latin		1	0.1%
prof, anglais		1	0.1%
professeur		1	0.1%
professeur cm kounoune		1	0.1%
professeur d'anglais au lycee		1	0.1%
professeur de college		1	0.1%
professeur de l'eng de dakar		1	0.1%
professeur de lettres modernes		1	0.1%
professeur de mathematiques		1	0.1%
proprietaire d'une boutique de tissu		1	0.1%
receptionniste		1	0.1%
receptionniste a kaolack		1	0.1%
reparateur appareil photographie		1	0.1%
reparateur de filet de peche		1	0.1%
reprographe (prive senagrosol)		1	0.1%

File : sn_qm_household

hh_a20: Current job (HH head)

Value	Label	Cases	Percentage
responsable de femmes ds une ong		1	0.1%
restauration petit dejeuner		1	0.1%
restauratrice		1	0.1%
restauratrice proprietaire du restaurant		1	0.1%
restaurent(gargott		1	0.1%
sculpteur bois		1	0.1%
sculteur de statuettes		1	0.1%
secretaire au ministere de l'education		1	0.1%
secretaire de direction		1	0.1%
secretaire de douane		1	0.1%
soudeur metallique au grand moulin de dakar		1	0.1%
surveillant general d'un institut de formation		1	0.1%
surveillante d'ecole		1	0.1%
tailleur		8	0.7%
techicien froid au		1	0.1%
technicien agricole dans un perimetre		1	0.1%
technicien dans une usine d'alluminium		1	0.1%
technicien froid		1	0.1%
technicien horticole		1	0.1%
teinture		1	0.1%
teinturier tissus		1	0.1%
tisserand		1	0.1%
tolier		4	0.4%
traiteur		1	0.1%
transitaire		4	0.4%
transporteur auto		1	0.1%

File : sn_qm_household

hh_a20: Current job (HH head)

Value	Label	Cases	Percentage
trieuse de produit halieutique		1	0.1%
vendeur boutique		1	0.1%
vendeur d'appareils electromenager		1	0.1%
vendeur d'eau		1	0.1%
vendeur d'electromenager		1	0.1%
vendeur d'etal petit commerce		1	0.1%
vendeur de cacahuetes		1	0.1%
vendeur de carreaux dans un magasin		1	0.1%
vendeur de couscous		1	0.1%
vendeur de journaux		1	0.1%
vendeur de legume		1	0.1%
vendeur de pieces detachees		1	0.1%
vendeur de pieces detachees auto		1	0.1%
vendeur de poissons		1	0.1%
vendeur de produit alimentaire		1	0.1%
vendeuse au marche		1	0.1%
vendeuse d'arachide		1	0.1%
vendeuse d'arachides		1	0.1%
vendeuse d'eau fraiche		1	0.1%
vendeuse d'oranges		1	0.1%
vendeuse d'oranges et d'arachides		1	0.1%
vendeuse dans une boutique d article pour enfants		1	0.1%
vendeuse de PMU		1	0.1%

File : sn_qm_household

hh_a20: Current job (HH head)

Value	Label	Cases	Percentage
vendeuse de beignet		1	0.1%
vendeuse de beignets		1	0.1%
vendeuse de bonbon		1	0.1%
vendeuse de cacalette		1	0.1%
vendeuse de cacahuettes		1	0.1%
vendeuse de couscous		1	0.1%
vendeuse de denrees alimentaires		1	0.1%
vendeuse de friperies		1	0.1%
vendeuse de fruits		1	0.1%
vendeuse de glace creme et jus		1	0.1%
vendeuse de glasse		1	0.1%
vendeuse de jus		1	0.1%
vendeuse de lain		1	0.1%
vendeuse de lait(ambulante)		1	0.1%
vendeuse de legumes		4	0.4%
vendeuse de legumes au marche		1	0.1%
vendeuse de pagnes tisses		1	0.1%
vendeuse de pain		1	0.1%
vendeuse de pain dans 1 kiosque		1	0.1%
vendeuse de poisson		1	0.1%
vendeuse de poisson fumes elle a une table		1	0.1%
vendeuse de poissons au marche		2	0.2%
vendeuse de portables		1	0.1%
vendeuse de restaurant		1	0.1%

File : sn_qm_household

hh_a20: Current job (HH head)

Value	Label	Cases	Percentage
vendeuse de sachet d'eau au marche		1	0.1%
vendeuse de thiouraye		1	0.1%
vendeuse de tissus		1	0.1%
vendeuse,elle a une table		1	0.1%
vendeusze d arachide		1	0.1%
vigile l aeroport		1	0.1%
vvendeuse de detergent		1	0.1%
yenou		1	0.1%

Warning: these figures indicate the number of cases found in the data file. They cannot be interpreted as summary statistics of the population of interest.

hh_a20b: Profession codification (HH head)

Information	[Type= discrete] [Format=character] [Missing=*]
Statistics [NW/ W]	[Valid=1141 /-] [Invalid=0 /-]
Universe	If hh_a19 in 1
Pre-question	Occupation
Literal question	A20. What is "Name" occupation, profession, position, task? Codified profession

Value	Label	Cases	Percentage
.		484	42.4%
111		4	0.4%
112		5	0.4%
115		3	0.3%
117		1	0.1%
118		8	0.7%
122		1	0.1%
211		6	0.5%
212		10	0.9%
214		17	1.5%
215		1	0.1%
221		2	0.2%
222		9	0.8%
225		1	0.1%
226		3	0.3%
232		14	1.2%
233		14	1.2%
234		3	0.3%
241		88	7.7%
242		11	1.0%
243		17	1.5%

File : sn_qm_household

hh_a20b: Profession codification (HH head)

Value	Label	Cases	Percentage
244		11	1.0%
245		29	2.5%
246		31	2.7%
247		11	1.0%
248		2	0.2%
249		1	0.1%
251		26	2.3%
252		8	0.7%
254		2	0.2%
262		1	0.1%
310		3	0.3%
311		9	0.8%
312		20	1.8%
313		17	1.5%
314		2	0.2%
315		9	0.8%
316		7	0.6%
317		24	2.1%
318		8	0.7%
319		2	0.2%
321		2	0.2%
324		4	0.4%
401		10	0.9%
402		3	0.3%
403		1	0.1%
404		1	0.1%
405		1	0.1%
407		2	0.2%
501		3	0.3%
502		3	0.3%
504		13	1.1%
611		10	0.9%
613		2	0.2%
614		1	0.1%
615		3	0.3%
621		9	0.8%
622		4	0.4%
623		2	0.2%
624		17	1.5%
625		4	0.4%
626		6	0.5%
631		2	0.2%
632		2	0.2%

File : sn_qm_household

hh_a20b: Profession codification (HH head)

Value	Label	Cases	Percentage
641		1	0.1%
643		2	0.2%
712		1	0.1%
713		6	0.5%
714		1	0.1%
715		2	0.2%
722		2	0.2%
731		4	0.4%
732		4	0.4%
733		1	0.1%
734		2	0.2%
735		2	0.2%
736		2	0.2%
742		5	0.4%
743		4	0.4%
744		5	0.4%
746		4	0.4%
747		5	0.4%
748		6	0.5%
751		2	0.2%
754		2	0.2%
756		1	0.1%
761		3	0.3%
762		1	0.1%
763		15	1.3%
764		2	0.2%
801		2	0.2%
802		2	0.2%
804		6	0.5%
805		1	0.1%
Ne sait pas		3	0.3%
Non reponse		7	0.6%
Refus de repondre		5	0.4%

Warning: these figures indicate the number of cases found in the data file. They cannot be interpreted as summary statistics of the population of interest.

hh_a21: Current socio-economic status (HH head)

Information	[Type= discrete] [Format=numeric] [Range= 1-2147483624] [Missing=*]
Statistics [NW/ W]	[Valid=651 /-] [Invalid=490 /-]
Definition	Wage-earner: answers 1 to 3 Non-wage employment: answers 4 to 7
Universe	If hh_a19 in 1
Pre-question	Socio-professional category
Literal question	A20. You/he/she is:

File : sn_qm_household

hh_a21: Current socio-economic status (HH head)

Value	Label	Cases	Percentage
1	Intellectual/higher level occupation	63	9.7%
2	Skilled employee or worker	159	24.4%
3	Unskilled employee, labourer, worker	82	12.6%
4	Employer	24	3.7%
5	Self employed	319	49.0%
6	Apprentice, intern	4	0.6%
Sysmiss		490	

Warning: these figures indicate the number of cases found in the data file. They cannot be interpreted as summary statistics of the population of interest.

migrant: Currently do you have at home someone who lives in Europe

Information	[Type= discrete] [Format=numeric] [Range= 0-184] [Missing=*]
Statistics [NW/ W]	[Valid=1100 /-] [Invalid=41 /-]
Pre-question	"As I explained you earlier, we must also meet persons currently living in France, Italy or Spain." MODULE D - CONTACTS Module D1 - Contacts: Migrants currently visiting
Literal question	Currently, do you have at home someone who lives in France, Spain or in Italy and that is visiting Senegal?
Post-question	If migrant in 1 => Fill a column by individual If migrant in 0 => Module D2

Value	Label	Cases	Percentage
0	No	995	90.5%
1	Yes	15	1.4%
15		2	0.2%
184		88	8.0%
Sysmiss		41	

Warning: these figures indicate the number of cases found in the data file. They cannot be interpreted as summary statistics of the population of interest.

# e1: Your house is			
Information	[Type= discrete] [Format=numeric] [Range= 1-2147483624] [Missing=*]		
Statistics [NW/ W]	[Valid=1138 /-] [Invalid=3 /-]		
Pre-question	MODULE E: Housing and assets "Now we will talk about your dwelling and the equipment and assets that are available to you" "To start with, we will talk about the characteristics of your dwelling" Type of dwelling		
Literal question	E1. Your dwelling is:		
Interviewer's instructions	(read)		
Value	Label	Cases	Percentage
1	One or several rooms in a share compound	198	17.4%
2	An apartment in a building	105	9.2%
3	A multi storey house	257	22.6%
4	A single storey house	550	48.3%
5	A mud shut, tradional dwelling	3	0.3%
6	A barrack/shack	19	1.7%
7	Other	6	0.5%
Sysmiss		3	
<i>Warning: these figures indicate the number of cases found in the data file. They cannot be interpreted as summary statistics of the population of interest.</i>			
# e2: Number of rooms			
Information	[Type= continuous] [Format=numeric] [Range= 1-2147483624] [Missing=*]		
Statistics [NW/ W]	[Valid=1132 /-] [Invalid=9 /-] [Mean=4.028 /-] [StdDev=2.504 /-]		
Pre-question	Number of rooms		
Literal question	E2. How many rooms are used as living space, not counting the sanitary facilities and the kitchen?		
Interviewer's instructions	(without rooms used for business purposes)		
# e3: Your toilets are			
Information	[Type= discrete] [Format=numeric] [Range= 1-2147483624] [Missing=*]		
Statistics [NW/ W]	[Valid=1134 /-] [Invalid=7 /-]		
Pre-question	Amenities		
Literal question	E3. The toilet facilities are:		
Interviewer's instructions	(read)		
Value	Label	Cases	Percentage
1	Flush toilet linked to sewerage	365	32.2%
2	Flush toilet with pit	442	39.0%
3	Latrines	283	25.0%
4	Public toilets	7	0.6%
5	Free range	4	0.4%
6	Other	33	2.9%
Sysmiss		7	
<i>Warning: these figures indicate the number of cases found in the data file. They cannot be interpreted as summary statistics of the population of interest.</i>			
# e4_1: Indoor well			
Information	[Type= discrete] [Format=numeric] [Range= 0-2147483624] [Missing=*]		
Statistics [NW/ W]	[Valid=1141 /-] [Invalid=0 /-]		

# e4_1: Indoor well			
Pre-question	Water and power supply		
Literal question	E4. You have access to water through: Indoor well?		
Interviewer's instructions	(read) (Multiple answers possible)		
Value	Label	Cases	Percentage
0	No	1082	94.8%
1	Yes	59	5.2%
<i>Warning: these figures indicate the number of cases found in the data file. They cannot be interpreted as summary statistics of the population of interest.</i>			
# e4_2: Outdoor well			
Information	[Type= discrete] [Format=numeric] [Range= 0-2147483624] [Missing=*]		
Statistics [NW/ W]	[Valid=1141 /-] [Invalid=0 /-]		
Pre-question	Water and power supply		
Literal question	E4. You have access to water through: Outdoor well?		
Interviewer's instructions	(read) (Multiple answers possible)		
Value	Label	Cases	Percentage
0	No	1121	98.2%
1	Yes	20	1.8%
<i>Warning: these figures indicate the number of cases found in the data file. They cannot be interpreted as summary statistics of the population of interest.</i>			
# e4_3: Indoor plumbing			
Information	[Type= discrete] [Format=numeric] [Range= 0-2147483624] [Missing=*]		
Statistics [NW/ W]	[Valid=1141 /-] [Invalid=0 /-]		
Pre-question	Water and power supply		
Literal question	E4. You have access to water through: Indoor plumbing?		
Interviewer's instructions	(read) (Multiple answers possible)		
Value	Label	Cases	Percentage
0	No	142	12.4%
1	Yes	999	87.6%
<i>Warning: these figures indicate the number of cases found in the data file. They cannot be interpreted as summary statistics of the population of interest.</i>			
# e4_4: Outdoor plumbing			
Information	[Type= discrete] [Format=numeric] [Range= 0-2147483624] [Missing=*]		
Statistics [NW/ W]	[Valid=1141 /-] [Invalid=0 /-]		
Pre-question	Water and power supply		
Literal question	E4. You have access to water through: Outdoor plumbing?		
Interviewer's instructions	(read) (Multiple answers possible)		
Value	Label	Cases	Percentage
0	No	1044	91.5%
1	Yes	97	8.5%
<i>Warning: these figures indicate the number of cases found in the data file. They cannot be interpreted as summary statistics of the population of interest.</i>			
# e4_5: Borehole			
Information	[Type= discrete] [Format=numeric] [Range= 0-2147483624] [Missing=*]		








# e4_5: Borehole			
Statistics [NW/ W]	[Valid=1141 /-] [Invalid=0 /-]		
Pre-question	Water and power supply		
Literal question	E4. You have access to water through: Borehole?		
Interviewer's instructions	(read) (Multiple answers possible)		
Value	Label	Cases	Percentage
0	No	1141	100.0%
1	Yes	0	
<i>Warning: these figures indicate the number of cases found in the data file. They cannot be interpreted as summary statistics of the population of interest.</i>			
# e4_6: Water vendor			
Information	[Type= discrete] [Format=numeric] [Range= 0-2147483624] [Missing=*]		
Statistics [NW/ W]	[Valid=1141 /-] [Invalid=0 /-]		
Pre-question	Water and power supply		
Literal question	E4. You have access to water through: Water vendor?		
Interviewer's instructions	(read) (Multiple answers possible)		
Value	Label	Cases	Percentage
0	No	1137	99.6%
1	Yes	4	0.4%
<i>Warning: these figures indicate the number of cases found in the data file. They cannot be interpreted as summary statistics of the population of interest.</i>			
# e4_7: A spring/stream/river			
Information	[Type= discrete] [Format=numeric] [Range= 0-2147483624] [Missing=*]		
Statistics [NW/ W]	[Valid=1141 /-] [Invalid=0 /-]		
Pre-question	Water and power supply		
Literal question	E4. You have access to water through: A spring/stream/river?		
Interviewer's instructions	(read) (Multiple answers possible)		
Value	Label	Cases	Percentage
0	No	1140	99.9%
1	Yes	1	0.1%
<i>Warning: these figures indicate the number of cases found in the data file. They cannot be interpreted as summary statistics of the population of interest.</i>			
# e4_8: Other			
Information	[Type= discrete] [Format=numeric] [Range= 0-2147483624] [Missing=*]		
Statistics [NW/ W]	[Valid=1141 /-] [Invalid=0 /-]		
Pre-question	Water and power supply		
Literal question	E4. You have access to water through: Other?		
Interviewer's instructions	(read) (Multiple answers possible)		
Value	Label	Cases	Percentage
0	No	1138	99.7%
1	Yes	3	0.3%
<i>Warning: these figures indicate the number of cases found in the data file. They cannot be interpreted as summary statistics of the population of interest.</i>			

# e4_NR: No answer			
Information	[Type= discrete] [Format=numeric] [Range= 0-2147483624] [Missing=*]		
Statistics [NW/ W]	[Valid=1141 /-] [Invalid=0 /-]		
Pre-question	Water and power supply		
Literal question	E4. You have access to water through: (No answer)		
Interviewer's instructions	(read) (Multiple answers possible)		
Value	Label	Cases	Percentage
0	No	1083	94.9%
1	Yes	58	5.1%
<i>Warning: these figures indicate the number of cases found in the data file. They cannot be interpreted as summary statistics of the population of interest.</i>			
# e5: Do you have electricity			
Information	[Type= discrete] [Format=numeric] [Range= 0-2147483624] [Missing=*]		
Statistics [NW/ W]	[Valid=1135 /-] [Invalid=6 /-]		
Literal question	E5. Do you have electricity?		
Value	Label	Cases	Percentage
0	No	68	6.0%
1	Yes	1067	94.0%
Sysmiss		6	
<i>Warning: these figures indicate the number of cases found in the data file. They cannot be interpreted as summary statistics of the population of interest.</i>			
# e6_1: Gas			
Information	[Type= discrete] [Format=numeric] [Range= 0-2147483624] [Missing=*]		
Statistics [NW/ W]	[Valid=1141 /-] [Invalid=0 /-]		
Pre-question	Fuel		
Literal question	E6. Most of the time, what is the energy used by the household for cooking? Gas		
Interviewer's instructions	(Multiple answers possible)		
Value	Label	Cases	Percentage
0	No	76	6.7%
1	Yes	1065	93.3%
<i>Warning: these figures indicate the number of cases found in the data file. They cannot be interpreted as summary statistics of the population of interest.</i>			
# e6_2: Charcoal			
Information	[Type= discrete] [Format=numeric] [Range= 0-2147483624] [Missing=*]		
Statistics [NW/ W]	[Valid=1141 /-] [Invalid=0 /-]		
Pre-question	Fuel		
Literal question	E6. Most of the time, what is the energy used by the household for cooking? Charcoal		
Interviewer's instructions	(Multiple answers possible)		
Value	Label	Cases	Percentage
0	No	938	82.2%
1	Yes	203	17.8%
<i>Warning: these figures indicate the number of cases found in the data file. They cannot be interpreted as summary statistics of the population of interest.</i>			
# e6_3: Firewood			
Information	[Type= discrete] [Format=numeric] [Range= 0-2147483624] [Missing=*]		









# e6_3: Firewood			
Statistics [NW/ W]		[Valid=1141 /-] [Invalid=0 /-]	
Pre-question		Fuel	
Literal question		E6. Most of the time, what is the energy used by the household for cooking? Firewood	
Interviewer's instructions		(Multiple answers possible)	
Value	Label	Cases	Percentage
0	No	1101	96.5%
1	Yes	40	3.5%
<i>Warning: these figures indicate the number of cases found in the data file. They cannot be interpreted as summary statistics of the population of interest.</i>			
# e6_4: Other			
Information		[Type= discrete] [Format=numeric] [Range= 0-2147483624] [Missing=*]	
Statistics [NW/ W]		[Valid=1141 /-] [Invalid=0 /-]	
Pre-question		Fuel	
Literal question		E6. Most of the time, what is the energy used by the household for cooking? Other	
Interviewer's instructions		(Multiple answers possible)	
Value	Label	Cases	Percentage
0	No	1136	99.6%
1	Yes	5	0.4%
<i>Warning: these figures indicate the number of cases found in the data file. They cannot be interpreted as summary statistics of the population of interest.</i>			
# e6_5: None			
Information		[Type= discrete] [Format=numeric] [Range= 0-2147483624] [Missing=*]	
Statistics [NW/ W]		[Valid=1141 /-] [Invalid=0 /-]	
Pre-question		Fuel	
Literal question		E6. Most of the time, what is the energy used by the household for cooking? None	
Interviewer's instructions		(Multiple answers possible)	
Value	Label	Cases	Percentage
0	No	1131	99.1%
1	Yes	10	0.9%
<i>Warning: these figures indicate the number of cases found in the data file. They cannot be interpreted as summary statistics of the population of interest.</i>			
# e6_NR: No answer			
Information		[Type= discrete] [Format=numeric] [Range= 0-2147483624] [Missing=*]	
Statistics [NW/ W]		[Valid=1141 /-] [Invalid=0 /-]	
Pre-question		Fuel	
Literal question		E6. Most of the time, what is the energy used by the household for cooking? (No answer)	
Interviewer's instructions		(Multiple answers possible)	
Value	Label	Cases	Percentage
0	No	1136	99.6%
1	Yes	5	0.4%
<i>Warning: these figures indicate the number of cases found in the data file. They cannot be interpreted as summary statistics of the population of interest.</i>			

# e7_1: Refrigerator			
Information	[Type= discrete] [Format=numeric] [Range= 0-2147483624] [Missing=*]		
Statistics [NW/ W]	[Valid=1139 /-] [Invalid=2 /-]		
Pre-question	Durable goods		
Literal question	E7. Which of the following items does your household own? Refrigerator/ freezer		
Interviewer's instructions	(read)		
Value	Label	Cases	Percentage
0	No	502	44.1%
1	Yes	637	55.9%
Sysmiss		2	
<i>Warning: these figures indicate the number of cases found in the data file. They cannot be interpreted as summary statistics of the population of interest.</i>			
# e7_2: Stove			
Information	[Type= discrete] [Format=numeric] [Range= 0-2147483624] [Missing=*]		
Statistics [NW/ W]	[Valid=1139 /-] [Invalid=2 /-]		
Pre-question	Durable goods		
Literal question	E7. Which of the following items does your household own? Stove		
Interviewer's instructions	(read)		
Value	Label	Cases	Percentage
0	No	313	27.5%
1	Yes	826	72.5%
Sysmiss		2	
<i>Warning: these figures indicate the number of cases found in the data file. They cannot be interpreted as summary statistics of the population of interest.</i>			
# e7_3: Sewing machine			
Information	[Type= discrete] [Format=numeric] [Range= 0-2147483624] [Missing=*]		
Statistics [NW/ W]	[Valid=1139 /-] [Invalid=2 /-]		
Pre-question	Durable goods		
Literal question	E7. Which of the following items does your household own? Sewing machine		
Interviewer's instructions	(read)		
Value	Label	Cases	Percentage
0	No	1035	90.9%
1	Yes	104	9.1%
Sysmiss		2	
<i>Warning: these figures indicate the number of cases found in the data file. They cannot be interpreted as summary statistics of the population of interest.</i>			
# e7_4: Radio/Hifi system			
Information	[Type= discrete] [Format=numeric] [Range= 0-2147483624] [Missing=*]		
Statistics [NW/ W]	[Valid=1139 /-] [Invalid=2 /-]		
Pre-question	Durable goods		
Literal question	E7. Which of the following items does your household own? Radio/ Hi-fi system		
Interviewer's instructions	(read)		

# e7_4: Radio/Hifi system			
Value	Label	Cases	Percentage
0	No	278	24.4%
1	Yes	861	75.6%
Sysmiss		2	
<i>Warning: these figures indicate the number of cases found in the data file. They cannot be interpreted as summary statistics of the population of interest.</i>			
# e7_5: TV			
Information	[Type= discrete] [Format=numeric] [Range= 0-2147483624] [Missing=*]		
Statistics [NW/ W]	[Valid=1139 /-] [Invalid=2 /-]		
Pre-question	Durable goods		
Literal question	E7. Which of the following items does your household own? TV		
Interviewer's instructions	(read)		
Value	Label	Cases	Percentage
0	No	185	16.2%
1	Yes	954	83.8%
Sysmiss		2	
<i>Warning: these figures indicate the number of cases found in the data file. They cannot be interpreted as summary statistics of the population of interest.</i>			
# e7_6: Cable or satellite			
Information	[Type= discrete] [Format=numeric] [Range= 0-2147483624] [Missing=*]		
Statistics [NW/ W]	[Valid=1139 /-] [Invalid=2 /-]		
Pre-question	Durable goods		
Literal question	E7. Which of the following items does your household own? Cable or satellite		
Interviewer's instructions	(read)		
Value	Label	Cases	Percentage
0	No	933	81.9%
1	Yes	206	18.1%
Sysmiss		2	
<i>Warning: these figures indicate the number of cases found in the data file. They cannot be interpreted as summary statistics of the population of interest.</i>			
# e7_7: Video/DVD player			
Information	[Type= discrete] [Format=numeric] [Range= 0-2147483624] [Missing=*]		
Statistics [NW/ W]	[Valid=1139 /-] [Invalid=2 /-]		
Pre-question	Durable goods		
Literal question	E7. Which of the following items does your household own? Video or DVD player		
Interviewer's instructions	(read)		
Value	Label	Cases	Percentage
0	No	608	53.4%
1	Yes	531	46.6%
Sysmiss		2	
<i>Warning: these figures indicate the number of cases found in the data file. They cannot be interpreted as summary statistics of the population of interest.</i>			
# e7_8: Phone			
Information	[Type= discrete] [Format=numeric] [Range= 0-2147483624] [Missing=*]		

# e7_8: Phone			
Statistics [NW/ W]		[Valid=1139 /-] [Invalid=2 /-]	
Pre-question		Durable goods	
Literal question		E7. Which of the following items does your household own? Phone (fixed or mobile)	
Interviewer's instructions		(read)	
Value	Label	Cases	Percentage
0	No	199	 17.5%
1	Yes	940	 82.5%
Systemiss		2	
<i>Warning: these figures indicate the number of cases found in the data file. They cannot be interpreted as summary statistics of the population of interest.</i>			
# e7_9: Computer			
Information		[Type= discrete] [Format=numeric] [Range= 0-2147483624] [Missing=*]	
Statistics [NW/ W]		[Valid=1139 /-] [Invalid=2 /-]	
Pre-question		Durable goods	
Literal question		E7. Which of the following items does your household own? Computer	
Interviewer's instructions		(read)	
Value	Label	Cases	Percentage
0	No	976	 85.7%
1	Yes	163	 14.3%
Systemiss		2	
<i>Warning: these figures indicate the number of cases found in the data file. They cannot be interpreted as summary statistics of the population of interest.</i>			
# e7_10: Internet			
Information		[Type= discrete] [Format=numeric] [Range= 0-2147483624] [Missing=*]	
Statistics [NW/ W]		[Valid=1139 /-] [Invalid=2 /-]	
Pre-question		Durable goods	
Literal question		E7. Which of the following items does your household own? Internet connection	
Interviewer's instructions		(read)	
Value	Label	Cases	Percentage
0	No	1076	 94.5%
1	Yes	63	 5.5%
Systemiss		2	
<i>Warning: these figures indicate the number of cases found in the data file. They cannot be interpreted as summary statistics of the population of interest.</i>			
# e7_11: Fan			
Information		[Type= discrete] [Format=numeric] [Range= 0-2147483624] [Missing=*]	
Statistics [NW/ W]		[Valid=1139 /-] [Invalid=2 /-]	
Pre-question		Durable goods	
Literal question		E7. Which of the following items does your household own? Fan	
Interviewer's instructions		(read)	
Value	Label	Cases	Percentage
0	No	371	 32.6%

# e7_11: Fan			
Value	Label	Cases	Percentage
1	Yes	768	67.4%
Sysmiss		2	
<i>Warning: these figures indicate the number of cases found in the data file. They cannot be interpreted as summary statistics of the population of interest.</i>			
# e7_12: Air conditioning			
Information	[Type= discrete] [Format=numeric] [Range= 0-2147483624] [Missing=*]		
Statistics [NW/ W]	[Valid=1139 /-] [Invalid=2 /-]		
Pre-question	Durable goods		
Literal question	E7. Which of the following items does your household own? Air conditioning		
Interviewer's instructions	(read)		
Value	Label	Cases	Percentage
0	No	1071	94.0%
1	Yes	68	6.0%
Sysmiss		2	
<i>Warning: these figures indicate the number of cases found in the data file. They cannot be interpreted as summary statistics of the population of interest.</i>			
# e7_13: None			
Information	[Type= discrete] [Format=numeric] [Range= 0-2147483624] [Missing=*]		
Statistics [NW/ W]	[Valid=1139 /-] [Invalid=2 /-]		
Pre-question	Durable goods		
Literal question	E7. Which of the following items does your household own? None		
Interviewer's instructions	(read)		
Value	Label	Cases	Percentage
0	No	1114	97.8%
1	Yes	25	2.2%
Sysmiss		2	
<i>Warning: these figures indicate the number of cases found in the data file. They cannot be interpreted as summary statistics of the population of interest.</i>			
# e8_1: Taxi			
Information	[Type= discrete] [Format=numeric] [Range= 0-2147483624] [Missing=*]		
Statistics [NW/ W]	[Valid=1139 /-] [Invalid=2 /-]		
Literal question	E8. What means of transport does your household own? Taxi		
Interviewer's instructions	(read)		
Value	Label	Cases	Percentage
0	No	1118	98.2%
1	Yes	21	1.8%
Sysmiss		2	
<i>Warning: these figures indicate the number of cases found in the data file. They cannot be interpreted as summary statistics of the population of interest.</i>			
# e8_2: Car			
Information	[Type= discrete] [Format=numeric] [Range= 0-2147483624] [Missing=*]		
Statistics [NW/ W]	[Valid=1139 /-] [Invalid=2 /-]		
Literal question	E8. What means of transport does your household own? Car		

# e8_2: Car			
Interviewer's instructions	(read)		
Value	Label	Cases	Percentage
0	No	963	 84.5%
1	Yes	176	 15.5%
Sysmiss		2	
<i>Warning: these figures indicate the number of cases found in the data file. They cannot be interpreted as summary statistics of the population of interest.</i>			
# e8_3: Motorcycle			
Information	[Type= discrete] [Format=numeric] [Range= 0-2147483624] [Missing=*]		
Statistics [NW/ W]	[Valid=1139 /-] [Invalid=2 /-]		
Literal question	E8. What means of transport does your household own? Motorcycle		
Interviewer's instructions	(read)		
Value	Label	Cases	Percentage
0	No	1063	 93.3%
1	Yes	76	 6.7%
Sysmiss		2	
<i>Warning: these figures indicate the number of cases found in the data file. They cannot be interpreted as summary statistics of the population of interest.</i>			
# e8_4: Bicycle			
Information	[Type= discrete] [Format=numeric] [Range= 0-2147483624] [Missing=*]		
Statistics [NW/ W]	[Valid=1139 /-] [Invalid=2 /-]		
Literal question	E8. What means of transport does your household own? Bicycle		
Interviewer's instructions	(read)		
Value	Label	Cases	Percentage
0	No	1093	 96.0%
1	Yes	46	 4.0%
Sysmiss		2	
<i>Warning: these figures indicate the number of cases found in the data file. They cannot be interpreted as summary statistics of the population of interest.</i>			
# e8_5: Cart			
Information	[Type= discrete] [Format=numeric] [Range= 0-2147483624] [Missing=*]		
Statistics [NW/ W]	[Valid=1139 /-] [Invalid=2 /-]		
Literal question	E8. What means of transport does your household own? Cart		
Interviewer's instructions	(read)		
Value	Label	Cases	Percentage
0	No	1131	 99.3%
1	Yes	8	 0.7%
Sysmiss		2	
<i>Warning: these figures indicate the number of cases found in the data file. They cannot be interpreted as summary statistics of the population of interest.</i>			
# e8_6: Tractor			
Information	[Type= discrete] [Format=numeric] [Range= 0-2147483624] [Missing=*]		
Statistics [NW/ W]	[Valid=1139 /-] [Invalid=2 /-]		
Literal question	E8. What means of transport does your household own?		

# e8_6: Tractor			
		Tractor	
Interviewer's instructions		(read)	
Value	Label	Cases	Percentage
0	No	1139	100.0%
1	Yes	0	
Sysmiss		2	
<i>Warning: these figures indicate the number of cases found in the data file. They cannot be interpreted as summary statistics of the population of interest.</i>			
# e8_7: Pirogue			
Information		[Type= discrete] [Format=numeric] [Range= 0-2147483624] [Missing=*]	
Statistics [NW/ W]		[Valid=1139 /-] [Invalid=2 /-]	
Literal question		E8. What means of transport does your household own? Pirogue	
Interviewer's instructions		(read)	
Value	Label	Cases	Percentage
0	No	1130	99.2%
1	Yes	9	0.8%
Sysmiss		2	
<i>Warning: these figures indicate the number of cases found in the data file. They cannot be interpreted as summary statistics of the population of interest.</i>			
# e8_8: None			
Information		[Type= discrete] [Format=numeric] [Range= 0-2147483624] [Missing=*]	
Statistics [NW/ W]		[Valid=1139 /-] [Invalid=2 /-]	
Literal question		E8. What means of transport does your household own? None	
Interviewer's instructions		(read)	
Value	Label	Cases	Percentage
0	No	305	26.8%
1	Yes	834	73.2%
Sysmiss		2	
<i>Warning: these figures indicate the number of cases found in the data file. They cannot be interpreted as summary statistics of the population of interest.</i>			
# e9_annee: Since which year have you been living in this dwelling (HH head)			
Information		[Type= discrete] [Format=numeric] [Range= 1930-2147483624] [Missing=*]	
Statistics [NW/ W]		[Valid=1043 /-] [Invalid=98 /-]	
Pre-question		"To come back to your dwelling..."	
Literal question		E9. How long have you been living in this dwelling? Which year	
Interviewer's instructions		(repeat question to obtain a date)	
Value	Label	Cases	Percentage
1930		1	0.1%
1931		1	0.1%
1935		1	0.1%
1936		1	0.1%
1937		1	0.1%
1938		1	0.1%
1940		1	0.1%

e9_annee: Since which year have you been living in this dwelling (HH head)

Value	Label	Cases	Percentage
1941		1	0.1%
1942		1	0.1%
1943		1	0.1%
1946		1	0.1%
1947		2	0.2%
1948		6	0.6%
1949		2	0.2%
1950		1	0.1%
1951		1	0.1%
1952		3	0.3%
1953		1	0.1%
1954		1	0.1%
1955		1	0.1%
1956		1	0.1%
1957		2	0.2%
1958		8	0.8%
1959		2	0.2%
1960		12	1.2%
1961		5	0.5%
1962		3	0.3%
1963		11	1.1%
1964		4	0.4%
1965		5	0.5%
1966		8	0.8%
1967		5	0.5%
1968		17	1.6%
1969		7	0.7%
1970		12	1.2%
1971		13	1.2%
1972		16	1.5%
1973		15	1.4%
1974		10	1.0%
1975		12	1.2%
1976		16	1.5%
1977		4	0.4%
1978		33	3.2%
1979		8	0.8%
1980		20	1.9%
1981		16	1.5%
1982		25	2.4%
1983		21	2.0%
1984		10	1.0%
1985		16	1.5%
1986		17	1.6%
1987		12	1.2%

e9_annee: Since which year have you been living in this dwelling (HH head)

Value	Label	Cases	Percentage
1988		14	1.3%
1989		13	1.2%
1990		20	1.9%
1991		12	1.2%
1992		16	1.5%
1993		23	2.2%
1994		17	1.6%
1995		13	1.2%
1996		26	2.5%
1997		19	1.8%
1998		50	4.8%
1999		32	3.1%
2000		49	4.7%
2001		41	3.9%
2002		41	3.9%
2003		37	3.5%
2004		43	4.1%
2005		50	4.8%
2006		54	5.2%
2007		69	6.6%
2008		9	0.9%
Sysmiss		98	

Warning: these figures indicate the number of cases found in the data file. They cannot be interpreted as summary statistics of the population of interest.

e9_nban: Since how many years have you been living in this dwelling (HH head)

Information	[Type= discrete] [Format=numeric] [Range= 0-78] [Missing=*]
Statistics [NW/ W]	[Valid=1043 /-] [Invalid=98 /-] [Mean=18.076 /-] [StdDev=15.481 /-]
Pre-question	"To come back to your dwelling..."
Literal question	E9. How long have you been living in this dwelling? How many years
Interviewer's instructions	(repeat question to obtain a date)

Value	Label	Cases	Percentage
0		8	0.8%
1		69	6.6%
2		54	5.2%
3		50	4.8%
4		43	4.1%
5		37	3.5%
6		41	3.9%
7		41	3.9%
8		50	4.8%
9		32	3.1%
10		50	4.8%
11		19	1.8%
12		26	2.5%

e9_nban: Since how many years have you been living in this dwelling (HH head)

Value	Label	Cases	Percentage
13		13	1.2%
14		17	1.6%
15		23	2.2%
16		16	1.5%
17		12	1.2%
18		20	1.9%
19		13	1.2%
20		14	1.3%
21		12	1.2%
22		17	1.6%
23		16	1.5%
24		10	1.0%
25		21	2.0%
26		25	2.4%
27		16	1.5%
28		20	1.9%
29		8	0.8%
30		33	3.2%
31		4	0.4%
32		16	1.5%
33		12	1.2%
34		10	1.0%
35		15	1.4%
36		16	1.5%
37		13	1.2%
38		12	1.2%
39		7	0.7%
40		17	1.6%
41		5	0.5%
42		8	0.8%
43		5	0.5%
44		4	0.4%
45		11	1.1%
46		3	0.3%
47		5	0.5%
48		12	1.2%
49		2	0.2%
50		8	0.8%
51		2	0.2%
52		1	0.1%
53		1	0.1%
54		1	0.1%
55		1	0.1%
56		3	0.3%
57		1	0.1%

# e9_nban: Since how many years have you been living in this dwelling (HH head)			
Value	Label	Cases	Percentage
58		1	0.1%
59		2	0.2%
60		6	0.6%
61		2	0.2%
62		1	0.1%
65		1	0.1%
66		1	0.1%
67		1	0.1%
68		1	0.1%
70		1	0.1%
71		1	0.1%
72		1	0.1%
73		1	0.1%
77		1	0.1%
78		1	0.1%
Sysmiss		98	
<i>Warning: these figures indicate the number of cases found in the data file. They cannot be interpreted as summary statistics of the population of interest.</i>			
# e9_l: E9: plain text answers (HH head)			
Information	[Type= discrete] [Format=character] [Missing=*]		
Statistics [NW/ W]	[Valid=1141 /-] [Invalid=0 /-]		
Pre-question	"To come back to your dwelling..."		
Literal question	E9. How long have you been living in this dwelling? Or in plain text:		
Interviewer's instructions	(repeat question to obtain a date)		
Value	Label	Cases	Percentage
+ 10 ans		7	0.6%
+ 2 ans		2	0.2%
+ 20 ans		8	0.7%
+ 30 ans		18	1.6%
+ 4 ans		1	0.1%
+ 40 ans		9	0.8%
+ 5 ans		2	0.2%
+ 50 ans		11	1.0%
+ de 40 ans		1	0.1%
.		1057	92.6%
1 mois		2	0.2%
2 mois		1	0.1%
3 mois		1	0.1%
4 mois		1	0.1%
5 mois		1	0.1%
6 mois		1	0.1%
7 mois		1	0.1%
Depuis toujours		11	1.0%
Ne sait pas		2	0.2%

# e9_l: E9: plain text answers (HH head)			
Value	Label	Cases	Percentage
Non reponse		4	0.4%
<i>Warning: these figures indicate the number of cases found in the data file. They cannot be interpreted as summary statistics of the population of interest.</i>			
# e10: Are you? (HH head)			
Information	[Type= discrete] [Format=numeric] [Range= 1-2147483624] [Missing=*]		
Statistics [NW/ W]	[Valid=1139 /-] [Invalid=2 /-]		
Pre-question	Occupancy status of the household head		
Literal question	E10. Are you/ Is the head of the household:		
Post-question	If e10 in 4 => Go to e12_num (E12) If e10 in 5, 6, 7 => Go to e14 (E14)		
Interviewer's instructions	(read)		
Value	Label	Cases	Percentage
1	Tenant	339	29.8%
2	Co tenant	63	5.5%
3	Housed by the employer	6	0.5%
4	Housed for free	67	5.9%
5	Owner	579	50.8%
6	Leaseholder	2	0.2%
7	In a family house or compound	83	7.3%
Sysmiss		2	
<i>Warning: these figures indicate the number of cases found in the data file. They cannot be interpreted as summary statistics of the population of interest.</i>			
# e11: Does or did your owner live abroad?			
Information	[Type= discrete] [Format=numeric] [Range= 0-1] [Missing=*]		
Statistics [NW/ W]	[Valid=293 /-] [Invalid=848 /-]		
Universe	If e10 in 1, 2, 3		
Literal question	E11. Does or did your landlord live abroad?		
Post-question	Go to e22b (E22b)		
Value	Label	Cases	Percentage
0	No	172	58.7%
1	Yes	121	41.3%
Sysmiss		848	
<i>Warning: these figures indicate the number of cases found in the data file. They cannot be interpreted as summary statistics of the population of interest.</i>			
# e12_num: Who lodge you? Person ID			
Information	[Type= discrete] [Format=numeric] [Range= 0-2147483624] [Missing=*]		
Statistics [NW/ W]	[Valid=26 /-] [Invalid=1115 /-]		
Universe	If e10 in 4		
Literal question	E12. Who is providing housing for you? If in the household, Person ID		
Value	Label	Cases	Percentage
0		1	3.8%
1		6	23.1%
2		3	11.5%
3		2	7.7%

e12_num: Who lodge you? Person ID

Value	Label	Cases	Percentage
4		2	7.7%
6		2	7.7%
7		2	7.7%
8		1	3.8%
9		1	3.8%
11		1	3.8%
12		2	7.7%
13		1	3.8%
14		1	3.8%
17		1	3.8%
Sysmiss		1115	

Warning: these figures indicate the number of cases found in the data file. They cannot be interpreted as summary statistics of the population of interest.







e12_l: Who lodge you? Plain text answers

Information	[Type= discrete] [Format=character] [Missing=*]
Statistics [NW/ W]	[Valid=1141 /-] [Invalid=0 /-]
Universe	If e10 in 4
Literal question	E12. Who is providing housing for you? Relationship in plain text

Value	Label	Cases	Percentage
.		1074	94.1%
1		1	0.1%
8		1	0.1%
AMI		1	0.1%
BEAU FRERE		3	0.3%
BEAU PERE		1	0.1%
BELLE MERE		1	0.1%
COMITE NATIONAL DE GESTION DES COURSES HIPPIQUES		1	0.1%
COUSIN		6	0.5%
FILLE DU CM		1	0.1%
FRERE		9	0.8%
FRERE DU CM		3	0.3%
FRERE DU PROPRIETAIRE		1	0.1%
GRAND MERE		1	0.1%
IL VIT AILLEURS		1	0.1%
MARABOUT		1	0.1%
MARI		4	0.4%
MERE		4	0.4%
NEVEU		2	0.2%
Non reponse		9	0.8%
ONCLE		3	0.3%

# e12_l: Who lodge you? Plain text answers			
Value	Label	Cases	Percentage
ONCLE DU CM		1	0.1%
PARENT DU PROPRIETAIRE		1	0.1%
PATRON		1	0.1%
PERE DU CM		1	0.1%
PROPRIETAIRE		2	0.2%
SANS LIEN		1	0.1%
SOEUR		3	0.3%
SOEUR DU CM		1	0.1%
TANTE		1	0.1%
VOISIN		1	0.1%
<i>Warning: these figures indicate the number of cases found in the data file. They cannot be interpreted as summary statistics of the population of interest.</i>			
# e13: Did your lodger already live abroad?			
Information	[Type= discrete] [Format=numeric] [Range= 0-1] [Missing=*]		
Statistics [NW/ W]	[Valid=63 /-] [Invalid=1078 /-]		
Universe	If e10 in 4		
Literal question	E13. Does or did the person who provides housing for you live abroad?		
Value	Label	Cases	Percentage
0	No	31	49.2%
1	Yes	32	50.8%
Sysmiss		1078	
<i>Warning: these figures indicate the number of cases found in the data file. They cannot be interpreted as summary statistics of the population of interest.</i>			
# e14: Building the dwelling			
Information	[Type= discrete] [Format=numeric] [Range= 0-1] [Missing=*]		
Statistics [NW/ W]	[Valid=698 /-] [Invalid=443 /-]		
Universe	If e10 in 4, 5, 6, 7		
Pre-question	Purchase Owners and other knowledgeable household members Contruction		
Literal question	E14. Did the owner/you build this dwelling him/herself/yourself?		
Post-question	If e14 in 0 => Go to e17 (E17)		
Interviewer's instructions	(Read)		
Value	Label	Cases	Percentage
0	No	249	35.7%
1	Yes	449	64.3%
Sysmiss		443	
<i>Warning: these figures indicate the number of cases found in the data file. They cannot be interpreted as summary statistics of the population of interest.</i>			
# e15: Kind of financement for the plot			
Information	[Type= discrete] [Format=numeric] [Range= 1-2147483624] [Missing=*]		
Statistics [NW/ W]	[Valid=456 /-] [Invalid=685 /-]		
Universe	If e10 in 4, 5, 6, 7 If e14 not in 0		

# e15: Kind of financement for the plot			
Pre-question	Financing of the plot		
Literal question	E15. Has the plot been paid for, in part at least, with money earned abroad? Yes/ No		
Post-question	If e15 not in 2 => Go to e17 (E17)		
Interviewer's instructions	(read) (multiple answers possible)		
Value	Label	Cases	Percentage
1	No	361	79.2%
2	Yes	95	20.8%
Sysmiss		685	
<i>Warning: these figures indicate the number of cases found in the data file. They cannot be interpreted as summary statistics of the population of interest.</i>			

# e15_a: Plot: financment from Africa			
Information	[Type= discrete] [Format=numeric] [Range= 0-2147483624] [Missing=*]		
Statistics [NW/ W]	[Valid=95 /-] [Invalid=1046 /-]		
Universe	If e10 in 4, 5, 6, 7 If e14 not in 0 If e15 in 2		
Pre-question	Financing of the plot		
Literal question	E15. Has the plot been paid for, in part at least, with money earned abroad? In another country in Africa		
Interviewer's instructions	(read) (multiple answers possible)		
Value	Label	Cases	Percentage
0	No	72	 75.8%
1	Yes	23	 24.2%
Sysmiss		1046	
<i>Warning: these figures indicate the number of cases found in the data file. They cannot be interpreted as summary statistics of the population of interest.</i>			
# e15_b: Plot: financment from Europe			
Information	[Type= discrete] [Format=numeric] [Range= 0-2147483624] [Missing=*]		
Statistics [NW/ W]	[Valid=95 /-] [Invalid=1046 /-]		
Universe	If e10 in 4, 5, 6, 7 If e14 not in 0 If e15 in 2		
Pre-question	Financing of the plot		
Literal question	E15. Has the plot been paid for, in part at least, with money earned abroad? In Europe		
Interviewer's instructions	(read) (multiple answers possible)		
Value	Label	Cases	Percentage
0	No	30	 31.6%
1	Yes	65	 68.4%
Sysmiss		1046	
<i>Warning: these figures indicate the number of cases found in the data file. They cannot be interpreted as summary statistics of the population of interest.</i>			
# e15_c: Plot: financment from another country			
Information	[Type= discrete] [Format=numeric] [Range= 0-2147483624] [Missing=*]		
Statistics [NW/ W]	[Valid=95 /-] [Invalid=1046 /-]		
Universe	If e10 in 4, 5, 6, 7 If e14 not in 0 If e15 in 2		
Pre-question	Financing of the plot		
Literal question	E15. Has the plot been paid for, in part at least, with money earned abroad? In another country		
Interviewer's instructions	(read) (multiple answers possible)		
Value	Label	Cases	Percentage
0	No	85	 89.5%
1	Yes	10	 10.5%
Sysmiss		1046	
<i>Warning: these figures indicate the number of cases found in the data file. They cannot be interpreted as summary statistics of the population of interest.</i>			

# e16: This money for the plot has been earned by	
Information	[Type= discrete] [Format=numeric] [Range= 1-2147483624] [Missing=*]
Statistics [NW/ W]	[Valid=93 /-] [Invalid=1048 /-]
Universe	If e10 in 4, 5, 6, 7 If e14 not in 0 If e15 in 2
Literal question	E16. Has this money been earned by... : Who
Interviewer's instructions	(read)

Value	Label	Cases	Percentage
1	The household head	27	29.0%
2	A person we already talked about	48	51.6%
3	Somebody else	18	19.4%
Sysmiss		1048	

Warning: these figures indicate the number of cases found in the data file. They cannot be interpreted as summary statistics of the population of interest.

# e16_num1: 1st person ID who earned this money for the plot	
Information	[Type= discrete] [Format=numeric] [Range= 2-2147483624] [Missing=*]
Statistics [NW/ W]	[Valid=47 /-] [Invalid=1094 /-]
Universe	If e10 in 4, 5, 6, 7 If e14 not in 0 If e15 in 2
Literal question	E16. Has this money been earned by... : If "A person we already talked about" => Note the person ID (1st)
Interviewer's instructions	(read)

Value	Label	Cases	Percentage
2		2	4.3%
3		2	4.3%
5		2	4.3%
6		6	12.8%
7		1	2.1%
8		5	10.6%
9		6	12.8%
10		3	6.4%
11		2	4.3%
12		6	12.8%
13		3	6.4%
14		1	2.1%
15		1	2.1%
17		2	4.3%
18		1	2.1%
19		1	2.1%
20		1	2.1%
21		1	2.1%
23		1	2.1%
Sysmiss		1094	

Warning: these figures indicate the number of cases found in the data file. They cannot be interpreted as summary statistics of the population of interest.

# e16_num2: 2nd person ID who earned this money for the plot			
Information	[Type= discrete] [Format=numeric] [Range= 8-2147483624] [Missing=*]		
Statistics [NW/ W]	[Valid=1 /-] [Invalid=1140 /-]		
Universe	If e10 in 4, 5, 6, 7 If e14 not in 0 If e15 in 2		
Literal question	E16. Has this money been earned by... : If "A person we already talked about" => Note the person ID (2nd)		
Interviewer's instructions	(read)		
Value	Label	Cases	Percentage
8		1	100.0%
Sysmiss		1140	
<i>Warning: these figures indicate the number of cases found in the data file. They cannot be interpreted as summary statistics of the population of interest.</i>			
# e17: Kind of financemnt for the house			
Information	[Type= discrete] [Format=numeric] [Range= 1-2147483624] [Missing=*]		
Statistics [NW/ W]	[Valid=701 /-] [Invalid=440 /-]		
Universe	If e10 in 4, 5, 6, 7		
Pre-question	Financing of the dwelling		
Literal question	E17. Has this dwelling (purchase or construction) been paid for, in part at least, with money earned abroad? Yes/ No		
Post-question	If e17 not in 2 => Go to e19_1 (E19)		
Interviewer's instructions	(read) (multiple answers possible)		
Value	Label	Cases	Percentage
1	No	574	81.9%
2	Yes	127	18.1%
Sysmiss		440	
<i>Warning: these figures indicate the number of cases found in the data file. They cannot be interpreted as summary statistics of the population of interest.</i>			
# e17_a: House: financemnt from Africa			
Information	[Type= discrete] [Format=numeric] [Range= 0-2147483624] [Missing=*]		
Statistics [NW/ W]	[Valid=127 /-] [Invalid=1014 /-]		
Universe	If e10 in 4, 5, 6, 7 If e17 in 2		
Pre-question	Financing of the dwelling		
Literal question	E17. Has this dwelling (purchase or construction) been paid for, in part at least, with money earned abroad? In another country in Africa		
Interviewer's instructions	(read) (multiple answers possible)		
Value	Label	Cases	Percentage
0	No	92	72.4%
1	Yes	35	27.6%
Sysmiss		1014	
<i>Warning: these figures indicate the number of cases found in the data file. They cannot be interpreted as summary statistics of the population of interest.</i>			
# e17_b: House: financemnt from Europe			
Information	[Type= discrete] [Format=numeric] [Range= 0-2147483624] [Missing=*]		
Statistics [NW/ W]	[Valid=127 /-] [Invalid=1014 /-]		
Universe	If e10 in 4, 5, 6, 7		

# e17_b: House: financment from Europe			
	If e17 in 2		
Pre-question	Financing of the dwelling		
Literal question	E17. Has this dwelling (purchase or construction) been paid for, in part at least, with money earned abroad? In Europe		
Interviewer's instructions	(read) (multiple answers possible)		
Value	Label	Cases	Percentage
0	No	47	37.0%
1	Yes	80	63.0%
Sysmiss		1014	
<i>Warning: these figures indicate the number of cases found in the data file. They cannot be interpreted as summary statistics of the population of interest.</i>			
# e17_c: House: financment from another country			
Information	[Type= discrete] [Format=numeric] [Range= 0-2147483624] [Missing=*]		
Statistics [NW/ W]	[Valid=127 /-] [Invalid=1014 /-]		
Universe	If e10 in 4, 5, 6, 7 If e17 in 2		
Pre-question	Financing of the dwelling		
Literal question	E17. Has this dwelling (purchase or construction) been paid for, in part at least, with money earned abroad? In another country		
Interviewer's instructions	(read) (multiple answers possible)		
Value	Label	Cases	Percentage
0	No	110	86.6%
1	Yes	17	13.4%
Sysmiss		1014	
<i>Warning: these figures indicate the number of cases found in the data file. They cannot be interpreted as summary statistics of the population of interest.</i>			
# e18: This money for the house has been earned by			
Information	[Type= discrete] [Format=numeric] [Range= 1-2147483624] [Missing=*]		
Statistics [NW/ W]	[Valid=124 /-] [Invalid=1017 /-]		
Universe	If e10 in 4, 5, 6, 7 If e17 in 2		
Literal question	E18. Has this money been earned by... Who		
Interviewer's instructions	(read)		
Value	Label	Cases	Percentage
1	The household head	38	30.6%
2	A person we already talked about	63	50.8%
3	Somebody else	23	18.5%
Sysmiss		1017	
<i>Warning: these figures indicate the number of cases found in the data file. They cannot be interpreted as summary statistics of the population of interest.</i>			
# e18_num1: 1st person ID who earned this money for the house			
Information	[Type= discrete] [Format=numeric] [Range= 1-2147483624] [Missing=*]		
Statistics [NW/ W]	[Valid=61 /-] [Invalid=1080 /-]		
Universe	If e10 in 4, 5, 6, 7 If e17 in 2		
Literal question	E18. Has this money been earned by... If "A person we already talked about" => Note the person ID (1st)		

e18_num1: 1st person ID who earned this money for the house

Interviewer's instructions		(read)	
Value	Label	Cases	Percentage
1		2	3.3%
2		1	1.6%
3		1	1.6%
4		2	3.3%
5		3	4.9%
6		6	9.8%
7		2	3.3%
8		6	9.8%
9		7	11.5%
10		6	9.8%
11		2	3.3%
12		6	9.8%
13		4	6.6%
14		1	1.6%
15		2	3.3%
16		1	1.6%
17		2	3.3%
18		1	1.6%
19		1	1.6%
20		1	1.6%
21		2	3.3%
22		1	1.6%
23		1	1.6%
Sysmiss		1080	

Warning: these figures indicate the number of cases found in the data file. They cannot be interpreted as summary statistics of the population of interest.

e18_num2: 2nd person ID who earned this money for the house

Information	[Type= discrete] [Format=numeric] [Range= 20-2147483624] [Missing=*]		
Statistics [NW/ W]	[Valid=1 /-] [Invalid=1140 /-]		
Universe	If e10 in 4, 5, 6, 7 If e17 in 2		
Literal question	E18. Has this money been earned by... If "A person we already talked about" => Note the person ID (2nd)		
Interviewer's instructions	(read)		
Value	Label	Cases	Percentage
20		1	100.0%
Sysmiss		1140	

Warning: these figures indicate the number of cases found in the data file. They cannot be interpreted as summary statistics of the population of interest.

e19_1: Dwelling modified by... Outside refurbishments

Information	[Type= discrete] [Format=numeric] [Range= 0-1] [Missing=*]
Statistics [NW/ W]	[Valid=704 /-] [Invalid=437 /-]
Universe	If e10 in 4, 5, 6, 7
Pre-question	Rebuilding and modifications

# e19_1: Dwelling modified by... Outside refurbishments			
	Nature of the rebuilding		
Literal question	E19. Have you modified this dwelling since you moved in by... Making outside refurbishments		
Value	Label	Cases	Percentage
0	No	424	60.2%
1	Yes	280	39.8%
Sysmiss		437	
<i>Warning: these figures indicate the number of cases found in the data file. They cannot be interpreted as summary statistics of the population of interest.</i>			
# e19_2: Dwelling modified by... Additional floor			
Information	[Type= discrete] [Format=numeric] [Range= 0-1] [Missing=*]		
Statistics [NW/ W]	[Valid=695 /-] [Invalid=446 /-]		
Universe	If e10 in 4, 5, 6, 7		
Pre-question	Rebuilding and modifications Nature of the rebuilding		
Literal question	E19. Have you modified this dwelling since you moved in by... Constructing an additional floor		
Value	Label	Cases	Percentage
0	No	582	83.7%
1	Yes	113	16.3%
Sysmiss		446	
<i>Warning: these figures indicate the number of cases found in the data file. They cannot be interpreted as summary statistics of the population of interest.</i>			
# e19_3: Dwelling modified by... Adding a room on the ground floor			
Information	[Type= discrete] [Format=numeric] [Range= 0-1] [Missing=*]		
Statistics [NW/ W]	[Valid=696 /-] [Invalid=445 /-]		
Universe	If e10 in 4, 5, 6, 7		
Pre-question	Rebuilding and modifications Nature of the rebuilding		
Literal question	E19. Have you modified this dwelling since you moved in by... Adding a room on the ground floor		
Value	Label	Cases	Percentage
0	No	511	73.4%
1	Yes	185	26.6%
Sysmiss		445	
<i>Warning: these figures indicate the number of cases found in the data file. They cannot be interpreted as summary statistics of the population of interest.</i>			
# e19_4: Dwelling modified by... Other			
Information	[Type= discrete] [Format=numeric] [Range= 0-1] [Missing=*]		
Statistics [NW/ W]	[Valid=721 /-] [Invalid=420 /-]		
Universe	If e10 in 4, 5, 6, 7		
Pre-question	Rebuilding and modifications Nature of the rebuilding		
Literal question	E19. Have you modified this dwelling since you moved in by... Other types of construction or renovation work		

e19_4: Dwelling modified by... Other

Value	Label	Cases	Percentage
0	No	292	40.5%
1	Yes	429	59.5%
Sysmiss		420	

Warning: these figures indicate the number of cases found in the data file. They cannot be interpreted as summary statistics of the population of interest.

e20: Kind of financemnt for the modifications

Information	[Type= discrete] [Format=numeric] [Range= 1-2147483624] [Missing=*]
Statistics [NW/ W]	[Valid=482 /-] [Invalid=659 /-]
Universe	If e10 in 4, 5, 6, 7 If e19_1 OR e19_2 OR e19_3 OR e19_4 in 1
Literal question	E20. Have these modifications been paid for with money earned abroad? Yes/ No
Post-question	If e20 not in 2 => Go to e22a (E22a)
Interviewer's instructions	(read) (multiple answers possible)

Value	Label	Cases	Percentage
1	No	376	78.0%
2	Yes	106	22.0%
Sysmiss		659	

Warning: these figures indicate the number of cases found in the data file. They cannot be interpreted as summary statistics of the population of interest.

e20_a: Modifications: financemnt from Africa

Information	[Type= discrete] [Format=numeric] [Range= 0-2147483624] [Missing=*]
Statistics [NW/ W]	[Valid=106 /-] [Invalid=1035 /-]
Universe	If e10 in 4, 5, 6, 7 If e19_1 OR e19_2 OR e19_3 OR e19_4 in 1 If e20 in 2
Literal question	E20. Have these modifications been paid for with money earned abroad? In another country in Africa
Interviewer's instructions	(read) (multiple answers possible)

Value	Label	Cases	Percentage
0	No	78	73.6%
1	Yes	28	26.4%
Sysmiss		1035	

Warning: these figures indicate the number of cases found in the data file. They cannot be interpreted as summary statistics of the population of interest.

e20_b: Modifications: financemnt from Europe

Information	[Type= discrete] [Format=numeric] [Range= 0-2147483624] [Missing=*]
Statistics [NW/ W]	[Valid=106 /-] [Invalid=1035 /-]
Universe	If e10 in 4, 5, 6, 7 If e19_1 OR e19_2 OR e19_3 OR e19_4 in 1 If e20 in 2
Literal question	E20. Have these modifications been paid for with money earned abroad? In Europe
Interviewer's instructions	(read) (multiple answers possible)

Value	Label	Cases	Percentage
0	No	36	34.0%
1	Yes	70	66.0%

# e20_b: Modifications: financement from Europe			
Value	Label	Cases	Percentage
Sysmiss		1035	
<i>Warning: these figures indicate the number of cases found in the data file. They cannot be interpreted as summary statistics of the population of interest.</i>			
# e20_c: Modifications: financement from another country			
Information	[Type= discrete] [Format=numeric] [Range= 0-2147483624] [Missing=*]		
Statistics [NW/ W]	[Valid=106 /-] [Invalid=1035 /-]		
Universe	If e10 in 4, 5, 6, 7 If e19_1 OR e19_2 OR e19_3 OR e19_4 in 1 If e20 in 2		
Literal question	E20. Have these modifications been paid for with money earned abroad? In another country		
Interviewer's instructions	(read) (multiple answers possible)		
Value	Label	Cases	Percentage
0	No	86	81.1%
1	Yes	20	18.9%
Sysmiss		1035	
<i>Warning: these figures indicate the number of cases found in the data file. They cannot be interpreted as summary statistics of the population of interest.</i>			
# e21: This money for the modifications has been earned by			
Information	[Type= discrete] [Format=numeric] [Range= 1-2147483624] [Missing=*]		
Statistics [NW/ W]	[Valid=101 /-] [Invalid=1040 /-]		
Universe	If e10 in 4, 5, 6, 7 If e19_1 OR e19_2 OR e19_3 OR e19_4 in 1 If e20 in 2		
Literal question	E21. Has this money been earned by... Who		
Interviewer's instructions	(read)		
Value	Label	Cases	Percentage
1	The household head	23	22.8%
2	A person we already talked about	70	69.3%
3	Somebody else	8	7.9%
Sysmiss		1040	
<i>Warning: these figures indicate the number of cases found in the data file. They cannot be interpreted as summary statistics of the population of interest.</i>			
# e21_num1: 1st person ID who earned this money for the modifications			
Information	[Type= discrete] [Format=numeric] [Range= 1-2147483624] [Missing=*]		
Statistics [NW/ W]	[Valid=69 /-] [Invalid=1072 /-]		
Universe	If e10 in 4, 5, 6, 7 If e19_1 OR e19_2 OR e19_3 OR e19_4 in 1 If e20 in 2		
Literal question	E21. Has this money been earned by... If "A person we already talked about" => Note the person ID (1st)		
Interviewer's instructions	(read)		
Value	Label	Cases	Percentage
1		1	1.4%
2		1	1.4%
3		2	2.9%

e21_num1: 1st person ID who earned this money for the modifications

Value	Label	Cases	Percentage
6		7	10.1%
7		5	7.2%
8		7	10.1%
9		5	7.2%
10		6	8.7%
11		4	5.8%
12		11	15.9%
13		4	5.8%
15		1	1.4%
16		2	2.9%
17		2	2.9%
18		2	2.9%
20		1	1.4%
21		2	2.9%
22		1	1.4%
23		3	4.3%
24		1	1.4%
28		1	1.4%
Sysmiss		1072	

Warning: these figures indicate the number of cases found in the data file. They cannot be interpreted as summary statistics of the population of interest.

e21_num2: 2nd person ID who earned this money for the modifications

Information	[Type= discrete] [Format=numeric] [Range= 3-2147483624] [Missing=*]
Statistics [NW/ W]	[Valid=9 /-] [Invalid=1132 /-]
Universe	If e10 in 4, 5, 6, 7 If e19_1 OR e19_2 OR e19_3 OR e19_4 in 1 If e20 in 2
Literal question	E21. Has this money been earned by... If "A person we already talked about" => Note the person ID (2nd)
Interviewer's instructions	(read)

Value	Label	Cases	Percentage
3		1	11.1%
8		1	11.1%
11		1	11.1%
12		2	22.2%
14		1	11.1%
15		1	11.1%
24		1	11.1%
25		1	11.1%
Sysmiss		1132	

Warning: these figures indicate the number of cases found in the data file. They cannot be interpreted as summary statistics of the population of interest.

e21_num3: 3rd person ID who earned this money for the modifications

Information	[Type= discrete] [Format=numeric] [Range= 2-2147483624] [Missing=*]
Statistics [NW/ W]	[Valid=5 /-] [Invalid=1136 /-]
Universe	If e10 in 4, 5, 6, 7 If e19_1 OR e19_2 OR e19_3 OR e19_4 in 1

# e21_num3: 3rd person ID who earned this money for the modifications			
	If e20 in 2		
Literal question	E21. Has this money been earned by... If "A person we already talked about" => Note the person ID (3rd)		
Interviewer's instructions	(read)		
Value	Label	Cases	Percentage
2		1	20.0%
13		2	40.0%
15		1	20.0%
25		1	20.0%
Sysmiss		1136	
<i>Warning: these figures indicate the number of cases found in the data file. They cannot be interpreted as summary statistics of the population of interest.</i>			
# e22a: Do you own other plots			
Information	[Type= discrete] [Format=numeric] [Range= 0-1] [Missing=*]		
Statistics [NW/ W]	[Valid=725 /-] [Invalid=416 /-]		
Universe	If e10 in 4, 5, 6, 7		
Literal question	E22a. Are you / is the household head owner of other plots of land?		
Post-question	If e22a in 0 => Go to e28 (E28)		
Value	Label	Cases	Percentage
0	No	584	80.6%
1	Yes	141	19.4%
Sysmiss		416	
<i>Warning: these figures indicate the number of cases found in the data file. They cannot be interpreted as summary statistics of the population of interest.</i>			
# e22b: Do you own plots			
Information	[Type= discrete] [Format=numeric] [Range= 0-1] [Missing=*]		
Statistics [NW/ W]	[Valid=542 /-] [Invalid=599 /-]		
Universe	If e22a not in 0		
Pre-question	Other plot(s) of land		
Literal question	E22b. Are you / is the household head owner of plots of land?		
Post-question	If e22b in 0 => Go to e28 (E28)		
Value	Label	Cases	Percentage
0	No	314	57.9%
1	Yes	228	42.1%
Sysmiss		599	
<i>Warning: these figures indicate the number of cases found in the data file. They cannot be interpreted as summary statistics of the population of interest.</i>			
# e23: How many plots do you have?			
Information	[Type= continuous] [Format=numeric] [Range= 1-2147483624] [Missing=*]		
Statistics [NW/ W]	[Valid=221 /-] [Invalid=920 /-] [Mean=1.516 /-] [StdDev=1.518 /-]		
Universe	If e22a not in 0 If e22b in 1		
Literal question	E23. How many plots do you own in total?		
Value	Label	Cases	Percentage
1	1 plot	160	72.4%
2	2 plots	41	18.6%

# e23: How many plots do you have?			
Value	Label	Cases	Percentage
3	3 plots	7	3.2%
4	4 plots	8	3.6%
5	5 plots	4	1.8%
20	20 plots	1	0.5%
<i>Warning: these figures indicate the number of cases found in the data file. They cannot be interpreted as summary statistics of the population of interest.</i>			
# e24: Kind of financemnt for the plots			
Information	[Type= discrete] [Format=numeric] [Range= 1-2147483624] [Missing=*]		
Statistics [NW/ W]	[Valid=223 /-] [Invalid=918 /-]		
Universe	If e22a not in 0 If e22b in 1		
Literal question	E24. Has this plot/Have these plots been paid for, in part at least, with money earned abroad? Yes/ No		
Post-question	If e24 not in 2 => Go to e26 (E26)		
Interviewer's instructions	(read) (multiple answers possible)		
Value	Label	Cases	Percentage
1	No	195	87.4%
2	Yes	28	12.6%
Sysmiss		918	
<i>Warning: these figures indicate the number of cases found in the data file. They cannot be interpreted as summary statistics of the population of interest.</i>			
# e24_a: Plots: financemnt from Africa			
Information	[Type= discrete] [Format=numeric] [Range= 0-2147483624] [Missing=*]		
Statistics [NW/ W]	[Valid=28 /-] [Invalid=1113 /-]		
Universe	If e22a not in 0 If e22b in 1 If e24 in 2		
Literal question	E24. Has this plot/Have these plots been paid for, in part at least, with money earned abroad? In another country in Africa		
Interviewer's instructions	(read) (multiple answers possible)		
Value	Label	Cases	Percentage
0	No	22	78.6%
1	Yes	6	21.4%
Sysmiss		1113	
<i>Warning: these figures indicate the number of cases found in the data file. They cannot be interpreted as summary statistics of the population of interest.</i>			
# e24_b: Plots: financemnt from Europe			
Information	[Type= discrete] [Format=numeric] [Range= 0-2147483624] [Missing=*]		
Statistics [NW/ W]	[Valid=28 /-] [Invalid=1113 /-]		
Universe	If e22a not in 0 If e22b in 1 If e24 in 2		
Literal question	E24. Has this plot/Have these plots been paid for, in part at least, with money earned abroad? In Europe		
Interviewer's instructions	(read) (multiple answers possible)		
Value	Label	Cases	Percentage
0	No	7	25.0%

# e24_b: Plots: financement from Europe			
Value	Label	Cases	Percentage
1	Yes	21	75.0%
Sysmiss		1113	
<i>Warning: these figures indicate the number of cases found in the data file. They cannot be interpreted as summary statistics of the population of interest.</i>			
# e24_c: Plots: financement from another country			
Information	[Type= discrete] [Format=numeric] [Range= 0-2147483624] [Missing=*]		
Statistics [NW/ W]	[Valid=28 /-] [Invalid=1113 /-]		
Universe	If e22a not in 0 If e22b in 1 If e24 in 2		
Literal question	E24. Has this plot/Have these plots been paid for, in part at least, with money earned abroad? In another country		
Interviewer's instructions	(read) (multiple answers possible)		
Value	Label	Cases	Percentage
0	No	26	92.9%
1	Yes	2	7.1%
Sysmiss		1113	
<i>Warning: these figures indicate the number of cases found in the data file. They cannot be interpreted as summary statistics of the population of interest.</i>			
# e25: This money for the plots has been earned by			
Information	[Type= discrete] [Format=numeric] [Range= 1-2147483624] [Missing=*]		
Statistics [NW/ W]	[Valid=28 /-] [Invalid=1113 /-]		
Universe	If e22a not in 0 If e22b in 1 If e24 in 2		
Literal question	E25. Has this money been earned by... Who		
Interviewer's instructions	(read)		
Value	Label	Cases	Percentage
1	The household head	8	28.6%
2	A person we already talked about	16	57.1%
3	Somebody else	4	14.3%
Sysmiss		1113	
<i>Warning: these figures indicate the number of cases found in the data file. They cannot be interpreted as summary statistics of the population of interest.</i>			
# e25_num1: 1st person ID who earned this money for the plots			
Information	[Type= discrete] [Format=numeric] [Range= 2-2147483624] [Missing=*]		
Statistics [NW/ W]	[Valid=14 /-] [Invalid=1127 /-]		
Universe	If e22a not in 0 If e22b in 1 If e24 in 2		
Literal question	E25. Has this money been earned by... If "A person we already talked about" => Note the person ID (1st)		
Interviewer's instructions	(read)		
Value	Label	Cases	Percentage
2		1	7.1%
3		1	7.1%

# e25_num1: 1st person ID who earned this money for the plots			
Value	Label	Cases	Percentage
5		1	7.1%
6		1	7.1%
8		2	14.3%
9		2	14.3%
11		1	7.1%
13		1	7.1%
15		2	14.3%
19		1	7.1%
20		1	7.1%
Sysmiss		1127	
<i>Warning: these figures indicate the number of cases found in the data file. They cannot be interpreted as summary statistics of the population of interest.</i>			
# e26: These plots are			
Information	[Type= discrete] [Format=numeric] [Range= 1-2147483624] [Missing=*]		
Statistics [NW/ W]	[Valid=226 /-] [Invalid=915 /-]		
Universe	If e22a not in 0 If e22b in 1		
Literal question	E26. Is this/Are these plots of land...		
Post-question	If e26 not in 2 => Go to e28 (E28)		
Interviewer's instructions	(read)		
Value	Label	Cases	Percentage
1	Building land or with a building currently under construction	212	93.8%
2	Agricultural land (crops, livestock)	14	6.2%
Sysmiss		915	
<i>Warning: these figures indicate the number of cases found in the data file. They cannot be interpreted as summary statistics of the population of interest.</i>			
# e27_1: Utilisation of the agricultural land 1			
Information	[Type= discrete] [Format=numeric] [Range= 1-2147483624] [Missing=*]		
Statistics [NW/ W]	[Valid=12 /-] [Invalid=1129 /-]		
Universe	If e22a not in 0 If e22b in 1 If e26 in 2		
Literal question	E27. How is the agricultural land used? Utilisation 1		
Interviewer's instructions	(read) (multiple answers possible)		
Value	Label	Cases	Percentage
1	For perennial crop	5	41.7%
2	For market gardening	4	33.3%
3	For livestock breeding	1	8.3%
4	Other	2	16.7%
Sysmiss		1129	
<i>Warning: these figures indicate the number of cases found in the data file. They cannot be interpreted as summary statistics of the population of interest.</i>			
# e27_2: Utilisation of the agricultural land 2			
Information	[Type= discrete] [Format=numeric] [Range= 1-2147483624] [Missing=*]		
Statistics [NW/ W]	[Valid=2 /-] [Invalid=1139 /-]		
Universe	If e22a not in 0		

# e27_2: Utilisation of the agricultural land 2			
	If e22b in 1 If e26 in 2		
Literal question	E27. How is the agricultural land used? Utilisation 2		
Interviewer's instructions	(read) (multiple answers possible)		
Value	Label	Cases	Percentage
2	For market gardening	2	100.0%
Sysmiss		1139	
<i>Warning: these figures indicate the number of cases found in the data file. They cannot be interpreted as summary statistics of the population of interest.</i>			
# e27_3: Utilisation of the agricultural land 3			
Information	[Type= discrete] [Format=numeric] [Range= 1-2147483624] [Missing=*]		
Statistics [NW/ W]	[Valid=1 /-] [Invalid=1140 /-]		
Universe	If e22a not in 0 If e22b in 1 If e26 in 2		
Literal question	E27. How is the agricultural land used? Utilisation 3		
Interviewer's instructions	(read) (multiple answers possible)		
Value	Label	Cases	Percentage
4	Other	1	100.0%
Sysmiss		1140	
<i>Warning: these figures indicate the number of cases found in the data file. They cannot be interpreted as summary statistics of the population of interest.</i>			
# e27_a: Perennial crop (orchard)			
Information	[Type= discrete] [Format=numeric] [Range= 0-2147483624] [Missing=*]		
Statistics [NW/ W]	[Valid=1141 /-] [Invalid=0 /-]		
Universe	If e22a not in 0 If e22b in 1 If e26 in 2		
Literal question	E27. How is the agricultural land used? For perennial crop?		
Value	Label	Cases	Percentage
0	No	1136	99.6%
1	Yes	5	0.4%
<i>Warning: these figures indicate the number of cases found in the data file. They cannot be interpreted as summary statistics of the population of interest.</i>			
# e27_b: Market gardening			
Information	[Type= discrete] [Format=numeric] [Range= 0-2147483624] [Missing=*]		
Statistics [NW/ W]	[Valid=1141 /-] [Invalid=0 /-]		
Universe	If e22a not in 0 If e22b in 1 If e26 in 2		
Literal question	E27. How is the agricultural land used? For market gardening?		
Value	Label	Cases	Percentage
0	No	1135	99.5%
1	Yes	6	0.5%
<i>Warning: these figures indicate the number of cases found in the data file. They cannot be interpreted as summary statistics of the population of interest.</i>			

# e27_c: Livestock breeding			
Information	[Type= discrete] [Format=numeric] [Range= 0-2147483624] [Missing=*]		
Statistics [NW/ W]	[Valid=1141 /-] [Invalid=0 /-]		
Universe	If e22a not in 0 If e22b in 1 If e26 in 2		
Literal question	E27. How is the agricultural land used? For livestock breeding?		
Value	Label	Cases	Percentage
0	No	1140	99.9%
1	Yes	1	0.1%
<i>Warning: these figures indicate the number of cases found in the data file. They cannot be interpreted as summary statistics of the population of interest.</i>			
# e27_d: Other crops			
Information	[Type= discrete] [Format=numeric] [Range= 0-2147483624] [Missing=*]		
Statistics [NW/ W]	[Valid=1141 /-] [Invalid=0 /-]		
Universe	If e22a not in 0 If e22b in 1 If e26 in 2		
Literal question	E27. How is the agricultural land used? Oher?		
Value	Label	Cases	Percentage
0	No	1138	99.7%
1	Yes	3	0.3%
<i>Warning: these figures indicate the number of cases found in the data file. They cannot be interpreted as summary statistics of the population of interest.</i>			
# e27_NR: No answer			
Information	[Type= discrete] [Format=numeric] [Range= 0-2147483624] [Missing=*]		
Statistics [NW/ W]	[Valid=1141 /-] [Invalid=0 /-]		
Universe	If e22a not in 0 If e22b in 1 If e26 in 2		
Literal question	E27. How is the agricultural land used? (No answer)		
Value	Label	Cases	Percentage
0	No	1139	99.8%
1	Yes	2	0.2%
<i>Warning: these figures indicate the number of cases found in the data file. They cannot be interpreted as summary statistics of the population of interest.</i>			
# e28: Do you have animals (HH head)			
Information	[Type= discrete] [Format=numeric] [Range= 1-2147483624] [Missing=*]		
Statistics [NW/ W]	[Valid=1137 /-] [Invalid=4 /-]		
Literal question	E28. Do you (the household head) own animals?		
Post-question	If e28 in 1 => Go to o1 (O1) If e28 in 2 => Read out the list and indicate the number of animals		
Value	Label	Cases	Percentage
1	No	847	74.5%
2	Yes	290	25.5%
Sysmiss		4	
<i>Warning: these figures indicate the number of cases found in the data file. They cannot be interpreted as summary statistics of the population of interest.</i>			

# e28_1: Goats (HH head)			
Information	[Type= continuous] [Format=numeric] [Range= 0-2147483624] [Missing=*]		
Statistics [NW/ W]	[Valid=292 /-] [Invalid=849 /-] [Mean=0.538 /-] [StdDev=3.925 /-]		
Universe	If e28 in 2		
Literal question	E28. Do you (the household head) own animals? If "Yes" => Read out the list and indicate the number of animals Goats		
Value	Label	Cases	Percentage
0	0 goat	265	90.8%
1	1 goat	13	4.5%
2	2 goats	4	1.4%
3	3 goats	1	0.3%
4	4 goats	3	1.0%
5	5 goats	3	1.0%
15	15 goats	1	0.3%
41	41 goats	1	0.3%
50	50 goats	1	0.3%
<i>Warning: these figures indicate the number of cases found in the data file. They cannot be interpreted as summary statistics of the population of interest.</i>			
# e28_2: Sheep (HH head)			
Information	[Type= continuous] [Format=numeric] [Range= 0-2147483624] [Missing=*]		
Statistics [NW/ W]	[Valid=292 /-] [Invalid=849 /-] [Mean=2.596 /-] [StdDev=2.85 /-]		
Universe	If e28 in 2		
Literal question	E28. Do you (the household head) own animals? If "Yes" => Read out the list and indicate the number of animals Sheep		
Value	Label	Cases	Percentage
0	0 sheep	64	21.9%
1	1 sheep	59	20.2%
2	2 sheeps	56	19.2%
3	3 sheeps	37	12.7%
4	4 sheeps	25	8.6%
5	5 sheeps	20	6.8%
6	6 sheeps	8	2.7%
7	7 sheeps	7	2.4%
8	8 sheeps	5	1.7%
9	9 sheeps	1	0.3%
10	10 sheeps	4	1.4%
13	13 sheeps	2	0.7%
14	14 sheeps	1	0.3%
15	15 sheeps	2	0.7%
20	20 sheeps	1	0.3%
<i>Warning: these figures indicate the number of cases found in the data file. They cannot be interpreted as summary statistics of the population of interest.</i>			
# e28_3: Pigs (HH head)			
Information	[Type= continuous] [Format=numeric] [Range= 0-2147483624] [Missing=*]		
Statistics [NW/ W]	[Valid=292 /-] [Invalid=849 /-] [Mean=0.209 /-] [StdDev=1.833 /-]		
Universe	If e28 in 2		
Literal question	E28. Do you (the household head) own animals? If "Yes" => Read out the list and indicate the number of animals Pigs		

e28_3: Pigs (HH head)

Value	Label	Cases	Percentage
0	0 pig	286	97.9%
2	2 pigs	1	0.3%
3	3 pigs	2	0.7%
13	13 pigs	1	0.3%
20	20 pigs	2	0.7%

Warning: these figures indicate the number of cases found in the data file. They cannot be interpreted as summary statistics of the population of interest.

e28_4: Horses (HH head)

Information	[Type= continuous] [Format=numeric] [Range= 0-2147483624] [Missing=*]
Statistics [NW/ W]	[Valid=292 /-] [Invalid=849 /-] [Mean=0.0548 /-] [StdDev=0.337 /-]
Universe	If e28 in 2
Literal question	E28. Do you (the household head) own animals? If "Yes" => Read out the list and indicate the number of animals Horses

Value	Label	Cases	Percentage
0	0 horse	282	96.6%
1	1 horse	6	2.1%
2	2 horses	3	1.0%
4	4 horses	1	0.3%

Warning: these figures indicate the number of cases found in the data file. They cannot be interpreted as summary statistics of the population of interest.

e28_5: Donkeys (HH head)

Information	[Type= continuous] [Format=numeric] [Range= 0-2147483624] [Missing=*]
Statistics [NW/ W]	[Valid=292 /-] [Invalid=849 /-] [Mean=0.0582 /-] [StdDev=0.727 /-]
Universe	If e28 in 2
Literal question	E28. Do you (the household head) own animals? If "Yes" => Read out the list and indicate the number of animals Donkeys

Value	Label	Cases	Percentage
0	0 donkey	288	98.6%
1	1 donkey	2	0.7%
3	3 donkeys	1	0.3%
12	12 donkeys	1	0.3%

Warning: these figures indicate the number of cases found in the data file. They cannot be interpreted as summary statistics of the population of interest.

e28_6: Cows, oxen (HH head)

Information	[Type= continuous] [Format=numeric] [Range= 0-2147483624] [Missing=*]
Statistics [NW/ W]	[Valid=292 /-] [Invalid=849 /-] [Mean=0.182 /-] [StdDev=1.754 /-]
Universe	If e28 in 2
Literal question	E28. Do you (the household head) own animals? If "Yes" => Read out the list and indicate the number of animals Cows, oxen

Value	Label	Cases	Percentage
0	0 cow	287	98.3%
1	1 cow	1	0.3%
2	2 cows	1	0.3%
10	10 cows	1	0.3%
20	20 cows	2	0.7%

Warning: these figures indicate the number of cases found in the data file. They cannot be interpreted as summary statistics of the population of interest.

# e28_7: Chicken/hens (HH head)			
Information	[Type= continuous] [Format=numeric] [Range= 0-2147483624] [Missing=*]		
Statistics [NW/ W]	[Valid=292 /-] [Invalid=849 /-] [Mean=3.36 /-] [StdDev=20.787 /-]		
Universe	If e28 in 2		
Literal question	E28. Do you (the household head) own animals? If "Yes" => Read out the list and indicate the number of animals Chicken/hens		
Post-question	=> Next page To be read to the head of the household (or the person who replied to the questionnaire) "We have now come to the end of this questionnaire. I and the entire team thank you very much for your cooperation and your participation in this study. As I explained you earlier, this study has several stages. The first stage is this questionnaire that we have just filled out. The second stage is another questionnaire which will be answered by a person in the household. Finally, we will be meeting the persons currently living in France, Italy or Spain. In the following weeks, an interviewer may visit you again and ask a selected member of your household to answer the other questionnaire. I thank you again very much for your welcome."		
Value	Label	Cases	Percentage
0	0 chicken	227	77.7%
1	1 chicken	11	3.8%
2	2 chickens	14	4.8%
3	3 chickens	6	2.1%
4	4 chickens	4	1.4%
5	5 chickens	6	2.1%
6	6 chickens	2	0.7%
7	7 chickens	2	0.7%
8	8 chickens	2	0.7%
9	9 chickens	1	0.3%
10	10 chickens	7	2.4%
11	11 chickens	1	0.3%
15	15 chickens	1	0.3%
20	20 chickens	2	0.7%
25	25 chickens	1	0.3%
50	50 chickens	1	0.3%
100	100 chickens	1	0.3%
105	105 chickens	1	0.3%
111	111 chickens	1	0.3%
300	300 chickens	1	0.3%
<i>Warning: these figures indicate the number of cases found in the data file. They cannot be interpreted as summary statistics of the population of interest.</i>			
# o1: Who answered the questionnaire			
Information	[Type= discrete] [Format=character] [Missing=*]		
Statistics [NW/ W]	[Valid=1141 /-] [Invalid=0 /-]		
Source	Interviewer		
Pre-question	Module 0: Interviewer's observations regarding the interviewing conditions To be filled out by the interviewer at home. The answers to the following questions as well as any additional comments will be very useful for understanding the interview conditions. Thank you!		

# o1: Who answered the questionnaire			
	Interview:		
Literal question	O1. Who answered the questionnaire (HH, spouse, etc.)?		
Value	Label	Cases	Percentage
.b		3	0.3%
Autres		50	4.4%
Belle fille du CM		4	0.4%
Belle soeur du CM		3	0.3%
CM		711	62.3%
CM et ECM		7	0.6%
CM et belle fille		1	0.1%
CM et fille		6	0.5%
CM et fils		6	0.5%
CM et frere		2	0.2%
CM et mere		1	0.1%
CM et neveu		1	0.1%
CM et quelqu'un d'autre		13	1.1%
CM, ECM et belle soeur		1	0.1%
Cousine du CM		1	0.1%
ECM		174	15.2%
ECM et fille du CM		3	0.3%
Enfants du CM		1	0.1%
Fille du CM		47	4.1%
Fils du CM		62	5.4%
Frere du CM		15	1.3%
Grand mere du CM		1	0.1%
Mere du CM		3	0.3%
Migrant		1	0.1%
Neveu du CM		5	0.4%
Non reponse		1	0.1%
Pere du CM		1	0.1%
Petit fils du CM		1	0.1%
Petite fille du CM		4	0.4%
Soeur du CM		12	1.1%
<i>Warning: these figures indicate the number of cases found in the data file. They cannot be interpreted as summary statistics of the population of interest.</i>			
# o2_1: First language used in the interview			
Information	[Type= discrete] [Format=numeric] [Range= 1-2147483624] [Missing=*]		
Statistics [NW/ W]	[Valid=1130 /-] [Invalid=11 /-]		
Source	Interviewer		
Literal question	O2. Language used in the interview (wolof, french, etc.) : First language		

# o2_1: First language used in the interview			
Value	Label	Cases	Percentage
1	French	134	11.9%
2	Wolof	967	85.6%
3	French & Wolof	1	0.1%
4	Mandigue	4	0.4%
5	Peul	21	1.9%
7	Diola	3	0.3%
Sysmiss		11	
<i>Warning: these figures indicate the number of cases found in the data file. They cannot be interpreted as summary statistics of the population of interest.</i>			
# o2_2: Second language used in the interview			
Information	[Type= discrete] [Format=numeric] [Range= 1-2147483624] [Missing=*]		
Statistics [NW/ W]	[Valid=91 /-] [Invalid=1050 /-]		
Source	Interviewer		
Literal question	O2. Language used in the interview (wolof, french, etc.) : Second language		
Value	Label	Cases	Percentage
1	French	64	70.3%
2	Wolof	25	27.5%
5	Peul	2	2.2%
Sysmiss		1050	
<i>Warning: these figures indicate the number of cases found in the data file. They cannot be interpreted as summary statistics of the population of interest.</i>			
# o3: Translation			
Information	[Type= discrete] [Format=numeric] [Range= 0-1] [Missing=*]		
Statistics [NW/ W]	[Valid=1134 /-] [Invalid=7 /-]		
Source	Interviewer		
Literal question	O3. Did you feel that it was sometimes difficult to translate certain questions?		
Value	Label	Cases	Percentage
0	No	1106	97.5%
1	Yes	28	2.5%
Sysmiss		7	
<i>Warning: these figures indicate the number of cases found in the data file. They cannot be interpreted as summary statistics of the population of interest.</i>			
# o3_1: Specify which questions where difficult to translate			
Information	[Type= discrete] [Format=character] [Missing=*]		
Statistics [NW/ W]	[Valid=1141 /-] [Invalid=0 /-]		
Universe	If o3 in 1		
Source	Interviewer		
Literal question	O3. Did you feel that it was sometimes difficult to translate certain questions? If "Yes" => Which ones?		
Value	Label	Cases	Percentage
.		1113	97.5%
.b		15	1.3%
A16, A17, A18, A19, A20, A21		1	0.1%

# o3_l: Specify which questions were difficult to translate			
Value	Label	Cases	Percentage
AGES DES MENBRES		1	0.1%
Non reponse		1	0.1%
Q3, A14		1	0.1%
Quest1		6	0.5%
Quest2		3	0.3%
<i>Warning: these figures indicate the number of cases found in the data file. They cannot be interpreted as summary statistics of the population of interest.</i>			
# o4: General reception by the respondent			
Information	[Type= discrete] [Format=numeric] [Range= 1-2147483624] [Missing=*]		
Statistics [NW/ W]	[Valid=1133 /-] [Invalid=8 /-]		
Source	Interviewer		
Pre-question	General reception and perception of the survey:		
Literal question	O4. The interviewer was rather received:		
Value	Label	Cases	Percentage
1	Well	964	85.1%
2	Moderately	164	14.5%
3	Poorly	5	0.4%
Sysmiss		8	
<i>Warning: these figures indicate the number of cases found in the data file. They cannot be interpreted as summary statistics of the population of interest.</i>			
# o5: Persuasion			
Information	[Type= discrete] [Format=numeric] [Range= 1-2147483624] [Missing=*]		
Statistics [NW/ W]	[Valid=1126 /-] [Invalid=15 /-]		
Source	Interviewer		
Literal question	O5. Did you need to persuade the respondent to participate?		
Value	Label	Cases	Percentage
1	No, not at all. The HH head had been notified and agreed to be interviewed	409	36.3%
2	Yes, a bit. The HH head hadn't been notified	650	57.7%
3	Yes, a bit. The HH head had been notified but was reluctant	45	4.0%
4	Yes. The HH head had been notified but was very reluctant	9	0.8%
5	Yes, very much so. The HH head had not been notified and was very reluctant	13	1.2%
Sysmiss		15	
<i>Warning: these figures indicate the number of cases found in the data file. They cannot be interpreted as summary statistics of the population of interest.</i>			
# o6: Comments of the respondent			
Information	[Type= discrete] [Format=numeric] [Range= 0-1] [Missing=*]		
Statistics [NW/ W]	[Valid=1134 /-] [Invalid=7 /-]		
Source	Interviewer		
Literal question	O6. Did the respondent make any comments on the survey?		
Value	Label	Cases	Percentage
0	No	945	83.3%
1	Yes	189	16.7%
Sysmiss		7	

o6: Comments of the respondent

Warning: these figures indicate the number of cases found in the data file. They cannot be interpreted as summary statistics of the population of interest.

o6_1: Specify the respondent's comments

Information [Type= discrete] [Format=character] [Missing=*]

Statistics [NW/ W] [Valid=1141 /-] [Invalid=0 /-]

Universe If o6 in 1

Source Interviewer

Literal question O6. Did the respondent make any comments on the survey?
If "Yes" => Which ones?

Value	Label	Cases	Percentage
.		945	82.8%
.b		12	1.1%
2		1	0.1%
A QUOI SERT LENQUETE		2	0.2%
A17 module D1 et E22b		1	0.1%
AIDER LES JEUNES POUR QU'IL PUISSENT MIGRER DANS DE BONNES CONDITION		1	0.1%
C'EST UNE BONNE INITIATIVE		1	0.1%
CEST CE QUE LES MENAGES ENQUETES AURONT A GAGNER QUELQUE CHOSE APRES LA FINALE D		1	0.1%
COMMENT IL A ETE SELECTIONNE ET LES BUTS DE LENQUETE		1	0.1%
DEFINIR LES OBJECTIFS DE LETUDE APPECIE CETTE ETUDE		1	0.1%
DEMANDE A MIEUX CONNAITRE LES OBJECTIFS DE LETUDE		1	0.1%
ELARGISSEMENT DANS LE MONDE RURAL		1	0.1%
ELLE A JUSTE DEMANDE CE		1	0.1%

06_1: Specify the respondent's comments

Value	Label	Cases	Percentage
A QUOI CELA VA SERVIR			
ELLE S'EST DEMENDE S'ILETAITSUR DE DONNER LES NÂ° DE TELEPHONES DES MIGRANT		1	0.1%
ELLE TROUVE QUE L'eNQUETE VIENT A POINT NOMME? ELLE SOUHAITE UNE PROMOTION ET UN		1	0.1%
EST CE QUE J4AI DES PROBLEMES		1	0.1%
Elle a dit que les questions sont indiscretes		1	0.1%
Elle a ete choisie elle et une autre locataire (alors qu ils sont tous les deux		1	0.1%
Elle a peur de donner le contact de son mari car il n a pas de papier		1	0.1%
Elle a pose beaucoup de questions ou les retombees de l 'enquete		1	0.1%
Elle s'est posee des questions sur les consequences de l'etude a leur niveau		1	0.1%
FACILITER LES OBTENTIONS DE VISAS		1	0.1%
FAVORISER LIMIGRATION ELLE NE MAITRISE PAS LAGE DES ENFANTS REUNIE AVEC MOULT RE		1	0.1%
GOUVERNEMENT DOIT CONSTRUIRE		1	0.1%

06_1: Specify the respondent's comments

Value	Label	Cases	Percentage
DES FABRIQUES POUR PERMETTRE AU JEUNES DE TRAVAILLE			
IL EST TRES DUR DIMIGRER DE NOS JOURS CAR ON EN ARRIVE A COUPER TOUT LIEN AVEC L		1	0.1%
INCITE L'ETAT A COMBATRE L'EMIGRATION CLANDESTINE EN TROUVANT D'AUTRES SOLUTION		1	0.1%
Il faut qu'il sache que nous sommes la-bas uniquepment pour gagner de l argent e		1	0.1%
Il faut que le gouvernement senegalais fasse des efforts pour retenir les jeunes		1	0.1%
Il n'est pas toujours dit que la migration aide les menages senegalais, car on p		1	0.1%
JE SUIS POUR LA MIGRATION LEGALE CAR ELLE NOUS PERMET DE DEVELOPPER NOTRE PAYS		1	0.1%
Je lui est laisser toutes les coordonnees necessaires elle va nous contacter pou		1	0.1%
Je veux plutot une bourse pour mes enfants je suis fatiguee de repondre tout le		1	0.1%
LA MIGRATION PERMET AUX MENAGES DE		1	0.1%

06_1: Specify the respondent's comments

Value	Label	Cases	Percentage
SURVIVRE DONC CEST DANS LORDRE NATUREL DES CH			
LAVANTAGE DE LA MIGRATION CEST QUELLE PARTICIPE AU DEVELOPPEME ECONOMIQUE DU P		1	0.1%
LE DEBUT DE LENQUETE		1	0.1%
LE QUESTIONNAIR ETAIT TREZ LONG		1	0.1%
LE TEMPS LONG		1	0.1%
LES DIFFICULTES QUE CONTIENT LES IMIGRES DANS LES PAYS DACCEUIL PARCE QUE SON FI		1	0.1%
LES ENQUETES ME FONT PERDRE LEUR TEMPS		1	0.1%
LES OBJECTIFS DE LENQUETE		1	0.1%
LES RAISINS QUI POUSSENT LES JEUNES A PARTIR A L ETRANGER		1	0.1%
LES RAISONS QUI ONT POUSSE AUX JEUNES A LA MIGATION		1	0.1%
LETUDE NA PAS PRIS EN COMPTE		1	0.1%
LIMMIGRATION AIDE LES MENAGES SENEGALAIS DONC IL FAUT FACILITER LACCES DE JEUNES		1	0.1%

06_1: Specify the respondent's comments

Value	Label	Cases	Percentage
LOBJECTIF DE LENQUETE		1	0.1%
LUTILISATION DES CONTACTS		1	0.1%
LUTILITE DE LENQUETE		1	0.1%
La finalite de l enquete		1	0.1%
La migration aide les menages senegalaises a sortir de la misere et c'est une b		1	0.1%
La migration est un facteur de developpement meme si j n ai pas d enfants migran		1	0.1%
Les jeunes doivent revenir au bercail apres leurs etudes et travailler pour leur		1	0.1%
Les jeunes vont en Europe par manque de moyens au Senegal et par pitie pour leur		1	0.1%
OBJECTIF ETUDE IMPECT SUR LES MEMBRES DU MENAGE		1	0.1%
POURKOI ELLE A ETE CHOSI		1	0.1%
QU'elle N'A RIEN A VOIR AVEC CETTE		1	0.1%
QUE CEST UNE TRES BONNE INITIATIVE A ELARGIR		1	0.1%
QUELLES SONT LES FINALITES DE LENQUETE		1	0.1%
QUELS SONT LES INTERETS QUE LES MENAGES SANS MIGRANTS AVC SUR L'ETUDE		1	0.1%

06_1: Specify the respondent's comments

Value	Label	Cases	Percentage
QUESTIONNAIR LONGUE		1	0.1%
QUIL NEST PAA CONCERNE PARCE QUIL NY A PAS DIMIGRANTS CHEZ LUI ET IL NA PAS DARG		1	0.1%
SON IGNORENCE SUR LENQUETE		1	0.1%
SUR LE BUT DE L'ETUDE		1	0.1%
SUR LES OBJECTIFS		1	0.1%
TOUT PARENT SOUHAITE VOIR SON FILS IMIGRER POUR ASSURER LEUR AVEIR		1	0.1%
a pose des questions sur la retombee de l'enquete		1	0.1%
a quoi sert l'enquete on ne fait parler les gens sans rien donner		1	0.1%
a quoi servent ces infos et qui vous a donne mon nom		1	0.1%
c'est bune bonne unitiative		1	0.1%
c'est interessant		1	0.1%
c'est interessant si toute fois il y'a la confidentialite		1	0.1%
c'est interessant		1	0.1%
c'est par manque de moyens que nos enfants emigre, s'il le faisait par voie norm		1	0.1%
c'est une bonne chose		4	0.4%
c'est une bonne idee		2	0.2%
c'est une bonne initiative		3	0.3%

06_1: Specify the respondent's comments

Value	Label	Cases	Percentage
c'est une tres bonne initiative		1	0.1%
comment les italiens ont connu les africains		1	0.1%
comment on a fait pour avoir son nom quelle sera de facon concrete le resultat d		1	0.1%
contacts, securite des clandestins.		1	0.1%
definition du menage		1	0.1%
demande a la fin du questionnaire l'objet de l'etude, l'enquete a avoir le numer		1	0.1%
demande si les imigres ne seront rapatries et le but de l'enquete		1	0.1%
demander les difficultes que vivent les migrants		1	0.1%
difficulte que les migrants rencontrent dans les pays d'acceuil		1	0.1%
difficultes que rencontrent les migrants dans les pays d'acceils		1	0.1%
difficultes qui ont poussees le depart de ses fils vers l'etranger		1	0.1%
elle a dit que en tant que francaise elle represente un mauvais echantillon		1	0.1%
elle a dit que les europeens sont compliques et que ces enquetes peuvent servir		1	0.1%
elle a pose beaucoup de questions elle a dit mais ca ne l'interesse pas		1	0.1%
elle avait certaines craintes		1	0.1%

06_1: Specify the respondent's comments

Value	Label	Cases	Percentage
a donner le n° de telephone de son fils en espagne			
elle disait que c'est trop long'elle faillit interrompre		1	0.1%
elle est contre l'installation des senegalais dans les pays etranger		1	0.1%
elle est guineenne ne comprend ni le wolof ,ni le francais tres difficile a enqu		1	0.1%
elle pense que cela doit aider plus tard les emigres		1	0.1%
elle s'est posee des questions sur les fins de l'etude		1	0.1%
encourage la migration aide les menages		1	0.1%
enquete longue		1	0.1%
est ce que ca changera quelque chose aux politiques etrangeres de stoperla migra		1	0.1%
expliquer le caractere de l'etude		1	0.1%
favoriser les migrations car elles developpe les activites locales		1	0.1%
il a dit que c'est lomg		1	0.1%
il a donne son opinion sur les enquetes pour lui l ideal serait que les enquetes		1	0.1%
il avait peur d'etre manipuler a travers l'enquete : pour des visas seront s'À»rem		1	0.1%
il est contre l'immigration		1	0.1%

06_1: Specify the respondent's comments

Value	Label	Cases	Percentage
il faut amener mes enfants a l'etranger		1	0.1%
il faut que les immigrés redouble d'effort je les encourage		1	0.1%
immigrer est la meilleur chose qui puisse arriver aux menages senegalaise en ter		1	0.1%
j'espere qu'il y aura un resultat concret		1	0.1%
je n'ai jamais accepter l'immigration, la preuve, je n'ai jamais voulu que mes e		1	0.1%
je ne suis pas trop sur la migration mais c'est un bon investissement		1	0.1%
l'imigration permet d'entretenir les menages senegalais a condition que les jeun		1	0.1%
l'immigration aide les menages senegalais c'est donc un acte que l'on doit salue		1	0.1%
l'immigration est facteur de developpement pour notre pays		1	0.1%
l'importance de l'etude		1	0.1%
l'interet de l'etude		1	0.1%
l'objectif de l'enquete		1	0.1%
l'obstention des visas		1	0.1%
l'utilite de l'enquete		3	0.3%
la migration est la seule solution de sortir les jeunes des difficultes		1	0.1%

06_1: Specify the respondent's comments

Value	Label	Cases	Percentage
la migration est un phenomene comprehensible au senegal car les conditions de vi		1	0.1%
la migration est une bonne chose dans la mesure ou elle aide les muenages senega		1	0.1%
la migration participe au developpement du pays , je suis contre celle faite cla		1	0.1%
la migration permet a certaines familles de vivre dans de meilleures conditions		1	0.1%
le but ect,,il a releve tous les numeros de tel, jpsr ect,,		1	0.1%
le gouvernement senegalais doit faire des efforts pour faciliter les investissem		1	0.1%
le temps est troplong		1	0.1%
les Europeens devraient regulariser les Senegalais car ils ont pris tous nos bie		1	0.1%
les attentes de l'etude		1	0.1%
les conditions de vie des migrants a leurs pays d accueils		1	0.1%
les difficultes que rencontrent les imigres a l'etranger		1	0.1%
les enjeux de cette etude est qu'elle aura des repercussions positives sur les me		1	0.1%
les enquetes embetent en posant des		1	0.1%

06_1: Specify the respondent's comments

Value	Label	Cases	Percentage
questions qui ne servent a rien			
les raisons qui poussent les jeunes a l'immigration		1	0.1%
les temps sont dures et c'est une bonne initiative		1	0.1%
les blancs n'ont de probleme pour entrer dans nos pays mais les senegalais font b		1	0.1%
migration come moyen de lutte contre la pauvrete		1	0.1%
ne connait rien		1	0.1%
nous sommes les seuls qui repondent aux questions donc il faut penser a une comp		1	0.1%
ou est ce qu on pris le nom de son pere		1	0.1%
pour lui les cibles de l'enquete sont mal choisies		1	0.1%
pourquoi elle a ete choisi, l'utilisation de ces donnees, est ce le gouvernement		1	0.1%
pourquoi et comment a ete choisi son nom		1	0.1%
pourquoi le choix de son nom		1	0.1%
pousser l'enquete dans les regions de louga et e diourbel pour constater les bienf		1	0.1%
probleme de donner le nom de son beau fils		1	0.1%
qu'il n'est pas partant pour la biographie ,n'aime qu'on l'interroge sur sa vie		1	0.1%

06_1: Specify the respondent's comments

Value	Label	Cases	Percentage
qu'ils ne sont pas concernes		1	0.1%
qu'on l'enquete souvent les repercussions		1	0.1%
que c'est utile et interessant		1	0.1%
que l'enquete aboutisse		1	0.1%
que l'entretien des migrants soit realisee par des senegalais plus prudents		1	0.1%
que les contacts avec les autres pays soient pris en compte		1	0.1%
quelle sera la finalite de ces questions?		1	0.1%
questionnaire longue la prochaine fois faudrait prendre un rv et revoir vos ques		1	0.1%
questionnaire trop long et indiscret n est plus dispose a repondre prochainement		1	0.1%
questionnaire trop long prochaine fois attendre les enfants soient presents pour		1	0.1%
questions indiscret		1	0.1%
qui est ce qu ils recoivent en contre partie est ce qu ils seront motives apres		1	0.1%
raison de l'etude		1	0.1%
s'il y'aura des repercussions sociales sur la famille enquete		1	0.1%
sa fille veut voyager, cette etude ne fera pas de barriere		1	0.1%
si l'etude abouti cela sera une bonne chose		1	0.1%

o6_1: Specify the respondent's comments

Value	Label	Cases	Percentage
son utilite		1	0.1%
sur la migration		1	0.1%
sur les attentes de l'ETUDE		1	0.1%
sur les facteurs qui poussent les jeunes a l'immigration		1	0.1%
sur les objectifs de l'etude ,il a trouve le site de de l'INED sur son ordinateu		1	0.1%
trop de questions		1	0.1%
un pays doit fabriquer former les jeunes retenir les talibes dans la rue et leur		1	0.1%
utilite		2	0.2%
utilite de l enquete le pourquoi y associe t-on les menages sans migrants		1	0.1%
utilite de l etude		1	0.1%
utilite de l'enquete		1	0.1%
utilite et le pourquoi		1	0.1%
utilite, pourquoi lui a ton choisi		1	0.1%
vous n avez pas touche les bons cibles		1	0.1%

Warning: these figures indicate the number of cases found in the data file. They cannot be interpreted as summary statistics of the population of interest.

o7: Presence of other persons during the interview

Information	[Type= discrete] [Format=numeric] [Range= 1-2147483624] [Missing=*]
Statistics [NW/ W]	[Valid=1135 /-] [Invalid=6 /-]
Source	Interviewer
Pre-question	The conditions during the interview:
Literal question	O7. Were there other persons present during the interview?
Post-question	If o7 not in 1, 2 => Go to o9 (O9)

Value	Label	Cases	Percentage
1	Yes, during the entire interview	126	11.1%
2	Yes, during part of the interview	157	13.8%
3	No	852	75.1%
Sysmiss		6	

Warning: these figures indicate the number of cases found in the data file. They cannot be interpreted as summary statistics of the population of interest.

# o8: Influence of the other person(s)			
Information	[Type= discrete] [Format=numeric] [Range= 1-2147483624] [Missing=*]		
Statistics [NW/ W]	[Valid=282 /-] [Invalid=859 /-]		
Universe	If o7 in 1, 2		
Source	Interviewer		
Literal question	O8. In your opinion, did this presence influence the answers given by the respondent?		
Value	Label	Cases	Percentage
1	Yes, the entire questionnaire	14	5.0%
2	Yes, but only in certain parts of the questionnaire	84	29.8%
3	No	184	65.2%
Sysmiss		859	
<i>Warning: these figures indicate the number of cases found in the data file. They cannot be interpreted as summary statistics of the population of interest.</i>			
# o8_1: Specify which part(s) of the questionnaire			
Information	[Type= discrete] [Format=character] [Missing=*]		
Statistics [NW/ W]	[Valid=1141 /-] [Invalid=0 /-]		
Universe	If o7 in 1, 2 If o8 in 2		
Source	Interviewer		
Literal question	O8. In your opinion, did this presence influence the answers given by the respondent? If "Yes, but only in certain parts of the questionnaire" => Which ones?		
Value	Label	Cases	Percentage
.		1062	93.1%
1		1	0.1%
3		1	0.1%
AGE ET CONTACT		1	0.1%
B4 et tout le module c		1	0.1%
C4		1	0.1%
CONCERNANT L'AGE D'UN MEMBRE DU MENAGE		1	0.1%
Ce qui concerne le NÂ° 12		1	0.1%
DATE DE NAISSANCE		1	0.1%
LAGE DE CERTAINS ET LE MONTANT DES TRANSFERTS D'ARGENT		1	0.1%
LES AGES DES MEMBRES ET L'OBSTENTION DU NÂ° DE TELEPHONE DU MIGRANT		1	0.1%
Les ages		1	0.1%

o8_1: Specify which part(s) of the questionnaire

Value	Label	Cases	Percentage
Les ages des membres du meneges		1	0.1%
Les dates de naissances		1	0.1%
MODULES C ET D		1	0.1%
Module E		1	0.1%
Non reponse		1	0.1%
NÂ° de tel du migrant		1	0.1%
SUR LES AGES DES MEMBRES DU MENAGE		1	0.1%
SUR LES AGES DU MEMBRE DES MENAGES		1	0.1%
a2, ages nÂ°4, nÂ°11		1	0.1%
age et activite du migrant et ses contacts		1	0.1%
ages		2	0.2%
ages des enfants		2	0.2%
ages des membres du menage		5	0.4%
ages des membres du menage et les numero de telephones des migrants		1	0.1%
ages et niveau d'instruction		2	0.2%
aide par son fils pour les ages		1	0.1%
c4 page 15		1	0.1%
concernant l'age de certains		1	0.1%
concernant les ages et les niveaux d'instruction		1	0.1%
contact des migrants		1	0.1%
contrats des migrants		1	0.1%
date de naissance		2	0.2%
date de naissance des enfants du cm		1	0.1%

08_I: Specify which part(s) of the questionnaire

Value	Label	Cases	Percentage
elle n'est pas leur mere			
date de naissance du beau frere et de la belle soeur		1	0.1%
dates de naissance des soeurs		1	0.1%
dates de naissances des enfants		1	0.1%
individu a, lui meme		1	0.1%
l'age de certains membres		1	0.1%
l'age de son epouse		1	0.1%
l'age des deux membre du menage		1	0.1%
l'age et le niveau scolaire des membres		1	0.1%
la liste des membres et les dates de voyage		1	0.1%
le niveau d'etude		1	0.1%
le niveau d'etude de certains membres		1	0.1%
le niveau d'instruction et l'age		1	0.1%
les ages		3	0.3%
les ages de certains membres		1	0.1%
les ages de certains membres du menage		1	0.1%
les ages des membres		1	0.1%
les ages des membres du menage		1	0.1%
les ages des membres du menages		1	0.1%
les contats		1	0.1%
les dates de naissances de ses enfants et celle de la co epouse		1	0.1%
les dates de naissances des		1	0.1%

# o8_1: Specify which part(s) of the questionnaire			
Value	Label	Cases	Percentage
enfants le CM ne les avaient pas toutes en tete			
les dates et lieu de naissances		1	0.1%
les motifs du migrant (pour aider sa famille)		1	0.1%
les niveaux scolaires		1	0.1%
module B		1	0.1%
module E		1	0.1%
niveau d'instruction et ages		1	0.1%
parapporta l'age des migrants		1	0.1%
partie concernant les ages		1	0.1%
pour ce qui concerne les niveaux scolaires		1	0.1%
sur l'age des enfants		1	0.1%
sur l'age des migrants		1	0.1%
sur les ages		1	0.1%
transferts logements et bien contact		1	0.1%
un des ses fils qui n a pas voulu qu on donne son age		1	0.1%
<i>Warning: these figures indicate the number of cases found in the data file. They cannot be interpreted as summary statistics of the population of interest.</i>			
# o9: Interruption			
Information	[Type= discrete] [Format=numeric] [Range= 0-1] [Missing=*]		
Statistics [NW/ W]	[Valid=1131 /-] [Invalid=10 /-]		
Source	Interviewer		
Literal question	O9. Did you have to interrupt the interview?		
Value	Label	Cases	Percentage
0	No	1025	90.6%
1	Yes	106	9.4%
Sysmiss		10	
<i>Warning: these figures indicate the number of cases found in the data file. They cannot be interpreted as summary statistics of the population of interest.</i>			
# o9_1: Specify why and when the interruption occurred			
Information	[Type= discrete] [Format=character] [Missing=*]		
Statistics [NW/ W]	[Valid=1141 /-] [Invalid=0 /-]		
Universe	If o9 in 1		
Source	Interviewer		

o9_1: Specify why and when the interruption occurred

Literal question O9. Did you have to interrupt the interview?
If "Yes" => Why, and at which point?

Value	Label	Cases	Percentage
.		1036	90.8%
.b		1	0.1%
1		1	0.1%
15mn apres le debut, elle a repondu au telephone pendant 5mn		1	0.1%
2		2	0.2%
2 a 3 reprise pour qu'elle puisse vendre		1	0.1%
A LA QUESTION MODULE E		1	0.1%
AU MOMENT DU REPAS		1	0.1%
ELLE A REPONDU AU TELEPHONE PENDANT UN CERTAIN TEMPS ENSUITE SON COUSIN EST PASS		1	0.1%
ELLE AVAIT UNE VISITE		1	0.1%
Elle avait cours a 16h, je suis revenu le lendemain		1	0.1%
Elle devait bercer un bebe que sa voisine venait de lui amener		1	0.1%
Elle est descendu de l'etage pour acheter du gaz a la boutique		1	0.1%
HEURE DU REPAS POUR MANGER		1	0.1%
Heure dejeuner		1	0.1%
IL ETAIT PARTI A LA MOSQUEE		2	0.2%
IL REPONDAIT AU TELEPHONE		1	0.1%
L'HEURE DE LA PRIERE		1	0.1%

o9_1: Specify why and when the interruption occurred

Value	Label	Cases	Percentage
L'enquete avait une visite		1	0.1%
L'entretien a eu lieu devant un deses magasins il se levait souvent pour vendreq		1	0.1%
LE FRERE ETAIT OCCUPE IL GERE LE TELECENTRE		1	0.1%
Le pere du chef de menage etait apparu lorsque je faisais le Module E. Il m'a de		1	0.1%
PAR LARRIVEE DUN AUTRE MIGRANT EU VISITE QUI EST LE FRERE DE ABDOU AZIZ SOUS MEN		1	0.1%
PARCE QUE LE CM BAPTISAIT SON ENFANT 06		1	0.1%
PARCE QUELLE CUISINAIT LE REPAS		1	0.1%
PARCEQU ELLE CUISINAIT ET QUELLE FAISAIT DES VAS ET VIENS		1	0.1%
PARCEQU'ELLE CUISINAIT		1	0.1%
PARECE QUELLE CUISINAIT		1	0.1%
POUR DEJEUNER ET PRIER		1	0.1%
POUR MANGER ET ATTENDU LE NUMERO 8 POUR PRECISER LES REPONSES		1	0.1%
Pour prier		1	0.1%
Pour prier Module A (12)		1	0.1%

o9_1: Specify why and when the interruption occurred

Value	Label	Cases	Percentage
REFUS DE REpondre		1	0.1%
SON PETIT FILS PLEURAIT		1	0.1%
a 13h23 pour le repas		1	0.1%
a 13h25 elle m'a invite a dejeuner jusqu'a 13h45		1	0.1%
a chaque fois une cliente arrive		1	0.1%
a l'heure du repas		1	0.1%
au milieu de l'enquete il est sorti discuter avec quelqu'un pendant 15minutes		1	0.1%
au moment de dejeuner l'entretien a ete interrompu pendant 25mn		1	0.1%
au moment de prendre son petit dejeuner		1	0.1%
au moment des contacts l'enquete ne maitrise les familles des migrants		1	0.1%
au moment des repas		1	0.1%
au moment du repas		1	0.1%
au moment du repas m a observe un break de 30mn		1	0.1%
au niveau des ages		1	0.1%
aux moments de la priere		1	0.1%
bagare dans le quartier		1	0.1%
car il ya sa fille qui passait avec son mari		1	0.1%
chef de menage devrait sortir ,on a interrompu pour le lendemain		1	0.1%

o9_1: Specify why and when the interruption occurred

Value	Label	Cases	Percentage
de temps en temps pour surveiller sa cuisine		1	0.1%
dejeuner		2	0.2%
doit aller travailler		1	0.1%
elle etait fatigued		1	0.1%
elle lavait son enfant		1	0.1%
elle saffairait dans la cuisine		1	0.1%
elle se lavait		1	0.1%
entretien interrompu pour 27 mn pour la priere		1	0.1%
heure de cuisine ,surveiller la bonne		1	0.1%
heure priere		1	0.1%
il est rester cinq mn dans l'appartement		1	0.1%
il vendait dans l'enquete		1	0.1%
je suis reste 15mn sans parler tout le monde tergiversait pour repondre		1	0.1%
l'epouse du cm avait un rv a l'hospital, je suis revenu le lendemain pour termine		1	0.1%
la femme du cm ne voulait pas qu'on termine le questionnaire		1	0.1%
le cm a ete enquete a son bureau et souvent interrompu		1	0.1%
le cm devait regler quelques problemes module a (a 18)		1	0.1%
le dejeuner		1	0.1%
le fils repondait au telephone et le cm m'adit de l'attendre		1	0.1%
le repondant est un vendeur		1	0.1%

o9_I: Specify why and when the interruption occurred

Value	Label	Cases	Percentage
Quand il avait un client a livrer des poulets			
lorsque les voisins lui parlait		1	0.1%
manger dejeuner		1	0.1%
match guinee maroc		1	0.1%
pendant 15m avait une visite		1	0.1%
pendant l'entretien		1	0.1%
pendant tout l'entretien		1	0.1%
pour aller		1	0.1%
pour attendre le migrant et sa femme qui ete a oukam		1	0.1%
pour controler sa marmite		1	0.1%
pour dejeuner		1	0.1%
pour la priere du vendredi puis le cm est sorti l'entretien a repris le lendemai		1	0.1%
pour le manger		1	0.1%
pour lui laisser le temps d'aller dans sa chambre pour chercher le nÂ° de contact		1	0.1%
pour lui permettre de calmer les enfants		1	0.1%
pour manger et prier		1	0.1%
pour prier		2	0.2%
pour prier et manger		1	0.1%
pour raison de priere		1	0.1%
pour refaire l'argumentaire		1	0.1%
pour vendre l'enquete a ete faite dans la boutique		1	0.1%
presence d'un frere qui parle avec lui		1	0.1%
prier et dejeuner		1	0.1%

# o9_1: Specify why and when the interruption occurred			
Value	Label	Cases	Percentage
priere a la mosque		1	0.1%
priere de tisbar		1	0.1%
priere et dejeuner		1	0.1%
reponse au telephone		1	0.1%
sa fille n'etait pas d'accord pour que le cm repond		1	0.1%
salutation plus un client venu telephoner		1	0.1%
ses enfants voulaient leur petit dejeuner		1	0.1%
telephone		1	0.1%
travaux menagers		1	0.1%
visite d'une cliente pour commender du couscous		1	0.1%
<i>Warning: these figures indicate the number of cases found in the data file. They cannot be interpreted as summary statistics of the population of interest.</i>			
# o10: Comprehension of the questions			
Information	[Type= discrete] [Format=numeric] [Range= 1-2147483624] [Missing=*]		
Statistics [NW/ W]	[Valid=1130 /-] [Invalid=11 /-]		
Source	Interviewer		
Literal question	O10. In your opinion, was the respondent's comprehension of the questions:		
Value	Label	Cases	Percentage
1	Excellent	394	34.9%
2	Good	619	54.8%
3	Adequate	115	10.2%
4	Poor	2	0.2%
Sysmiss		11	
<i>Warning: these figures indicate the number of cases found in the data file. They cannot be interpreted as summary statistics of the population of interest.</i>			
# o11: Difficulties to answer			
Information	[Type= discrete] [Format=numeric] [Range= 0-1] [Missing=*]		
Statistics [NW/ W]	[Valid=1129 /-] [Invalid=12 /-]		
Source	Interviewer		
Literal question	O11. Did the respondent have difficulties answering certain questions?		
Value	Label	Cases	Percentage
0	No	1028	91.1%
1	Yes	101	8.9%
Sysmiss		12	
<i>Warning: these figures indicate the number of cases found in the data file. They cannot be interpreted as summary statistics of the population of interest.</i>			

# o11_1: Specify which difficulties			
Information	[Type= discrete] [Format=character] [Missing=*]		
Statistics [NW/ W]	[Valid=1141 /-] [Invalid=0 /-]		
Universe	If o11 in 1		
Source	Interviewer		
Literal question	O11. Did the respondent have difficulties answering certain questions? If "Yes" => Which ones?		
Value	Label	Cases	Percentage
.		1041	91.2%
.b		1	0.1%
2		1	0.1%
A24 pour l'individu 16		1	0.1%
A7 a A17/B1/B2/E22 a A14/A13a/A13b		1	0.1%
AG DES MEMBRES DU MENAGE		1	0.1%
AGE		1	0.1%
AGE DES MEMBRES DE LA FAMILLE		1	0.1%
AGE Q3		1	0.1%
Age et metier exerce par individu NÂ°5		1	0.1%
B4 et le module C		1	0.1%
CONTACT DE SON EPOUX		1	0.1%
CONTACT DU MIGRANT DATE DE DEPART ET NIVEAU DINSTRUCTION		1	0.1%
CONTACT ET LE TRAVAIL QUE FAISAIT SON MARI EN ITALIE		1	0.1%
CONTACT MEMBRES ETR		1	0.1%
CONTACTS		1	0.1%
Ce qui concerne son beau fils		1	0.1%
Date de depart, Niveau d 'instrction et statut d activite du migrant		1	0.1%
E3		1	0.1%
ELLE NA PAS VOULU		1	0.1%

o11_1: Specify which difficulties

Value	Label	Cases	Percentage
FOURNIR LES INFORMATION: SUR LE NIVEAU DE TUDE ET LA PROFESSION			
Elle a voulu qu on prenne son numero		1	0.1%
LA CATEGORIE SOCIOPROFESS DES MIGRANTS		1	0.1%
LES DATES DE NIAISSANCE		1	0.1%
Les villes ou resident les migrants		1	0.1%
MODULE C		1	0.1%
MODULE E ET A 18 ET A20		1	0.1%
Niveau d instruction du CM		1	0.1%
Niveau d'instruction des migrants		1	0.1%
POUR L'ANNEE DOCCUPATION DE LA CONSESSION CAR ELLE EST NEE LA BA		1	0.1%
POUR LES AGES		1	0.1%
PRENOM ENFANT DECEDE		1	0.1%
Pour le contact, il n e trouve pas son utilite dans notre en quete car il faut f		1	0.1%
Q3 A18 ET B2 ET CEST POURQUOI IL A FAIT APPEL A 10		1	0.1%
Q3 B2 A18 A13		1	0.1%
SUR LA SCOLARITE DU CM		1	0.1%
SUR LES AGES		1	0.1%
TOUTES LES QUESTIONS		1	0.1%
a E22b et aE28		1	0.1%

o11_l: Specify which difficulties

Value	Label	Cases	Percentage
age et date du premier depart du migrant		1	0.1%
age et niveau d'instructions		1	0.1%
age et scolarite		1	0.1%
age, scolarite et contact		1	0.1%
ages		1	0.1%
ages des enfants		1	0.1%
ages et activite des migrants		1	0.1%
ages et annees decees enfants (semblait feindre de repondre, semblait evasif)		1	0.1%
ages et niveau d'instruction		1	0.1%
au niveau des ages		1	0.1%
concernant les contacts		1	0.1%
contact		1	0.1%
contact des migrants		1	0.1%
contact du mari		1	0.1%
contact, logement,migratic		1	0.1%
contats		1	0.1%
date d'occupation du logement		1	0.1%
date de depart des migrants		2	0.2%
date de depart du pere du CM		1	0.1%
elle avait des difficultes pour donner l'age des enfants		1	0.1%
en ce qui concerne la femme de son petit fils		1	0.1%
l'age de son mari et de son frere		1	0.1%
la date d'occupation et la date naissance du cm		1	0.1%
la date de naissance de son mari		1	0.1%

o11_1: Specify which difficulties

Value	Label	Cases	Percentage
la profession du migrant		1	0.1%
le nom de mari a l'etranger		1	0.1%
le nom du mari et son contact		1	0.1%
les ages		5	0.4%
les ages et niveau scolaire		1	0.1%
les dates de naissance		1	0.1%
les dates de naissances et les niveaux d'instructions		1	0.1%
les dates de naissance et de deces de ses enfants les ages des membres du menag		1	0.1%
n'a pas voulu donner le nom de ses enfants hors menage		1	0.1%
niveau d instruction de son pere		1	0.1%
niveau d'instruction du cm, ages de certains du menage et certaine questions con		1	0.1%
par rapport contact migrants		1	0.1%
plutot pour de donner certaines informations		1	0.1%
pour les ages de ses soeurs hors meneges		1	0.1%
pour donner le nom du migrant qui se trouve etre le mari de sa famille		1	0.1%
pour l age de ses enfants		1	0.1%
pour le cas du mari de sa mere car ils n'ont pasde rapport mais a la sortit j'ai		1	0.1%

o11_1: Specify which difficulties

Value	Label	Cases	Percentage
	pour les ages des enfants et de sa coepouse	1	0.1%
	pour les niveaux d'instruction	1	0.1%
	pour son frere immigré car ils ont le meme pere seulement donc il ne connait pas	1	0.1%
	presque toutes les questions	1	0.1%
	profession de sa soeur migrante	1	0.1%
	profession du migrant	1	0.1%
	q3, a13, a18, b2	1	0.1%
	refus de donner le nom de sa fille a l'etranger	1	0.1%
	seulement au niveau des ages	1	0.1%
	son age et celui de son co epouse	1	0.1%
	sur de son mari	1	0.1%
	sur les ages	2	0.2%
	sur les ages et les classes frequentees	2	0.2%
	tout ce qui concerne le migrant	1	0.1%
	tout ce qui concerne sa belle soeur awa	1	0.1%

Warning: these figures indicate the number of cases found in the data file. They cannot be interpreted as summary statistics of the population of interest.

o12: Use of written documents

Information	[Type= discrete] [Format=numeric] [Range= 0-1] [Missing=*]
Statistics [NW/ W]	[Valid=1134 /-] [Invalid=7 /-]
Source	Interviewer
Literal question	O12. Did the person use written documents to answer the questionnaire?

Value	Label	Cases	Percentage
0	No	1107	97.6%
1	Yes	27	2.4%
Sysmiss		7	

Warning: these figures indicate the number of cases found in the data file. They cannot be interpreted as summary statistics of the population of interest.

o12_1: Specify which documents

Information	[Type= discrete] [Format=character] [Missing=*]
Statistics [NW/ W]	[Valid=1141 /-] [Invalid=0 /-]
Universe	If o12 in 1

o12_1: Specify which documents

Source		Interviewer	
Literal question		O12. Did the person use written documents to answer the questionnaire? If "Yes" => For which questions?	
Value	Label	Cases	Percentage
.		1118	98.0%
Contact du migrant		1	0.1%
Date de naissance		1	0.1%
Elle est allee chercher son agenda pour donner le NÂ° de telephone de son fils en		1	0.1%
PAPIER ATTESTANT LA PROPRIETE DE LA PARCELLE		1	0.1%
POUR ETRE SUR DE SON AGE ELLE A SORTIT SA CARTE D'IDENTITE		1	0.1%
POUR LES DATES DE NAISSANCE		1	0.1%
Pour les ages		1	0.1%
Q3		1	0.1%
SON AGE ELLE A UTILISE SA CARTE D'IDENTITE		1	0.1%
ages des membres du menage passe port pour la migration une convocation pour l e		1	0.1%
cartes d'identite de certains membres de son menage		1	0.1%
contact de son ami migrant		1	0.1%
contact des migrants		1	0.1%
contact du migrant		1	0.1%
extaits de naissance		1	0.1%
l'age du mari		1	0.1%
les ages		1	0.1%

# o12_1: Specify which documents			
Value	Label	Cases	Percentage
numero de telephone des migrants		1	0.1%
pieces d'identite pour Q3		1	0.1%
pour les ages		2	0.2%
pour les ages de certains membres		1	0.1%
q3		1	0.1%
<i>Warning: these figures indicate the number of cases found in the data file. They cannot be interpreted as summary statistics of the population of interest.</i>			
# hhmember: Total number of persons in the HH (living in or outside)			
Information	[Type= continuous] [Format=numeric] [Range= 1-49] [Missing=*]		
Statistics [NW/ W]	[Valid=1141 /-] [Invalid=0 /-] [Mean=10.824 /-] [StdDev=5.989 /-]		
Notes	<p>Variable calculated from the following variables:</p> <ul style="list-style-type: none"> - n_menage (Household number) - n_indiv (Individual number in the HH (HH head)) <p>Stata program:</p> <pre>sort n_menage n_indiv egen hhmember=max(n_indiv), by(n_menage)</pre>		
# hmember: Number of persons living in the HH (excluding the persons declared as living outside the HH)			
Information	[Type= continuous] [Format=numeric] [Range= 1-44] [Missing=*]		
Statistics [NW/ W]	[Valid=1121 /-] [Invalid=20 /-] [Mean=8.428 /-] [StdDev=5.338 /-]		
Notes	<p>Variable calculated from the following variables:</p> <ul style="list-style-type: none"> - n_menage (Household number) - n_indiv (Individual number in the HH (HH head)) - hh_a4 (Living in the HH (HH head)) <p>Stata program:</p> <pre>gen temp=1 if hh_a4==1 replace temp=0 if hh_a4==0 sort n_menage n_indiv gen temp_2=temp if n_menage!=n_menage[_n-1] replace temp_2=temp_2[_n-1]+temp if temp_2==. sort n_menage n_indiv egen hmember=max(temp_2), by(n_menage) drop temp temp_2</pre>		
# hnucleus: Number of nucleus in the HH			
Information	[Type= continuous] [Format=numeric] [Range= 0-21] [Missing=*]		
Statistics [NW/ W]	[Valid=1141 /-] [Invalid=0 /-] [Mean=1.832 /-] [StdDev=1.573 /-]		
# hchildin: Number of children of the HH head living in the HH			
Information	[Type= continuous] [Format=numeric] [Range= 0-17] [Missing=*]		
Statistics [NW/ W]	[Valid=1141 /-] [Invalid=0 /-] [Mean=3.42 /-] [StdDev=2.768 /-]		
Notes	<p>Variable calculated from the following variables:</p> <ul style="list-style-type: none"> - n_menage (Household number) - childhh (Children of the HH head living in the HH) <p>Stata program:</p> <pre>sort n_menage egen hchildin=sum(childHH), by(n_menage)</pre>		

# hchild04: Number of children from 0 to 4 years old living in the HH	
Information	[Type= continuous] [Format=numeric] [Range= 0-5] [Missing=*]
Statistics [NW/ W]	[Valid=1141 /-] [Invalid=0 /-] [Mean=0.391 /-] [StdDev=0.698 /-]
Notes	<p>Variable calculated from the following variables:</p> <ul style="list-style-type: none"> - n_menage (Household number) - childage (Age class of the HH head children living in the HH) <p>Stata program: tab childage, gen(childage_dum) egen hchild04=sum(childage_dum1), by(n_menage) drop childage_dum1</p>
# hchild511: Number of children from 5 to 12 years old living in the HH	
Information	[Type= continuous] [Format=numeric] [Range= 0-7] [Missing=*]
Statistics [NW/ W]	[Valid=1141 /-] [Invalid=0 /-] [Mean=0.591 /-] [StdDev=0.97 /-]
Notes	<p>Variable calculated from the following variables:</p> <ul style="list-style-type: none"> - n_menage (Household number) - childage (Age class of the HH head children living in the HH) <p>Stata program: tab childage, gen(childage_dum) egen hchild511=sum(childage_dum2), by(n_menage) drop childage_dum2</p>
# hchild12: Number of children from 12 years old & plus living in the HH	
Information	[Type= continuous] [Format=numeric] [Range= 0-16] [Missing=*]
Statistics [NW/ W]	[Valid=1141 /-] [Invalid=0 /-] [Mean=2.413 /-] [StdDev=2.519 /-]
Notes	<p>Variable calculated from the following variables:</p> <ul style="list-style-type: none"> - n_menage (Household number) - childage (Age class of the HH head children living in the HH) <p>Stata program: tab childage, gen(childage_dum) egen hchild12=sum(childage_dum3), by(n_menage) drop childage_dum3</p>
# hchildout: Number of children of the HH head living outside the HH	
Information	[Type= continuous] [Format=numeric] [Range= 0-19] [Missing=*]
Statistics [NW/ W]	[Valid=1141 /-] [Invalid=0 /-] [Mean=1.443 /-] [StdDev=2.103 /-]
Notes	<p>Variable calculated from the following variables:</p> <ul style="list-style-type: none"> - n_menage (Household number) - childouth (Children of the HH head living outside the HH) <p>Stata program: sort n_menage egen hchildout=sum(childouthHH), by(n_menage)</p>
# hmigchild: Number of children of HH head living outside Senegal	
Information	[Type= continuous] [Format=numeric] [Range= 0-11] [Missing=*]
Statistics [NW/ W]	[Valid=1141 /-] [Invalid=0 /-] [Mean=0.407 /-] [StdDev=0.925 /-]
Notes	<p>Variable calculated from the following variables:</p> <ul style="list-style-type: none"> - n_menage (Household number) - migchild (Children of the HH head living abroad) <p>Stata program: sort n_menage egen hmigchild=sum(migchild), by(n_menage)</p>

# hmigsons: Number of sons of the HH head living outside Senegal	
Information	[Type= continuous] [Format=numeric] [Range= 0-5] [Missing=*]
Statistics [NW/ W]	[Valid=1141 /-] [Invalid=0 /-] [Mean=0.242 /-] [StdDev=0.596 /-]
Notes	Variable calculated from the following variables: - n_menage (Household number) - migs (Son of the HH head living abroad) Stata program: sort n_menage egen hmigsons=sum(migs), by(n_menage)
# hmigdaughters: Number of daughters of the HH head living outside Senegal	
Information	[Type= continuous] [Format=numeric] [Range= 0-6] [Missing=*]
Statistics [NW/ W]	[Valid=1141 /-] [Invalid=0 /-] [Mean=0.165 /-] [StdDev=0.527 /-]
Notes	Variable calculated from the following variables: - n_menage (Household number) - migd (Daughter of the HH head living abroad) Stata program: sort n_menage egen hmigdaughters = sum(migd), by(n_menage)
# hspout: Number of partners of the HH head living outside the HH, whatever the country of residence	
Information	[Type= continuous] [Format=numeric] [Range= 0-2] [Missing=*]
Statistics [NW/ W]	[Valid=1141 /-] [Invalid=0 /-] [Mean=0.0762 /-] [StdDev=0.282 /-]
Notes	Variable calculated from the following variables: - n_menage (Household number) - out_spouse (Partner of the HH head living outside the HH) Stata program: sort n_menage egen hspout=sum(out_spouse), by(n_menage)
# hmigspcm: Number of partners of the HH head outside Senegal	
Information	[Type= continuous] [Format=numeric] [Range= 0-2] [Missing=*]
Statistics [NW/ W]	[Valid=1141 /-] [Invalid=0 /-] [Mean=0.0631 /-] [StdDev=0.254 /-]
Notes	Variable calculated from the following variables: - n_menage (Household number) - migspouse (Partner of the HH head living abroad) Stata program: sort n_menage egen hmigspcm=sum(migspouse), by(n_menage)
# hmigspot: Total number of partners living abroad	
Information	[Type= continuous] [Format=numeric] [Range= 0-4] [Missing=*]
Statistics [NW/ W]	[Valid=1141 /-] [Invalid=0 /-] [Mean=0.126 /-] [StdDev=0.39 /-]
Definition	Partners of the HH head or of the other members of the HH living abroad
Notes	Variable calculated from the following variables: - n_menage (Household number) - migsp_any (Partner of someone in the HH living abroad) Stata program: sort n_menage egen hmigspot=sum(migsp_any), by(n_menage)
# hmigtot: Total number of persons living outside Senegal, whatever the country of residence	
Information	[Type= continuous] [Format=numeric] [Range= 0-11] [Missing=*]

# hmidtot: Total number of persons living outside Senegal, whatever the country of residence	
Statistics [NW/ W]	[Valid=1141 /-] [Invalid=0 /-] [Mean=1.075 /-] [StdDev=1.403 /-]
Definition	(hmitoother + hmitgsptot + hmitgchild)
Notes	Variable calculated from the following variables: - n_menage (Household number) - pmigrant (Current migrants: individuals outside HH living outside Senegal) Stata program: sort n_menage egen hmidtot=sum(pmigrant), by(n_menage)
# hmitoother: Number of persons living outside Senegal and keeping regular contacts	
Information	[Type= continuous] [Format=numeric] [Range= 0-8] [Missing=*]
Statistics [NW/ W]	[Valid=1141 /-] [Invalid=0 /-] [Mean=0.543 /-] [StdDev=1.065 /-]
Definition	Total number of persons living abroad and keeping regular contacts with the HH during the 12 months before the survey (excluding of the other migrants category - partners, children)
Notes	Variable calculated from the following variables: - hmitgchild (Number of children of HH head living outside Senegal) - hmitgsptot (Total number of partners living abroad) - hmidtot (Total number of persons living outside Senegal, whatever the country of residence) Stata program: gen hmitoother=hmidtot-hmitgchild-hmitgsptot
# hmitafr: Number of HH persons living in Africa, excluding Senegal	
Information	[Type= continuous] [Format=numeric] [Range= 0-5] [Missing=*]
Statistics [NW/ W]	[Valid=1141 /-] [Invalid=0 /-] [Mean=0.169 /-] [StdDev=0.535 /-]
Notes	Variable calculated from the following variables: - n_menage (Household number) - pmig_region (Residence region of the current migrants) Stata program: sort n_menage tab pmig_region, gen(migreg) egen hmitafr=sum(migreg1), by(n_menage) drop migreg1
# hmitueur: Number of HH persons living in Europe	
Information	[Type= continuous] [Format=numeric] [Range= 0-8] [Missing=*]
Statistics [NW/ W]	[Valid=1141 /-] [Invalid=0 /-] [Mean=0.752 /-] [StdDev=1.158 /-]
Notes	Variable calculated from the following variables: - n_menage (Household number) - pmig_region (Residence region of the current migrants) Stata program: sort n_menage tab pmig_region, gen(migreg) egen hmitueur=sum(migreg2), by(n_menage) drop migreg2
# hmitgrete: Number of HH persons living outside Senegal, neither Africa, nor Europe	
Information	[Type= continuous] [Format=numeric] [Range= 0-5] [Missing=*]
Statistics [NW/ W]	[Valid=1141 /-] [Invalid=0 /-] [Mean=0.138 /-] [StdDev=0.492 /-]
Notes	Variable calculated from the following variables: - n_menage (Household number) - pmig_region (Residence region of the current migrants) Stata program: sort n_menage

# hmigrester: Number of HH persons living outside Senegal, neither Africa, nor Europe			
	<pre>tab pmig_region, gen(migreg) egen hmigrester=sum(migreg3), by(n_menage) drop migreg3</pre>		
# hmigret: Number of migrants back in the HH			
Information	[Type= continuous] [Format=numeric] [Range= 0-8] [Missing=*]		
Statistics [NW/ W]	[Valid=1141 /-] [Invalid=0 /-] [Mean=0.253 /-] [StdDev=0.684 /-]		
Definition	Individuals which have lived abroad for at least one year		
Notes	<p>Variable calculated from the following variables:</p> <ul style="list-style-type: none"> - n_menage (Household number) - preturn (Return migrants) <p>Stata program:</p> <pre>sort n_menage egen hmigret=sum(preturn), by(n_menage)</pre>		
# hreturn: HH with return migrants			
Information	[Type= discrete] [Format=numeric] [Range= 0-2147483624] [Missing=*]		
Statistics [NW/ W]	[Valid=1141 /-] [Invalid=0 /-]		
Notes	<p>Variable calculated from the following variable:</p> <ul style="list-style-type: none"> - hmigret (Number of migrants back in the HH) <p>Stata program:</p> <pre>gen hreturn=0 replace hreturn=1 if hmigret>0 & !inlist(hmigret,7777,8888,9999,.)</pre>		
Value	Label	Cases	Percentage
0	No	936	82.0%
1	Yes	205	18.0%
<i>Warning: these figures indicate the number of cases found in the data file. They cannot be interpreted as summary statistics of the population of interest.</i>			
# hmigrant: HH with actual migrants			
Information	[Type= discrete] [Format=numeric] [Range= 0-2147483624] [Missing=*]		
Statistics [NW/ W]	[Valid=1141 /-] [Invalid=0 /-]		
Notes	<p>Variable calculated from the following variable:</p> <ul style="list-style-type: none"> - hmigtot (Total number of persons living outside Senegal, whatever the country of residence) <p>Stata program:</p> <pre>gen hmigrant=0 replace hmigrant=1 if hmigtot>0 & !inlist(hmigtot,7777,8888,9999,.)</pre>		
Value	Label	Cases	Percentage
0	No	524	45.9%
1	Yes	617	54.1%
<i>Warning: these figures indicate the number of cases found in the data file. They cannot be interpreted as summary statistics of the population of interest.</i>			
# hnonmig: HH which have never had migrants			
Information	[Type= discrete] [Format=numeric] [Range= 0-2147483624] [Missing=*]		
Statistics [NW/ W]	[Valid=1141 /-] [Invalid=0 /-]		
Notes	<p>Variable calculated from the following variables:</p> <ul style="list-style-type: none"> - hmigtot (Total number of persons living outside Senegal, whatever the country of residence) - hmigret (Number of migrants back in the HH) <p>Stata program:</p> <pre>gen hnonmig=0 replace hnonmig=1 if hmigtot==0 & hmigret==0</pre>		

# hnonmig: HH which have never had migrants			
Value	Label	Cases	Percentage
0	No	683	59.9%
1	Yes	458	40.1%
<i>Warning: these figures indicate the number of cases found in the data file. They cannot be interpreted as summary statistics of the population of interest.</i>			
# hworkers: Number of persons living in the HH with a professional activity			
Information	[Type= continuous] [Format=numeric] [Range= 0-13] [Missing=*]		
Statistics [NW/ W]	[Valid=1141 /-] [Invalid=0 /-] [Mean=2.78 /-] [StdDev=2.13 /-]		
Notes	<p>Variable calculated from the following variables:</p> <ul style="list-style-type: none"> - n_menage (Household number) - worker (Individual with a professional activity) <p>Stata program: sort n_menage egen hworkers=sum(worker), by(n_menage)</p>		
# hratocc: Population density by housing (number of persons by room)			
Information	[Type= continuous] [Format=numeric] [Range= 0.100000001490116-15] [Missing=*]		
Statistics [NW/ W]	[Valid=1112 /-] [Invalid=29 /-] [Mean=2.473 /-] [StdDev=1.535 /-]		
Notes	<p>Variable calculated from the following variables:</p> <ul style="list-style-type: none"> - e2 (Number of rooms) - hmember (Number of persons living in the HH (excluding the persons declared as living outside the HH)) <p>Stata program: gen hratocc = hmember/e2 if !inlist(e2, 7777, 8888, 9999) replace hratocc=7777 if e2==7777 replace hratocc=8888 if e2==8888 replace hratocc=9999 if e2==9999</p>		
# hhwealth: Wealth index of the HH			
Information	[Type= continuous] [Format=numeric] [Range= -8.39731311798096-6.78687810897827] [Missing=*]		
Statistics [NW/ W]	[Valid=1131 /-] [Invalid=10 /-] [Mean=-2.65e-09 /-] [StdDev=2.255 /-]		
Notes	Variable calculated thanks to a PCA (Principal Components Analysis) integrative a part of the variables beginning with "e" (could be different from country to country).		
# weight_hhd: Normalized weight by HH			
Information	[Type= continuous] [Format=numeric] [Range= 0.0910938605666161-4.02447366714478] [Missing=*]		
Statistics [NW/ W]	[Valid=1141 /-] [Invalid=0 /-]		
Definition	Represents normalized weights to be used in the analyses related to the household data, whatever the file used.		

File : sn_qm_indiv

num_dr: DC number

Information [Type= discrete] [Format=character] [Missing=*]

Statistics [NW/ W] [Valid=12350 /-] [Invalid=0 /-]

Definition Survey area ID

Value	Label	Cases	Percentage
01		63	0.5%
02		247	2.0%
03		257	2.1%
04		171	1.4%
05		275	2.2%
06		171	1.4%
07		124	1.0%
08		196	1.6%
09		192	1.6%
10		238	1.9%
11		195	1.6%
12		203	1.6%
13		211	1.7%
14		290	2.3%
15		121	1.0%
16		132	1.1%
17		271	2.2%
18		168	1.4%
19		198	1.6%
20		197	1.6%
21		293	2.4%
22		153	1.2%
23		142	1.1%
24		158	1.3%
25		158	1.3%
26		177	1.4%
27		188	1.5%
28		152	1.2%
29		210	1.7%
30		182	1.5%
31		231	1.9%
32		231	1.9%
33		217	1.8%
34		293	2.4%
35		232	1.9%
36		255	2.1%
37		188	1.5%
38		190	1.5%
39		172	1.4%
40		216	1.7%

File : sn_qm_indiv

num_dr: DC number

Value	Label	Cases	Percentage
41		226	1.8%
42		210	1.7%
43		262	2.1%
44		158	1.3%
45		213	1.7%
46		301	2.4%
47		212	1.7%
48		224	1.8%
49		219	1.8%
50		179	1.4%
51		236	1.9%
52		206	1.7%
53		253	2.0%
54		221	1.8%
55		178	1.4%
56		236	1.9%
57		167	1.4%
58		225	1.8%
59		276	2.2%
60		190	1.5%

Warning: these figures indicate the number of cases found in the data file. They cannot be interpreted as summary statistics of the population of interest.

Strata_area: DC stratum defined in 10 classes

Information	[Type= discrete] [Format=numeric] [Range= 1-10] [Missing=*]
Statistics [NW/ W]	[Valid=12350 /-] [Invalid=0 /-]
Definition	Migration prevalence in each survey area, defined using the 2002 Census

Value	Label	Cases	Percentage
1		1272	10.3%
2		1353	11.0%
3		1233	10.0%
4		1045	8.5%
5		1145	9.3%
6		1311	10.6%
7		1363	11.0%
8		1110	9.0%
9		1294	10.5%
10		1224	9.9%

Warning: these figures indicate the number of cases found in the data file. They cannot be interpreted as summary statistics of the population of interest.

Strata_hh: Migrant HH during the census

Information	[Type= discrete] [Format=numeric] [Range= 0-1] [Missing=*]
Statistics [NW/ W]	[Valid=12350 /-] [Invalid=0 /-]
Definition	Presence of migrant in the HH during the screening survey.

File : sn_qm_indiv

Strata_hh: Migrant HH during the census

Value	Label	Cases	Percentage
0	Non migrant HH	7958	64.4%
1	HH with returnee(s) or migrant(s) abroad	4392	35.6%

Warning: these figures indicate the number of cases found in the data file. They cannot be interpreted as summary statistics of the population of interest.

ident: Individual ID

Information	[Type= discrete] [Format=character] [Missing=*]
Statistics [NW/ W]	[Valid=12350 /-] [Invalid=0 /-]
Definition	Individual identifiant = 1st letter of country + n° of questionnaire compost

n_menage: Household number

Information	[Type= continuous] [Format=numeric] [Range= 3-1320] [Missing=*]
Statistics [NW/ W]	[Valid=12350 /-] [Invalid=0 /-]
Definition	Household ID

n_indiv: Individual number in the HH

Information	[Type= discrete] [Format=numeric] [Range= 1-49] [Missing=*]
Statistics [NW/ W]	[Valid=12350 /-] [Invalid=0 /-]
Definition	ID of each individual within her/his household

Value	Label	Cases	Percentage
1		1141	9.2%
2		1124	9.1%
3		1098	8.9%
4		1060	8.6%
5		1007	8.2%
6		945	7.7%
7		870	7.0%
8		776	6.3%
9		697	5.6%
10		601	4.9%
11		509	4.1%
12		438	3.5%
13		378	3.1%
14		322	2.6%
15		265	2.1%
16		214	1.7%
17		169	1.4%
18		134	1.1%
19		105	0.9%
20		91	0.7%
21		76	0.6%
22		56	0.5%
23		43	0.3%
24		38	0.3%
25		34	0.3%

File : sn_qm_indiv

n_indiv: Individual number in the HH

Value	Label	Cases	Percentage
26		28	0.2%
27		23	0.2%
28		18	0.1%
29		14	0.1%
30		12	0.1%
31		11	0.1%
32		11	0.1%
33		8	0.1%
34		7	0.1%
35		5	0.0%
36		3	0.0%
37		2	0.0%
38		2	0.0%
39		2	0.0%
40		2	0.0%
41		2	0.0%
42		2	0.0%
43		1	0.0%
44		1	0.0%
45		1	0.0%
46		1	0.0%
47		1	0.0%
48		1	0.0%
49		1	0.0%

Warning: these figures indicate the number of cases found in the data file. They cannot be interpreted as summary statistics of the population of interest.

q3age: Age

Information	[Type= discrete] [Format=numeric] [Range= 0-2147483624] [Missing=*]
Statistics [NW/ W]	[Valid=11967 /-] [Invalid=383 /-] [Mean=26.784 /-] [StdDev=17.705 /-]
Pre-question	Date of birth
Literal question	Q3. How old are you / How old is "Name"? Don't know: In what year were you born? Age

Value	Label	Cases	Percentage
0		196	1.6%
1		230	1.9%
2		260	2.2%
3		245	2.0%
4		228	1.9%
5		232	1.9%
6		226	1.9%
7		222	1.9%
8		214	1.8%
9		158	1.3%
10		228	1.9%

File : sn_qm_indiv

q3age: Age

Value	Label	Cases	Percentage
11		150	1.3%
12		230	1.9%
13		178	1.5%
14		217	1.8%
15		248	2.1%
16		252	2.1%
17		214	1.8%
18		326	2.7%
19		205	1.7%
20		343	2.9%
21		219	1.8%
22		314	2.6%
23		267	2.2%
24		259	2.2%
25		346	2.9%
26		271	2.3%
27		247	2.1%
28		287	2.4%
29		184	1.5%
30		386	3.2%
31		193	1.6%
32		220	1.8%
33		209	1.7%
34		195	1.6%
35		254	2.1%
36		202	1.7%
37		169	1.4%
38		175	1.5%
39		110	0.9%
40		296	2.5%
41		105	0.9%
42		155	1.3%
43		126	1.1%
44		81	0.7%
45		178	1.5%
46		104	0.9%
47		95	0.8%
48		93	0.8%
49		64	0.5%
50		158	1.3%
51		51	0.4%
52		67	0.6%
53		69	0.6%

File : sn_qm_indiv

q3age: Age

Value	Label	Cases	Percentage
54		54	0.5%
55		100	0.8%
56		59	0.5%
57		43	0.4%
58		48	0.4%
59		45	0.4%
60		93	0.8%
61		20	0.2%
62		44	0.4%
63		47	0.4%
64		19	0.2%
65		69	0.6%
66		25	0.2%
67		27	0.2%
68		32	0.3%
69		20	0.2%
70		56	0.5%
71		11	0.1%
72		21	0.2%
73		17	0.1%
74		12	0.1%
75		28	0.2%
76		16	0.1%
77		7	0.1%
78		15	0.1%
79		6	0.1%
80		20	0.2%
81		7	0.1%
82		5	0.0%
83		4	0.0%
84		8	0.1%
85		8	0.1%
86		6	0.1%
87		2	0.0%
88		2	0.0%
89		1	0.0%
90		5	0.0%
92		4	0.0%
93		2	0.0%
94		1	0.0%
95		2	0.0%
97		3	0.0%
98		1	0.0%

File : sn_qm_indiv

q3age: Age

Value	Label	Cases	Percentage
100		1	0.0%
Sysmiss		383	

Warning: these figures indicate the number of cases found in the data file. They cannot be interpreted as summary statistics of the population of interest.

q3annee: Year of birth

Information	[Type= discrete] [Format=numeric] [Range= 1908-2147483624] [Missing=*]
Statistics [NW/ W]	[Valid=12108 /-] [Invalid=242 /-]
Pre-question	Date of birth
Literal question	Q3. How old are you / How old is "Name"? Don't know: In what year were you born? Year
Interviewer's instructions	(Give equivalence if Don't Know)

Value	Label	Cases	Percentage
1908		1	0.0%
1910		1	0.0%
1911		3	0.0%
1913		2	0.0%
1914		1	0.0%
1915		2	0.0%
1916		4	0.0%
1918		5	0.0%
1919		1	0.0%
1920		2	0.0%
1921		3	0.0%
1922		6	0.0%
1923		8	0.1%
1924		8	0.1%
1925		4	0.0%
1926		5	0.0%
1927		7	0.1%
1928		20	0.2%
1929		6	0.0%
1930		15	0.1%
1931		7	0.1%
1932		16	0.1%
1933		29	0.2%
1934		13	0.1%
1935		17	0.1%
1936		21	0.2%
1937		12	0.1%
1938		56	0.5%
1939		20	0.2%
1940		32	0.3%
1941		28	0.2%
1942		25	0.2%

File : sn_qm_indiv

q3annee: Year of birth

Value	Label	Cases	Percentage
1943		69	0.6%
1944		20	0.2%
1945		47	0.4%
1946		46	0.4%
1947		21	0.2%
1948		93	0.8%
1949		46	0.4%
1950		48	0.4%
1951		45	0.4%
1952		62	0.5%
1953		104	0.9%
1954		55	0.5%
1955		69	0.6%
1956		67	0.6%
1957		52	0.4%
1958		161	1.3%
1959		64	0.5%
1960		94	0.8%
1961		96	0.8%
1962		104	0.9%
1963		179	1.5%
1964		82	0.7%
1965		128	1.1%
1966		157	1.3%
1967		107	0.9%
1968		300	2.5%
1969		110	0.9%
1970		176	1.5%
1971		170	1.4%
1972		206	1.7%
1973		261	2.2%
1974		196	1.6%
1975		211	1.7%
1976		226	1.9%
1977		195	1.6%
1978		390	3.2%
1979		185	1.5%
1980		292	2.4%
1981		254	2.1%
1982		275	2.3%
1983		350	2.9%
1984		264	2.2%
1985		269	2.2%

File : sn_qm_indiv

q3annee: Year of birth

Value	Label	Cases	Percentage
1986		318	2.6%
1987		221	1.8%
1988		348	2.9%
1989		208	1.7%
1990		329	2.7%
1991		216	1.8%
1992		252	2.1%
1993		251	2.1%
1994		220	1.8%
1995		182	1.5%
1996		237	2.0%
1997		152	1.3%
1998		229	1.9%
1999		160	1.3%
2000		214	1.8%
2001		222	1.8%
2002		227	1.9%
2003		232	1.9%
2004		231	1.9%
2005		244	2.0%
2006		262	2.2%
2007		231	1.9%
2008		196	1.6%
Sysmiss		242	

Warning: these figures indicate the number of cases found in the data file. They cannot be interpreted as summary statistics of the population of interest.

q4_etr: Ego lives abroad

Information	[Type= discrete] [Format=numeric] [Range= 0-2147483624] [Missing=*]
Statistics [NW/ W]	[Valid=12348 /-] [Invalid=2 /-]
Definition	The box ETR was to be ticked by the interviewer if the individual lived abroad
Source	Interviewer
Pre-question	Reminders
Literal question	Q4. ETR, CONTACT, CONJ ETR

Value	Label	Cases	Percentage
0	No	11121	90.1%
1	Yes	1227	9.9%
Sysmiss		2	

Warning: these figures indicate the number of cases found in the data file. They cannot be interpreted as summary statistics of the population of interest.

q4_cont: Ego has contact abroad

Information	[Type= discrete] [Format=numeric] [Range= 0-2147483624] [Missing=*]
Statistics [NW/ W]	[Valid=12349 /-] [Invalid=1 /-]
Definition	The box CONTACT was to be ticked by the interviewer if the individual had contact living abroad

File : sn_qm_indiv

q4_cont: Ego has contact abroad

Source	Interviewer
Pre-question	Reminders
Literal question	Q4. ETR, CONTACT, CONJ CONTACT

Value	Label	Cases	Percentage
0	No	11560	93.6%
1	Yes	789	6.4%
Sysmiss		1	

Warning: these figures indicate the number of cases found in the data file. They cannot be interpreted as summary statistics of the population of interest.

q4_cjt: Ego's partner lives abroad

Information	[Type= discrete] [Format=numeric] [Range= 0-2147483624] [Missing=*]
Statistics [NW/ W]	[Valid=12328 /-] [Invalid=22 /-]
Definition	The box CONJ was to be ticked by the interviewer if the individual's partner lived abroad (see variable a7b)
Source	Interviewer
Pre-question	Reminders
Literal question	Q4. ETR, CONTACT, CONJ CONJ

Value	Label	Cases	Percentage
0	No	12090	98.1%
1	Yes	238	1.9%
Sysmiss		22	

Warning: these figures indicate the number of cases found in the data file. They cannot be interpreted as summary statistics of the population of interest.

a1: Sex

Information	[Type= discrete] [Format=numeric] [Range= 1-2] [Missing=*]
Statistics [NW/ W]	[Valid=12350 /-] [Invalid=0 /-]
Pre-question	Module A - Identification of household members and of the household head's personal network Sex
Literal question	A1. "Name" is:

Value	Label	Cases	Percentage
1	Man	6189	50.1%
2	Woman	6161	49.9%

Warning: these figures indicate the number of cases found in the data file. They cannot be interpreted as summary statistics of the population of interest.

a2_an: Year of death

Information	[Type= discrete] [Format=numeric] [Range= 1946-2147483624] [Missing=*]
Statistics [NW/ W]	[Valid=143 /-] [Invalid=12207 /-]
Pre-question	Year of death
Literal question	A2. Year of death Year

Value	Label	Cases	Percentage
1946		1	0.7%
1952		1	0.7%

File : sn_qm_indiv

a2_an: Year of death

Value	Label	Cases	Percentage
1958		1	0.7%
1962		1	0.7%
1965		1	0.7%
1966		1	0.7%
1967		1	0.7%
1969		1	0.7%
1971		2	1.4%
1973		1	0.7%
1974		1	0.7%
1975		3	2.1%
1976		3	2.1%
1977		1	0.7%
1978		3	2.1%
1979		2	1.4%
1980		2	1.4%
1981		2	1.4%
1983		4	2.8%
1984		3	2.1%
1985		2	1.4%
1986		4	2.8%
1987		2	1.4%
1988		2	1.4%
1989		4	2.8%
1990		1	0.7%
1991		3	2.1%
1992		2	1.4%
1993		1	0.7%
1994		1	0.7%
1995		6	4.2%
1996		5	3.5%
1997		3	2.1%
1998		5	3.5%
1999		5	3.5%
2000		5	3.5%
2001		24	16.8%
2002		3	2.1%
2003		3	2.1%
2004		4	2.8%
2005		5	3.5%
2006		3	2.1%
2007		8	5.6%
2008		7	4.9%
Sysmiss		12207	

Warning: these figures indicate the number of cases found in the data file. They cannot be interpreted as summary statistics of the population of interest.

File : sn_qm_indiv

a2_age: Age at the time of death

Information [Type= discrete] [Format=numeric] [Range= 0-2147483624] [Missing=*]

Statistics [NW/ W] [Valid=153 /-] [Invalid=12197 /-] [Mean=15.078 /-] [StdDev=18.624 /-]

Pre-question Year of death

Literal question A2. Year of death
Age

Value	Label	Cases	Percentage
0		34	22.2%
1		12	7.8%
2		11	7.2%
3		4	2.6%
4		8	5.2%
5		4	2.6%
6		4	2.6%
7		6	3.9%
8		1	0.7%
9		2	1.3%
10		3	2.0%
11		2	1.3%
12		1	0.7%
13		3	2.0%
14		2	1.3%
15		3	2.0%
16		1	0.7%
17		2	1.3%
18		1	0.7%
19		1	0.7%
20		4	2.6%
21		1	0.7%
22		2	1.3%
23		3	2.0%
24		2	1.3%
25		1	0.7%
27		1	0.7%
28		3	2.0%
29		1	0.7%
30		3	2.0%
33		1	0.7%
34		1	0.7%
35		2	1.3%
39		2	1.3%
41		1	0.7%
43		2	1.3%
44		1	0.7%
46		1	0.7%

File : sn_qm_indiv

a2_age: Age at the time of death

Value	Label	Cases	Percentage
47		2	1.3%
48		1	0.7%
49		1	0.7%
52		1	0.7%
53		1	0.7%
54		2	1.3%
55		1	0.7%
56		1	0.7%
57		2	1.3%
60		1	0.7%
63		1	0.7%
67		1	0.7%
86		1	0.7%
Sysmiss		12197	

Warning: these figures indicate the number of cases found in the data file. They cannot be interpreted as summary statistics of the population of interest.

a3: Relation with the HH head

Information	[Type= discrete] [Format=numeric] [Range= 1-2147483624] [Missing=*]
Statistics [NW/ W]	[Valid=12166 /-] [Invalid=184 /-]
Pre-question	Relationship with head of the HH
Literal question	A3. How is "Name" related to the household head?

Value	Label	Cases	Percentage
1	Household head	1141	9.4%
2	Partner/spouse	814	6.7%
3	Co-wife	21	0.2%
4	Daughter/son (biological)	5550	45.6%
5	Daughter/son-in-law, step-daughter/son	390	3.2%
6	Mother/father	102	0.8%
7	Grandfather/grandmother	4	0.0%
8	Sister/brother	790	6.5%
9	Sister/brother-in-law	195	1.6%
10	Niece/nephew	837	6.9%
11	Granddaughter/grandson	1353	11.1%
12	Other relative of HH	494	4.1%
13	Other relative of the HH's partner	246	2.0%
14	Without family ties	229	1.9%
Sysmiss		184	

Warning: these figures indicate the number of cases found in the data file. They cannot be interpreted as summary statistics of the population of interest.

a4: Living in the HH

Information	[Type= discrete] [Format=numeric] [Range= 1-2147483624] [Missing=*]
Statistics [NW/ W]	[Valid=12176 /-] [Invalid=174 /-]
Pre-question	Situation
Literal question	A4. Situation in relation to the household:

File : sn_qm_indiv

a4: Living in the HH

Post-question If a4 in 2 => Go to a8a (A8a)

Value	Label	Cases	Percentage
1	Member of the HH	9671	79.4%
2	Member outside the HH	2505	20.6%
Sysmiss		174	

Warning: these figures indicate the number of cases found in the data file. They cannot be interpreted as summary statistics of the population of interest.

a5: Nucleus number

Information [Type= discrete] [Format=numeric] [Range= 1-21] [Missing=*]

Statistics [NW/ W] [Valid=9669 /-] [Invalid=2681 /-]

Universe Household members only (A4 = 1)

Pre-question Nucleus number

Literal question A5. Nucleus number

Interviewer's instructions (according to the order foretold by the instructions)

Value	Label	Cases	Percentage
1		6710	69.4%
2		1667	17.2%
3		765	7.9%
4		338	3.5%
5		126	1.3%
6		39	0.4%
7		12	0.1%
8		2	0.0%
9		1	0.0%
10		2	0.0%
11		3	0.0%
12		2	0.0%
21		2	0.0%
Sysmiss		2681	

Warning: these figures indicate the number of cases found in the data file. They cannot be interpreted as summary statistics of the population of interest.

a6: Relation with the nucleus head

Information [Type= discrete] [Format=numeric] [Range= 1-2147483624] [Missing=*]

Statistics [NW/ W] [Valid=9657 /-] [Invalid=2693 /-]

Universe Household members only (A4 = 1)

Pre-question Relation with the nucleus head

Literal question A6. How is "Name" related to the nucleus head?

Value	Label	Cases	Percentage
1	Nucleus head	1950	20.2%
2	Partner/spouse	1082	11.2%
3	Co-wife	17	0.2%
4	Daughter/son (biological)	4910	50.8%
5	Daughter/son-in-law, step-daughter/son	34	0.4%
6	Mother/father	74	0.8%

File : sn_qm_indiv

a6: Relation with the nucleus head

Value	Label	Cases	Percentage
7	Grandfather/grandmother	5	0.1%
8	Sister/brother	331	3.4%
9	Sister/brother-in-law	46	0.5%
10	Niece/nephew	432	4.5%
11	Granddaughter/grandson	280	2.9%
12	Other relative of NH	207	2.1%
13	Other relative of the NH's partner	126	1.3%
14	Without family ties	163	1.7%
Sysmiss		2693	

Warning: these figures indicate the number of cases found in the data file. They cannot be interpreted as summary statistics of the population of interest.

a7a: Matrimonial status (household members)

Information	[Type= discrete] [Format=numeric] [Range= 0-2147483624] [Missing=*]
Statistics [NW/ W]	[Valid=7001 /-] [Invalid=5349 /-]
Universe	Household members only (A4 = 1) and over 12 years old
Pre-question	Matrimonial status (over 12 years old)
Literal question	A7a. Is he/she?
Post-question	If a7a (A7a) in 6, 7, 8 => Go to a12 (A12)
Interviewer's instructions	For the women, please specify the spouse number

Value	Label	Cases	Percentage
0	Monogamus	2099	30.0%
1	Polygamous 1st spouse	259	3.7%
2	Polygamous 2nd spouse	370	5.3%
3	Polygamous 3hd spouse	65	0.9%
4	Polygamous 4th spouse	16	0.2%
5	Consensual union	4	0.1%
6	Single	3729	53.3%
7	Widowed	294	4.2%
8	Divorced/separated	163	2.3%
9	Other	2	0.0%
Sysmiss		5349	

Warning: these figures indicate the number of cases found in the data file. They cannot be interpreted as summary statistics of the population of interest.

a7b: Is her/his partner living abroad?

Information	[Type= discrete] [Format=numeric] [Range= 0-2147483624] [Missing=*]
Statistics [NW/ W]	[Valid=5484 /-] [Invalid=6866 /-]
Universe	Household members only (A4 = 1) If a7a in 0, 1, 2, 3, 4, 5, 9
Pre-question	Partner abroad
Literal question	A7b. Does his/her partner currently live abroad?
Post-question	If a7b in 1 => Tick CONJ box (q4_cjt) If a7b in 0 => Go to a12 (A12)

File : sn_qm_indiv

a7b: Is her/his partner living abroad?

Value	Label	Cases	Percentage
0	No	5285	96.4%
1	Yes	199	3.6%
Sysmiss		6866	

Warning: these figures indicate the number of cases found in the data file. They cannot be interpreted as summary statistics of the population of interest.

a7c_1: Number of the 1st partner living abroad

Information	[Type= discrete] [Format=numeric] [Range= 1-2147483624] [Missing=*]
Statistics [NW/ W]	[Valid=168 /-] [Invalid=12182 /-]
Universe	Household members only (A4 = 1) If a7a in 0, 1, 2, 3, 4, 5, 9 If a7b in 1
Pre-question	Partner abroad
Literal question	A7c. Who is his/her partner? 1st partner
Interviewer's instructions	Look at the flap and note down partner(s)'s ID(s)

Value	Label	Cases	Percentage
1		6	3.6%
2		13	7.7%
3		6	3.6%
4		7	4.2%
5		3	1.8%
6		12	7.1%
7		9	5.4%
8		12	7.1%
9		10	6.0%
10		17	10.1%
11		11	6.5%
12		9	5.4%
13		4	2.4%
14		4	2.4%
15		3	1.8%
16		4	2.4%
17		9	5.4%
18		6	3.6%
19		4	2.4%
20		2	1.2%
21		4	2.4%
22		2	1.2%
24		3	1.8%
25		2	1.2%
26		1	0.6%
27		1	0.6%
28		1	0.6%
32		1	0.6%

File : sn_qm_indiv

a7c_1: Number of the 1st partner living abroad

Value	Label	Cases	Percentage
33		1	0.6%
36		1	0.6%
Sysmiss		12182	

Warning: these figures indicate the number of cases found in the data file. They cannot be interpreted as summary statistics of the population of interest.

a7c_2: Number of the 2nd partner living abroad

Information	[Type= discrete] [Format=numeric] [Range= 0-2147483624] [Missing=*]
Statistics [NW/ W]	[Valid=45 /-] [Invalid=12305 /-]
Universe	Household members only (A4 = 1) If a7a in 0, 1, 2, 3, 4, 5, 9 If a7b in 1 If the individual has more than one partner living abroad
Pre-question	Partner abroad
Literal question	A7c. Who is his/her partner? 2nd partner
Interviewer's instructions	Look at the flap and note down partner(s)'s ID(s)

Value	Label	Cases	Percentage
0		1	2.2%
1		1	2.2%
2		3	6.7%
5		1	2.2%
6		2	4.4%
8		3	6.7%
9		6	13.3%
10		1	2.2%
11		1	2.2%
12		2	4.4%
13		4	8.9%
14		2	4.4%
15		3	6.7%
16		3	6.7%
17		1	2.2%
20		3	6.7%
21		4	8.9%
23		2	4.4%
27		1	2.2%
42		1	2.2%
Sysmiss		12305	

Warning: these figures indicate the number of cases found in the data file. They cannot be interpreted as summary statistics of the population of interest.

a8a: Matrimonial status (members outside the household)

Information	[Type= discrete] [Format=numeric] [Range= 0-2147483624] [Missing=*]
Statistics [NW/ W]	[Valid=2306 /-] [Invalid=10044 /-]
Universe	Members outside the household only (A4 = 2) and over 12 years old
Pre-question	Matrimonial status (over 12 years old)

File : sn_qm_indiv

a8a: Matrimonial status (members outside the household)

Literal question	A8a. Is he/she?
Post-question	If a8a (A8a) in 6, 7, 8 => Go to a9 (A9)
Interviewer's instructions	For the women, please specify the spouse number

Value	Label	Cases	Percentage
0	Monogamus	1256	54.5%
1	Polygamous 1st spouse	117	5.1%
2	Polygamous 2nd spouse	129	5.6%
3	Polygamous 3hd spouse	20	0.9%
4	Polygamous 4th spouse	3	0.1%
5	Consensual union	5	0.2%
6	Single	716	31.0%
7	Widowed	21	0.9%
8	Divorced/separated	38	1.6%
9	Other	1	0.0%
Sysmiss		10044	

Warning: these figures indicate the number of cases found in the data file. They cannot be interpreted as summary statistics of the population of interest.

a8b: Is she/he the partner of someone living in the HH?

Information	[Type= discrete] [Format=numeric] [Range= 0-2147483624] [Missing=*]
Statistics [NW/ W]	[Valid=1529 /-] [Invalid=10821 /-]
Universe	Members outside the household only (A4 = 2) and over 12 years old If a8a in 0, 1, 2, 3, 4, 5, 9
Pre-question	Partner in the household
Literal question	A8b. Is he/she the partner of someone living in the household?
Post-question	If a8b (A8b) in 0 => Go to a9 (A9)

Value	Label	Cases	Percentage
0	No	1325	86.7%
1	Yes	204	13.3%
Sysmiss		10821	

Warning: these figures indicate the number of cases found in the data file. They cannot be interpreted as summary statistics of the population of interest.

a8c_1: Number of the 1st partner living in the household

Information	[Type= discrete] [Format=numeric] [Range= 1-2147483624] [Missing=*]
Statistics [NW/ W]	[Valid=199 /-] [Invalid=12151 /-]
Universe	Members outside the household only (A4 = 2) and over 12 years old If a8a in 0, 1, 2, 3, 4, 5, 9 If a8b in 1
Pre-question	Partner in the household
Literal question	A8c. Who is his/her partner? 1st partner
Interviewer's instructions	Note the ID of the partner below. Then report Ego's ID on his/her partner lign in A7c (flap CONJ)

Value	Label	Cases	Percentage
1		88	44.2%
2		15	7.5%

File : sn_qm_indiv

a8c_1: Number of the 1st partner living in the household

Value	Label	Cases	Percentage
3		9	4.5%
4		1	0.5%
5		7	3.5%
6		8	4.0%
7		17	8.5%
8		9	4.5%
9		6	3.0%
10		4	2.0%
11		10	5.0%
12		6	3.0%
13		2	1.0%
14		4	2.0%
16		1	0.5%
17		1	0.5%
18		3	1.5%
19		3	1.5%
20		2	1.0%
21		1	0.5%
22		2	1.0%
Sysmiss		12151	

Warning: these figures indicate the number of cases found in the data file. They cannot be interpreted as summary statistics of the population of interest.

a8c_2: Number of the 2nd partner living in the household

Information	[Type= discrete] [Format=numeric] [Range= 0-2147483624] [Missing=*]
Statistics [NW/ W]	[Valid=43 /-] [Invalid=12307 /-]
Universe	Members outside the household only (A4 = 2) and over 12 years old If a8a in 0, 1, 2, 3, 4, 5, 9 If a8b in 1 If the individual has more than one partner living in the household
Pre-question	Partner in the household
Literal question	A8c. Who is his/her partner? 2nd partner
Interviewer's instructions	Note the ID of the partner below. Then report Ego's ID on his/her partner lign in A7c (flap CONJ)

Value	Label	Cases	Percentage
0		1	2.3%
1		8	18.6%
2		2	4.7%
3		4	9.3%
4		2	4.7%
5		5	11.6%
6		7	16.3%
7		5	11.6%
8		4	9.3%
9		2	4.7%

File : sn_qm_indiv

a8c_2: Number of the 2nd partner living in the household

Value	Label	Cases	Percentage
10		1	2.3%
14		1	2.3%
15		1	2.3%
Sysmiss		12307	

Warning: these figures indicate the number of cases found in the data file. They cannot be interpreted as summary statistics of the population of interest.

a9: Has Ego already lived with the HH head?

Information	[Type= discrete] [Format=numeric] [Range= 0-2147483624] [Missing=*]
Statistics [NW/ W]	[Valid=2442 /-] [Invalid=9908 /-]
Universe	Members outside the household only (A4 = 2)
Literal question	A9. Has "Name" ever lived with the household head?

Value	Label	Cases	Percentage
0	No	351	14.4%
1	Yes	2091	85.6%
Sysmiss		9908	

Warning: these figures indicate the number of cases found in the data file. They cannot be interpreted as summary statistics of the population of interest.

a10: Is Ego currently living abroad?

Information	[Type= discrete] [Format=numeric] [Range= 0-2147483624] [Missing=*]
Statistics [NW/ W]	[Valid=2505 /-] [Invalid=9845 /-]
Universe	Members outside the household only (A4 = 2)
Pre-question	Current place of residence
Literal question	A10. Does he/she currently live abroad?
Post-question	If a10 (A10) in 0 => Go to a12 (A12) If a10 (A10) in 1 => Tick ETR in the flap

Value	Label	Cases	Percentage
0	No	1278	51.0%
1	Yes	1227	49.0%
Sysmiss		9845	

Warning: these figures indicate the number of cases found in the data file. They cannot be interpreted as summary statistics of the population of interest.

a11: In which country?

Information	[Type= discrete] [Format=numeric] [Range= 96000-2147483624] [Missing=*]
Statistics [NW/ W]	[Valid=1208 /-] [Invalid=11142 /-]
Universe	Members outside the household only (A4 = 2) If a10 in 1
Pre-question	Contact
Literal question	A11. In which country?
Post-question	Go to a13a_an (A13a)
Interviewer's instructions	Indicate the country in plain text If France, Italy, Spain => CONTACT

Value	Label	Cases	Percentage
96000	FRANCE	399	33.0%
99103	NORWAY	1	0.1%

File : sn_qm_indiv

a11: In which country?

Value	Label	Cases	Percentage
99104	SWEDEN	3	0.2%
99109	GERMANY	16	1.3%
99123	RUSSIA	1	0.1%
99126	GREECE	1	0.1%
99127	ITALY	262	21.7%
99131	BELGIUM	13	1.1%
99132	UNITED KINGDOM	4	0.3%
99134	SPAIN	131	10.8%
99139	PORTUGAL	15	1.2%
99140	SWITZERLAND	12	1.0%
99201	SAUDI ARABIA	17	1.4%
99205	LEBANON	3	0.2%
99208	TURKEY	1	0.1%
99216	CHINA	1	0.1%
99217	JAPAN	2	0.2%
99226	SINGAPORE	1	0.1%
99227	MALAYSIA	1	0.1%
99240	KUWAIT	1	0.1%
99302	LIBERIA	1	0.1%
99303	SOUTH AFRICA	4	0.3%
99304	GAMBIA	16	1.3%
99314	EQUATORIAL GUINEA	2	0.2%
99316	LIBYA	2	0.2%
99322	CAMEROON	7	0.6%
99324	CONGO	5	0.4%
99326	COTE DIVOIRE	24	2.0%
99327	BENIN	1	0.1%
99328	GABON	26	2.2%
99330	GUINEA	25	2.1%
99331	BURKINA FASO	4	0.3%
99335	MALI	14	1.2%
99336	MAURITANIA	37	3.1%
99337	NIGER	1	0.1%
99340	RWANDA	1	0.1%
99342	SIERRA LEONE	1	0.1%
99345	TOGO	2	0.2%
99350	MOROCCO	7	0.6%
99351	TUNISIA	3	0.2%
99392	GUINEA BISSAU	3	0.2%
99393	MOZAMBIQUE	1	0.1%
99395	ANGOLA	4	0.3%
99396	CAPE VERDE	2	0.2%
99401	CANADA	11	0.9%

File : sn_qm_indiv

a11: In which country?

Value	Label	Cases	Percentage
99404	UNITED STATES	108	8.9%
99426	JAMAICA	1	0.1%
99430	GREENLAND	9	0.7%
99443	ALASKA	1	0.1%
Sysmiss		11142	

Warning: these figures indicate the number of cases found in the data file. They cannot be interpreted as summary statistics of the population of interest.

a12: Has she/he ever lived abroad?

Information	[Type= discrete] [Format=numeric] [Range= 1-2147483624] [Missing=*]
Statistics [NW/ W]	[Valid=12230 /-] [Invalid=120 /-]
Pre-question	1st out-migration (including deceased children)
Literal question	A12. Has he/she already lived outside of Senegal?
Post-question	If a12 in 1 => Go to a14vil (A14) If a12 in 2 => Go to a13c (A13c)

Value	Label	Cases	Percentage
1	No, never or less than a year	10541	86.2%
2	Yes, all her/his life	83	0.7%
3	Yes, for one year or more	1606	13.1%
Sysmiss		120	

Warning: these figures indicate the number of cases found in the data file. They cannot be interpreted as summary statistics of the population of interest.

a13a_an: In which year did she/he left for the first time?

Information	[Type= discrete] [Format=numeric] [Range= 0-2147483624] [Missing=*]
Statistics [NW/ W]	[Valid=1491 /-] [Invalid=10859 /-]
Universe	Si a12 in 3
Pre-question	1st out-migration (including deceased children)
Literal question	A13a. In which year did he/she leave Senegal for the first time for at least one year? Don't know: How old was he/she? Year

Value	Label	Cases	Percentage
0	Has never or practically never lived in Senegal	230	15.4%
1934		1	0.1%
1944		1	0.1%
1946		1	0.1%
1949		1	0.1%
1952		2	0.1%
1954		1	0.1%
1955		1	0.1%
1956		1	0.1%
1957		1	0.1%
1958		3	0.2%
1959		2	0.1%
1960		5	0.3%
1961		2	0.1%
1962		6	0.4%

File : sn_qm_indiv

a13a_an: In which year did she/he left for the first time?

Value	Label	Cases	Percentage
1963		8	0.5%
1964		2	0.1%
1965		4	0.3%
1966		2	0.1%
1967		2	0.1%
1968		9	0.6%
1969		3	0.2%
1970		8	0.5%
1971		8	0.5%
1972		9	0.6%
1973		14	0.9%
1974		14	0.9%
1975		9	0.6%
1976		13	0.9%
1977		15	1.0%
1978		19	1.3%
1979		20	1.3%
1980		34	2.3%
1981		20	1.3%
1982		23	1.5%
1983		31	2.1%
1984		21	1.4%
1985		17	1.1%
1986		33	2.2%
1987		30	2.0%
1988		30	2.0%
1989		28	1.9%
1990		39	2.6%
1991		13	0.9%
1992		35	2.3%
1993		25	1.7%
1994		20	1.3%
1995		20	1.3%
1996		24	1.6%
1997		30	2.0%
1998		52	3.5%
1999		41	2.7%
2000		86	5.8%
2001		44	3.0%
2002		75	5.0%
2003		57	3.8%
2004		56	3.8%
2005		62	4.2%

File : sn_qm_indiv

a13a_an: In which year did she/he left for the first time?

Value	Label	Cases	Percentage
2006		57	3.8%
2007		64	4.3%
2008		7	0.5%
Sysmiss		10859	

Warning: these figures indicate the number of cases found in the data file. They cannot be interpreted as summary statistics of the population of interest.

a13a_age: At what age did she/he left for the first time?

Information	[Type= discrete] [Format=numeric] [Range= 0-2147483624] [Missing=*]
Statistics [NW/ W]	[Valid=1466 /-] [Invalid=10884 /-]
Universe	Si a12 in 3
Pre-question	1st out-migration (including deceased children)
Literal question	A13a. In which year did he/she leave Senegal for the first time for at least one year? Don't know: How old was he/she? Age

Value	Label	Cases	Percentage
0	Has never or practically never lived in Senegal	230	15.7%
1		10	0.7%
2		12	0.8%
3		17	1.2%
4		11	0.8%
5		13	0.9%
6		13	0.9%
7		11	0.8%
8		15	1.0%
9		7	0.5%
10		31	2.1%
11		10	0.7%
12		16	1.1%
13		8	0.5%
14		17	1.2%
15		29	2.0%
16		26	1.8%
17		21	1.4%
18		31	2.1%
19		43	2.9%
20		79	5.4%
21		49	3.3%
22		62	4.2%
23		51	3.5%
24		67	4.6%
25		60	4.1%
26		42	2.9%
27		55	3.8%
28		31	2.1%
29		42	2.9%

File : sn_qm_indiv

a13a_age: At what age did she/he left for the first time?

Value	Label	Cases	Percentage
30		41	2.8%
31		31	2.1%
32		44	3.0%
33		19	1.3%
34		29	2.0%
35		26	1.8%
36		15	1.0%
37		24	1.6%
38		20	1.4%
39		15	1.0%
40		15	1.0%
41		9	0.6%
42		12	0.8%
43		4	0.3%
44		10	0.7%
45		5	0.3%
46		7	0.5%
47		7	0.5%
48		1	0.1%
49		6	0.4%
50		3	0.2%
51		1	0.1%
52		2	0.1%
53		2	0.1%
55		1	0.1%
59		3	0.2%
61		1	0.1%
63		1	0.1%
65		2	0.1%
68		1	0.1%
Sysmiss		10884	

Warning: these figures indicate the number of cases found in the data file. They cannot be interpreted as summary statistics of the population of interest.

a13b: What was her/his destination country?

Information	[Type= discrete] [Format=numeric] [Range= 96000-2147483624] [Missing=*]		
Statistics [NW/ W]	[Valid=1383 /-] [Invalid=10967 /-]		
Universe	Si a12 in 3		
Pre-question	1st out-migration (including deceased children)		
Literal question	A13b. What was the destination country when he/she left Senegal for the first time?		
Interviewer's instructions	(i.e. the first country where he/she stayed for at least a year)		
Value	Label	Cases	Percentage
96000	FRANCE	429	31.0%
99103	NORWAY	1	0.1%

File : sn_qm_indiv

a13b: What was her/his destination country?

Value	Label	Cases	Percentage
99104	SWEDEN	2	0.1%
99109	GERMANY	17	1.2%
99123	RUSSIA	2	0.1%
99126	GREECE	1	0.1%
99127	ITALY	229	16.6%
99131	BELGIUM	18	1.3%
99132	UNITED KINGDOM	4	0.3%
99134	SPAIN	114	8.2%
99139	PORTUGAL	22	1.6%
99140	SWITZERLAND	9	0.7%
99201	SAUDI ARABIA	22	1.6%
99205	LEBANON	6	0.4%
99208	TURKEY	1	0.1%
99216	CHINA	5	0.4%
99217	JAPAN	2	0.1%
99228	NON-FEDERATED MALAY STATES	1	0.1%
99240	KUWAIT	1	0.1%
99241	LAOS	1	0.1%
99243	VIETNAM	1	0.1%
99254	CYPRUS	1	0.1%
99301	EGYPT	2	0.1%
99302	LIBERIA	4	0.3%
99303	SOUTH AFRICA	4	0.3%
99304	GAMBIA	27	2.0%
99312	CONGO (DEMOCRATIC REPUBLIC)	1	0.1%
99314	EQUATORIAL GUINEA	1	0.1%
99316	LIBYA	4	0.3%
99322	CAMEROON	8	0.6%
99324	CONGO	6	0.4%
99326	COTE DIVOIRE	62	4.5%
99327	BENIN	3	0.2%
99328	GABON	46	3.3%
99329	GHANA	3	0.2%
99330	GUINEA	25	1.8%
99331	BURKINA FASO	5	0.4%
99335	MALI	33	2.4%
99336	MAURITANIA	76	5.5%
99337	NIGER	3	0.2%
99338	NIGERIA	1	0.1%
99340	RWANDA	2	0.1%
99342	SIERRA LEONE	5	0.4%
99345	TOGO	1	0.1%
99346	ZAMBIA	1	0.1%

File : sn_qm_indiv

a13b: What was her/his destination country?

Value	Label	Cases	Percentage
99350	MOROCCO	23	1.7%
99351	TUNISIA	12	0.9%
99352	ALGERIA	3	0.2%
99392	GUINEA BISSAU	9	0.7%
99395	ANGOLA	4	0.3%
99396	CAPE VERDE	3	0.2%
99401	CANADA	8	0.6%
99404	UNITED STATES	102	7.4%
99416	BRAZIL	2	0.1%
99430	GREENLAND	4	0.3%
99443	ALASKA	1	0.1%
System		10967	

Warning: these figures indicate the number of cases found in the data file. They cannot be interpreted as summary statistics of the population of interest.

a13c: Did she/he already come back?

Information	[Type= discrete] [Format=numeric] [Range= 0-2147483624] [Missing=*]
Statistics [NW/ W]	[Valid=1362 /-] [Invalid=10988 /-]
Universe	Si a12 in 2, 3
Pre-question	1st out-migration (including deceased children)
Literal question	A13c. Did he/she return to Senegal for at least a year since he/she first left?
Post-question	If a13c in 0 => Go to a14vil (A14)

Value	Label	Cases	Percentage
0	No	896	65.8%
1	Yes	466	34.2%
System		10988	

Warning: these figures indicate the number of cases found in the data file. They cannot be interpreted as summary statistics of the population of interest.

a13d_an: In which year did she/he come back for the first time?

Information	[Type= discrete] [Format=numeric] [Range= 1952-2147483624] [Missing=*]
Statistics [NW/ W]	[Valid=391 /-] [Invalid=11959 /-]
Universe	Si a12 in 2, 3 Si a13c in 1
Pre-question	1st out-migration (including deceased children)
Literal question	A13d. In which year did he/she return for the first time? Don't know: How old was he/she? Year
Interviewer's instructions	(Indicate the date of the first return that lasted one year or longer)

Value	Label	Cases	Percentage
1952		1	0.3%
1957		1	0.3%
1960		3	0.8%
1962		3	0.8%
1963		5	1.3%
1964		3	0.8%

File : sn_qm_indiv

a13d_an: In which year did she/he come back for the first time?

Value	Label	Cases	Percentage
1965		1	0.3%
1968		1	0.3%
1969		1	0.3%
1970		1	0.3%
1972		3	0.8%
1973		2	0.5%
1974		3	0.8%
1975		1	0.3%
1976		3	0.8%
1977		6	1.5%
1978		4	1.0%
1979		1	0.3%
1980		3	0.8%
1981		5	1.3%
1982		8	2.0%
1983		6	1.5%
1984		15	3.8%
1985		19	4.9%
1986		9	2.3%
1987		9	2.3%
1988		13	3.3%
1989		17	4.3%
1990		10	2.6%
1991		7	1.8%
1992		6	1.5%
1993		8	2.0%
1994		10	2.6%
1995		10	2.6%
1996		8	2.0%
1997		6	1.5%
1998		14	3.6%
1999		12	3.1%
2000		22	5.6%
2001		15	3.8%
2002		14	3.6%
2003		15	3.8%
2004		9	2.3%
2005		17	4.3%
2006		28	7.2%
2007		31	7.9%
2008		2	0.5%
Sysmiss		11959	

Warning: these figures indicate the number of cases found in the data file. They cannot be interpreted as summary statistics of the population of interest.

File : sn_qm_indiv

a13d_age: At what age did she/he come back for the first time?

Information [Type= discrete] [Format=numeric] [Range= 0-2147483624] [Missing=*]

Statistics [NW/ W] [Valid=390 /-] [Invalid=11960 /-] [Mean=29.559 /-] [StdDev=12.425 /-]

Universe
Si a12 in 2, 3
Si a13c in 1

Pre-question 1st out-migration (including deceased children)

Literal question A13d. In which year did he/she return for the first time? Don't know: How old was he/she?
Age

Interviewer's instructions (Indicate the date of the first return that lasted one year or longer)

Value	Label	Cases	Percentage
0		2	0.5%
1		3	0.8%
2		2	0.5%
4		3	0.8%
5		1	0.3%
6		4	1.0%
7		3	0.8%
8		3	0.8%
9		4	1.0%
10		5	1.3%
11		4	1.0%
12		4	1.0%
13		3	0.8%
14		2	0.5%
15		4	1.0%
16		4	1.0%
17		2	0.5%
18		7	1.8%
19		4	1.0%
20		10	2.6%
21		4	1.0%
22		12	3.1%
23		17	4.4%
24		18	4.6%
25		10	2.6%
26		22	5.6%
27		19	4.9%
28		12	3.1%
29		13	3.3%
30		13	3.3%
31		15	3.8%
32		13	3.3%
33		22	5.6%
34		8	2.1%
35		7	1.8%

File : sn_qm_indiv

a13d_age: At what age did she/he come back for the first time?

Value	Label	Cases	Percentage
36		11	2.8%
37		10	2.6%
38		6	1.5%
39		12	3.1%
40		12	3.1%
41		6	1.5%
42		5	1.3%
43		2	0.5%
44		6	1.5%
45		6	1.5%
46		5	1.3%
47		7	1.8%
48		4	1.0%
49		2	0.5%
50		1	0.3%
51		2	0.5%
53		1	0.3%
54		1	0.3%
57		1	0.3%
59		1	0.3%
62		3	0.8%
63		2	0.5%
64		1	0.3%
65		1	0.3%
67		1	0.3%
68		1	0.3%
79		1	0.3%
Sysmiss		11960	

Warning: these figures indicate the number of cases found in the data file. They cannot be interpreted as summary statistics of the population of interest.

a14vil: Town of birth

Information	[Type= discrete] [Format=character] [Missing=*]
Statistics [NW/ W]	[Valid=12350 /-] [Invalid=0 /-]
Pre-question	Place of birth
Literal question	A14. Where was he/she born? Senegal - Town

Value	Label	Cases	Percentage
.		504	4.1%
.b		148	1.2%
99331		1	0.0%
ABDALLAH		1	0.0%
AFFE BELEL DIAMALA		1	0.0%
AFFINIAM		3	0.0%

File : sn_qm_indiv

a14vil: Town of birth

Value	Label	Cases	Percentage
ALOUHAH (KEUR KOUTHIA)		1	0.0%
BABA GARAGE		1	0.0%
BAGDAD		1	0.0%
BAILA		4	0.0%
BAKEL		35	0.3%
BALA		1	0.0%
BALY ROTO		6	0.0%
BAMBALI		2	0.0%
BAMBAYA		13	0.1%
BAMBEY		58	0.5%
BARGNY		92	0.7%
BAYAKH		2	0.0%
BIGNONA		87	0.7%
BIRKELANE		1	0.0%
BISCUITERIE		5	0.0%
BODE (EBOUCK)		1	0.0%
BOPP		15	0.1%
BOUCOTTE DIOLA		1	0.0%
BOUDIANGHAT		1	0.0%
BOULOGNE		3	0.0%
BRIOU		2	0.0%
CAMBERENE		2	0.0%
CAP- SKIRRING		1	0.0%
CASTOR		14	0.1%
CHERIF LO		3	0.0%
CITE MARINE		1	0.0%
COKI I		1	0.0%
COLOBANE 1, 2 & 3		19	0.2%
COLOMBA TOUCOULEUR		2	0.0%
DABAL		1	0.0%
DAGA		1	0.0%
DAGANA		28	0.2%
DAHRA		2	0.0%
DAKABA		1	0.0%
DAKAR		3900	31.6%
DAL DIAM		1	0.0%
DALIFORD		101	0.8%
DANDE		1	0.0%

File : sn_qm_indiv

a14vil: Town of birth

Value	Label	Cases	Percentage
DANDONE		1	0.0%
DARA		11	0.1%
DAROU		4	0.0%
DAROU AFIA		1	0.0%
DAROU KHOUDOSS		1	0.0%
DAROU RAHMANE		1	0.0%
DAROU SALAM		5	0.0%
DIABA		8	0.1%
DIABOU DIOR		1	0.0%
DIACK SAO		1	0.0%
DIAGNEL		1	0.0%
DIAKHAO		8	0.1%
DIAMAGUENE		6	0.0%
DIAMNIADIO		13	0.1%
DIANKI		1	0.0%
DIAROUME		1	0.0%
DIATOCK		1	0.0%
DIAYANE		1	0.0%
DIENDIEME		7	0.1%
DIENGUE		1	0.0%
DIEUPEUL		11	0.1%
DIEUPEUL / DERKLE		44	0.4%
DIOFFIOR		3	0.0%
DIOHER		3	0.0%
DIOHINE		1	0.0%
DIOMANDOU		3	0.0%
DIOUDE DIABE		1	0.0%
DIOULOLOU		1	0.0%
DIOUM		1	0.0%
DIOURBEL		115	0.9%
DIOUROUP		1	0.0%
DJEMBERING ETAMA		1	0.0%
DJENDER		7	0.1%
DJIBANAR		2	0.0%
DJILASSE		6	0.0%
DJILOR		1	0.0%
DODJI NDIALAL		5	0.0%
DONAYE		4	0.0%
DOUNGUEL		1	0.0%

File : sn_qm_indiv

a14vil: Town of birth

Value	Label	Cases	Percentage
ELINKINE		1	0.0%
FANN / POINT E / AMITIE		13	0.1%
FASS		8	0.1%
FASS (FASS DIACK SAO)		1	0.0%
FASS / COLOBANE / GUEULE TAPEE		64	0.5%
FATICK		80	0.6%
FATIK		1	0.0%
FELIR		2	0.0%
FIMELA		3	0.0%
FISSEL ESCALE (FISSEL MBADANE)		2	0.0%
FOUNDIOUNGN		25	0.2%
FOUTA		6	0.0%
GALOYA PEULH		6	0.0%
GANDIAYE		12	0.1%
GANDIOLE		1	0.0%
GATHE		1	0.0%
GNEGHENE		4	0.0%
GNIBY		1	0.0%
GOLF SUD		1	0.0%
GOLLERE		6	0.0%
GOSSAS		23	0.2%
GRAND DAKAR		29	0.2%
GRAND MEDINE		65	0.5%
GRAND YOFF		60	0.5%
GUEDIWAYE		432	3.5%
GUEOUL ESCALE		3	0.0%
GUINAW RAIL NORD		8	0.1%
GUINEE		19	0.2%
GUINGUINEO		11	0.1%
H.L.M		99	0.8%
HANN / BEL AIR		18	0.1%
JOAL FADIOUTH		1	0.0%

File : sn_qm_indiv

a14vil: Town of birth

Value	Label	Cases	Percentage
JOAL-FADIOUTH		21	0.2%
K.KOUNY (ABDOU CISSE)		1	0.0%
KABROUSSE KADIAKAYE		1	0.0%
KAEL BESSEL		1	0.0%
KAFFRINE		36	0.3%
KAFRINE		1	0.0%
KAGNOBON		2	0.0%
KAHONE		4	0.0%
KAMATANE MBAAR		5	0.0%
KAMB		1	0.0%
KANEL		4	0.0%
KAOLACK		228	1.8%
KAONE		1	0.0%
KASSACK SUD		2	0.0%
KAYAR		2	0.0%
KEBEMER		43	0.3%
KELLE		1	0.0%
KEUR AMARY COUMBA		1	0.0%
KEUR MADIABEL		1	0.0%
KEUR MASSAR		44	0.4%
KEUR MBIR NDAO		1	0.0%
KEUR MOMAR SARR		2	0.0%
KEUR NDIAYE LO		1	0.0%
KEUR SAER GUEYE		1	0.0%
KEUR SAMBA KANE I		1	0.0%
KHOMBOLE		14	0.1%
KIDIRA		1	0.0%
KOLDA		57	0.5%
KOUNGHEUL		5	0.0%
KOUNKANE		1	0.0%
KOUSSAN		1	0.0%
LAGNAR (PAGUI)		4	0.0%
LAMBAYE		8	0.1%
LATMINGUE		1	0.0%

File : sn_qm_indiv

a14vil: Town of birth

Value	Label	Cases	Percentage
LEODOYE (LEODOYE MBAYE)		1	0.0%
LIBERTE 6		21	0.2%
LINDE MOURIDE		5	0.0%
LINGUERE		25	0.2%
LOBALI		1	0.0%
LOUGA		128	1.0%
LOUL SESSENE		2	0.0%
MALEM HODDAR		2	0.0%
MALIKA		8	0.1%
MANAEL		1	0.0%
MARSASSOUM		2	0.0%
MATAM		109	0.9%
MBABOU		1	0.0%
MBACKE		25	0.2%
MBANE		4	0.0%
MBAROM DIOP		12	0.1%
MBENGANE		3	0.0%
MBEULEUKHE		2	0.0%
MBEWANE MBAFAYE		1	0.0%
MBORO		2	0.0%
MBOSS		3	0.0%
MBOUR		77	0.6%
MBOUROKH		1	0.0%
MBOUSSO		4	0.0%
MEDINA		49	0.4%
MEDINA GOUNASS		2	0.0%
MEDINA NDIAYE NDIAMA		1	0.0%
MEDINA SABAKH (KEUR NDEURY)		1	0.0%
MEKHE		4	0.0%
MERY		5	0.0%
MOURE		7	0.1%
NAIDE		1	0.0%
NDANDE		5	0.0%
NDAYANE		2	0.0%
NDIAGNE		16	0.1%

File : sn_qm_indiv

a14vil: Town of birth

Value	Label	Cases	Percentage
NDIAGNE MBAYE		2	0.0%
NDIAGO		1	0.0%
NDIAMACOUTA		20	0.2%
NDIANGA		1	0.0%
NDIASSANE		2	0.0%
NDIEDIENG		2	0.0%
NDIEUMBE		2	0.0%
NDINDY		3	0.0%
NDIOUM		4	0.0%
NDIRENE		1	0.0%
NDOULOUMAD DEMBE		1	0.0%
NDOYENE		1	0.0%
NGAGNE		4	0.0%
NGANE		1	0.0%
NGAPAROU		1	0.0%
NGATHIE BOFEL		1	0.0%
NGAYE		25	0.2%
NGAYE MEHE		5	0.0%
NGOHE DJOLOF I		1	0.0%
NGOR		9	0.1%
NGOTHIE		5	0.0%
NGOUNDIANE DIOR		9	0.1%
NGOYE		1	0.0%
NGOYE DJOLOF II		5	0.0%
NGUEKHOKH		4	0.0%
NGUINDIR		2	0.0%
NIAGUIS		6	0.0%
NIAKHAR		3	0.0%
NIAKHENE		25	0.2%
NIAMONE		6	0.0%
NIARY TALLY		31	0.3%
NIMZAT		1	0.0%
NIODIOR		4	0.0%
NIORO		29	0.2%
NOTTO		1	0.0%
Ne sait pas		56	0.5%
Non reponse		46	0.4%
OGO		5	0.0%
OREFONDE		1	0.0%

File : sn_qm_indiv

a14vil: Town of birth

Value	Label	Cases	Percentage
OUAKAM		8	0.1%
OURO MOLLO		3	0.0%
OUROSSOGUI		3	0.0%
OUSSOUYE		19	0.2%
PADEL OUOLOF THIERERE		1	0.0%
PAL MBAVOR		5	0.0%
PALENE		1	0.0%
PALMARIN DIAKHANOR		2	0.0%
PALMARIN FACAO (NGOUNOUMAI)		4	0.0%
PAMBAL AMAR		4	0.0%
PAMENE I		1	0.0%
PARACELLE		19	0.2%
PARCELLES ASSAINIES		29	0.2%
PAROUMBA MANDINGUE		1	0.0%
PASSY		3	0.0%
PASSY RIP		3	0.0%
PATA		1	0.0%
PATAR		1	0.0%
PATTE D OIE		16	0.1%
PEKESSE		1	0.0%
PETE		1	0.0%
PIKINE		1573	12.7%
PIRE GOUREYE		4	0.0%
PIRE NANGO		1	0.0%
PLATEAU		30	0.2%
PODOR		61	0.5%
POPONGUINE		4	0.0%
POUT		10	0.1%
POUT DIACK		14	0.1%
RABIA (sibiworo)		1	0.0%
RAO (GARE)		1	0.0%
REFANE (PEYE SINDIANE)		12	0.1%
RICHARD TOLL		10	0.1%
ROSS BETHIO		4	0.0%
ROUMDE		1	0.0%

File : sn_qm_indiv

a14vil: Town of birth

Value	Label	Cases	Percentage
RUFISQUE		9	0.1%
RUFISQUE CENTRE (NORD)		1296	10.5%
RUFISQUE OUEST		2	0.0%
Refus de repondre		1	0.0%
SAGATTA		1	0.0%
SAGNE		1	0.0%
SAINT - LOUIS		135	1.1%
SAINT-LOUIS		1	0.0%
SAKAL		1	0.0%
SAKAR		1	0.0%
SALDE		1	0.0%
SAMBA DIA I et II		1	0.0%
SANDIARA		1	0.0%
SANDIARA OUOLOF		4	0.0%
SANGALKAM		1	0.0%
SANGUE		3	0.0%
SARRE ABDOULAYE (VILLAGE XIII)		3	0.0%
SEBIKOTANE		87	0.7%
SEDHIOU		36	0.3%
SELECKY BAHIMBANE		2	0.0%
SEMME		2	0.0%
SIBASSOR		1	0.0%
SICAP LIBERTE		6	0.0%
SINDIAN		3	0.0%
SOKONE		12	0.1%
SOKOU		1	0.0%
SOMB		13	0.1%
TABA (K ELH ABASS FALL)		1	0.0%
TABA DAROU SALAM I		1	0.0%
TAMBA		41	0.3%
TAMBACOUND		15	0.1%
TANAFF		4	0.0%
TANDA BAR		1	0.0%

File : sn_qm_indiv

a14vil: Town of birth

Value	Label	Cases	Percentage
TATTAGUINE (ESCALE ET SERERE)		1	0.0%
THIADIAYE		6	0.0%
THIAMENE		1	0.0%
THIANGAYE		1	0.0%
THIAROYE / MER		150	1.2%
THIENABA		6	0.0%
THIEPPE		1	0.0%
THIES		232	1.9%
THILMAKHA		1	0.0%
THILOGNE		5	0.0%
THIOMBY BAMBARA		1	0.0%
THIONCK ESSYL		12	0.1%
THIOUBALEL		1	0.0%
THISSE		1	0.0%
TIGUERE CIRE		3	0.0%
TIVAOUANE		53	0.4%
TOGLOU OUOLOF (GARAGE BENTEGNE)		4	0.0%
TOGLOU SERERE		3	0.0%
TOUBA		53	0.4%
TOUBA TOUL		4	0.0%
TOULDE KAHE		1	0.0%
TOURIME		2	0.0%
TUABOU		1	0.0%
VELINGARA		3	0.0%
WAOUNDE		12	0.1%
WOURO SENO		1	0.0%
YAFERA		13	0.1%
YEUMBEUL NORD		236	1.9%
YOFF		47	0.4%
YOUTOU BRINGO		1	0.0%
ZIGUINCHOR		229	1.9%
kedougou		7	0.1%

Warning: these figures indicate the number of cases found in the data file. They cannot be interpreted as summary statistics of the population of interest.

a14cod: Town code of birth

Information [Type= discrete] [Format=character] [Missing=*]

File : sn_qm_indiv

a14cod: Town code of birth

Statistics [NW/ W] [Valid=12350 /-] [Invalid=0 /-]

Pre-question Place of birth

Literal question A14. Where was he/she born?
Senegal - Town code

Value	Label	Cases	Percentage
.		504	4.1%
.b		151	1.2%
0111200000		30	0.2%
0111300000		48	0.4%
0111400000		72	0.6%
0111500000		13	0.1%
0112100000		29	0.2%
0112200000		5	0.0%
0112300000		99	0.8%
0112400000		18	0.1%
0112500000		6	0.0%
0112600000		55	0.4%
0113100000		8	0.1%
0113200000		9	0.1%
0113300000		47	0.4%
0114100000		60	0.5%
0114200000		16	0.1%
0114300000		29	0.2%
0114400000		2	0.0%
0121100000		1	0.0%
0121500000		1	0.0%
0131100000		236	1.9%
0131300000		8	0.1%
0131400000		44	0.4%
0132100000		1573	12.7%
0132400000		101	0.8%
0132600000		8	0.1%
0133100000		150	1.2%
0133300000		6	0.0%
0141100000		2	0.0%
0141200000		1296	10.5%
0141300000		9	0.1%
0142101100		1	0.0%
0142102200		1	0.0%
0148100000		92	0.7%
0148200000		12	0.1%
0148400000		87	0.7%
0211100100		1	0.0%
0211202500		2	0.0%

File : sn_qm_indiv

a14cod: Town code of birth

Value	Label	Cases	Percentage
0211302600		1	0.0%
0211303800		1	0.0%
0212201900		4	0.0%
0212401500		12	0.1%
0213300600		2	0.0%
0213302400		4	0.0%
0218100000		58	0.5%
0221402500		2	0.0%
0222402800		2	0.0%
0228100000		115	0.9%
0232300400		1	0.0%
0233200100		4	0.0%
0238100000		25	0.2%
0311100600		8	0.1%
0312100100		6	0.0%
0312200300		3	0.0%
0312201200		1	0.0%
0312300500		2	0.0%
0312400200		2	0.0%
0312400300		4	0.0%
0313201700		3	0.0%
0313202200		1	0.0%
0314100400		1	0.0%
0314200300		1	0.0%
0314301300		1	0.0%
0314301400		1	0.0%
0318100000		3	0.0%
0318200000		81	0.7%
0321200800		1	0.0%
0321201800		5	0.0%
0321203600		8	0.1%
0321204500		4	0.0%
0322200300		4	0.0%
0322300600		2	0.0%
0328100000		25	0.2%
0328200000		3	0.0%
0328300000		12	0.1%
0331101400		19	0.2%
0331102900		7	0.1%
0331200100		1	0.0%
0332301100		1	0.0%
0332401000		1	0.0%
0333402400		3	0.0%

File : sn_qm_indiv

a14cod: Town code of birth

Value	Label	Cases	Percentage
0333404200		13	0.1%
0338100000		23	0.2%
0338200000		11	0.1%
0411100400		1	0.0%
0411201200		1	0.0%
0412200100		1	0.0%
0412205900		1	0.0%
0413100800		8	0.1%
0413400700		1	0.0%
0413401500		1	0.0%
0413502300		4	0.0%
0413602400		2	0.0%
0418100000		44	0.4%
0418200000		5	0.0%
0421104500		3	0.0%
0421106200		1	0.0%
0421200500		1	0.0%
0421206300		1	0.0%
0422303800		2	0.0%
0423102600		5	0.0%
0423102800		1	0.0%
0423302300		1	0.0%
0428100000		12	0.1%
0428200000		4	0.0%
0428300000		213	1.7%
0431100100		2	0.0%
0431201100		6	0.0%
0431203500		1	0.0%
0431204800		3	0.0%
0432206200		1	0.0%
0511201200		4	0.0%
0513202500		1	0.0%
0513404400		1	0.0%
0518100000		57	0.5%
0521101200		2	0.0%
0521102100		7	0.1%
0521305900		3	0.0%
0521404900		20	0.2%
0522201800		2	0.0%
0523100500		2	0.0%
0523102700		2	0.0%
0523501100		1	0.0%
0524300400		1	0.0%

File : sn_qm_indiv

a14cod: Town code of birth

Value	Label	Cases	Percentage
0525503800		4	0.0%
0528200000		2	0.0%
0528300000		36	0.3%
0531400900		1	0.0%
0532202100		1	0.0%
0533101400		1	0.0%
0533203800		1	0.0%
0611204300		1	0.0%
0612206100		5	0.0%
0612402100		5	0.0%
0612505900		5	0.0%
0613100700		3	0.0%
0613101900		12	0.1%
0613300600		1	0.0%
0613406100		1	0.0%
0618100000		43	0.3%
0621301400		5	0.0%
0622100700		3	0.0%
0622101300		5	0.0%
0623203100		1	0.0%
0623203300		5	0.0%
0623403000		1	0.0%
0624100200		6	0.0%
0624102700		1	0.0%
0624303500		1	0.0%
0628100000		2	0.0%
0628200000		25	0.2%
0631101000		1	0.0%
0631201400		14	0.1%
0631202800		1	0.0%
0632203100		2	0.0%
0632300800		1	0.0%
0632304400		1	0.0%
0633203500		1	0.0%
0634110000		1	0.0%
0634309500		1	0.0%
0638100000		128	1.0%
0711201900		1	0.0%
0712104300		5	0.0%
0718100000		4	0.0%
0718200000		2	0.0%
0718300000		12	0.1%
0721301200		1	0.0%

File : sn_qm_indiv

a14cod: Town code of birth

Value	Label	Cases	Percentage
0721301300		3	0.0%
0722201200		1	0.0%
0722202600		3	0.0%
0722302000		5	0.0%
0728100000		106	0.9%
0728200000		3	0.0%
0728300000		5	0.0%
0811101000		5	0.0%
0812100500		2	0.0%
0812206200		1	0.0%
0812207900		1	0.0%
0812209100		4	0.0%
0818100000		28	0.2%
0818200000		10	0.1%
0821200100		1	0.0%
0821200500		1	0.0%
0821201800		1	0.0%
0822100900		3	0.0%
0822102000		1	0.0%
0822301200		4	0.0%
0823100700		6	0.0%
0823202400		1	0.0%
0824101000		1	0.0%
0828100000		6	0.0%
0828300000		1	0.0%
0828400000		61	0.5%
0831105500		25	0.2%
0831106400		1	0.0%
0838100000		135	1.1%
0911200500		1	0.0%
0911201800		1	0.0%
0911300200		1	0.0%
0912204000		1	0.0%
0912207100		1	0.0%
0914102100		1	0.0%
0915101100		13	0.1%
0915300600		1	0.0%
0915301200		2	0.0%
0915301300		1	0.0%
0918100000		35	0.3%
0921101100		1	0.0%
0922100100		13	0.1%
0928100000		7	0.1%

File : sn_qm_indiv

a14cod: Town code of birth

Value	Label	Cases	Percentage
0931103200		3	0.0%
0931300100		1	0.0%
0933201500		7	0.1%
0938100000		40	0.3%
1011100500		2	0.0%
1012201100		1	0.0%
1012201900		5	0.0%
1013101500		4	0.0%
1013101900		4	0.0%
1013102000		3	0.0%
1013301000		1	0.0%
1018100000		22	0.2%
1018200000		77	0.6%
1018400000		6	0.0%
1021302200		1	0.0%
1022105100		1	0.0%
1022105600		14	0.1%
1022105900		3	0.0%
1022200500		1	0.0%
1022203300		1	0.0%
1022203900		1	0.0%
1023101500		1	0.0%
1023200800		9	0.1%
1023300400		1	0.0%
1023303700		1	0.0%
1023407700		1	0.0%
1023409400		1	0.0%
1023409500		4	0.0%
1028100000		2	0.0%
1028200000		9	0.1%
1028300000		10	0.1%
1028400000		232	1.9%
1032100900		1	0.0%
1032101100		1	0.0%
1032103900		1	0.0%
1032105100		2	0.0%
1032202400		1	0.0%
1032300300		1	0.0%
1032305500		1	0.0%
1033300200		15	0.1%
1033400700		1	0.0%
1033404000		2	0.0%
1033405400		1	0.0%

File : sn_qm_indiv

a14cod: Town code of birth

Value	Label	Cases	Percentage
1034100400		3	0.0%
1034100700		1	0.0%
1034104700		2	0.0%
1034301800		1	0.0%
1034303800		4	0.0%
1034403700		1	0.0%
1034405400		4	0.0%
1038100000		2	0.0%
1038200000		4	0.0%
1038300000		53	0.4%
1111101500		1	0.0%
1112200600		1	0.0%
1112301700		3	0.0%
1112400400		1	0.0%
1113200300		2	0.0%
1113300200		1	0.0%
1113400100		3	0.0%
1113400300		1	0.0%
1113400500		1	0.0%
1114200400		1	0.0%
1114200800		6	0.0%
1118100000		87	0.7%
1118200000		12	0.1%
1121100100		1	0.0%
1121100500		1	0.0%
1121100600		1	0.0%
1121101500		1	0.0%
1121201200		1	0.0%
1122100600		1	0.0%
1128100000		19	0.2%
1131301000		6	0.0%
1132101800		2	0.0%
1132201100		3	0.0%
1138100000		229	1.9%
4281200000		29	0.2%
Ne sait pas		375	3.0%
Non reponse		46	0.4%
REGION DAKAR		3900	31.6%
REGION GUEDEAWAYE		432	3.5%
REGION SAINT LOUIS		1	0.0%
Refus de repondre		1	0.0%

File : sn_qm_indiv

a14cod: Town code of birth

Warning: these figures indicate the number of cases found in the data file. They cannot be interpreted as summary statistics of the population of interest.

a14dep: Department of birth

Information [Type= discrete] [Format=numeric] [Range= 101-2147483624] [Missing=*]

Statistics [NW/ W] [Valid=11738 /-] [Invalid=612 /-]

Pre-question Place of birth

Literal question A14. Where was he/she born?
Senegal - Department

Value	Label	Cases	Percentage
101	DAKAR	4754	40.5%
102	GUEDEAWAYE	460	3.9%
103	PIKINE	2138	18.2%
104	RUFISQUE	1565	13.3%
201	BAMBEY	69	0.6%
202	DIORBEL	137	1.2%
203	MBACKE	80	0.7%
301	FATICK	110	0.9%
302	FOUNDIOUGNE	53	0.5%
303	GOSSAS	63	0.5%
401	KAFRINE	77	0.7%
402	KAOLACK	241	2.1%
403	NIORO DU RIP	46	0.4%
501	KOLDA	51	0.4%
502	SEDHIOU	95	0.8%
503	VELINGARA	6	0.1%
601	KEBEMER	87	0.7%
602	LINGUERE	73	0.6%
603	LOUGA	140	1.2%
701	KANEL	20	0.2%
702	MATAM	141	1.2%
703	RANEROU-FERLO	1	0.0%
801	DAGANA	43	0.4%
802	PODOR	109	0.9%
803	SAINT-LOUIS	142	1.2%
901	BAKEL	70	0.6%
902	KEDOUGOU	9	0.1%
903	TAMBACOUNDA	40	0.3%
1001	MBOUR	120	1.0%
1002	THIES	284	2.4%
1003	TIVAOUANE	121	1.0%
1101	BIGNONA	132	1.1%
1102	OUSSOUYE	37	0.3%
1103	ZIGUINCHOR	224	1.9%
Sysmiss		612	

Warning: these figures indicate the number of cases found in the data file. They cannot be interpreted as summary statistics of the population of interest.

File : sn_qm_indiv

a14pays: Country of birth

Information	[Type= discrete] [Format=numeric] [Range= 96000-2147483624] [Missing=*]
Statistics [NW/ W]	[Valid=12340 /-] [Invalid=10 /-]
Pre-question	Place of birth
Literal question	A14. Where was he/she born? Abroad - Country

Value	Label	Cases	Percentage
96000	FRANCE	31	0.3%
99109	GERMANY	2	0.0%
99127	ITALY	4	0.0%
99131	BELGIUM	1	0.0%
99134	SPAIN	2	0.0%
99201	SAUDI ARABIA	4	0.0%
99205	LEBANON	2	0.0%
99216	CHINA	2	0.0%
99243	VIETNAM	5	0.0%
99303	SOUTH AFRICA	1	0.0%
99304	GAMBIA	22	0.2%
99314	EQUATORIAL GUINEA	1	0.0%
99316	LIBYA	2	0.0%
99321	BURUNDI	4	0.0%
99324	CONGO	3	0.0%
99326	COTE DIVOIRE	50	0.4%
99327	BENIN	9	0.1%
99328	GABON	36	0.3%
99330	GUINEA	137	1.1%
99331	BURKINA FASO	2	0.0%
99335	MALI	57	0.5%
99336	MAURITANIA	42	0.3%
99337	NIGER	3	0.0%
99338	NIGERIA	1	0.0%
99341	SENEGAL	11846	96.0%
99342	SIERRA LEONE	4	0.0%
99344	CHAD	7	0.1%
99345	TOGO	4	0.0%
99352	ALGERIA	1	0.0%
99392	GUINEA BISSAU	43	0.3%
99396	CAPE VERDE	2	0.0%
99404	UNITED STATES	9	0.1%
99430	GREENLAND	1	0.0%
Sysmiss		10	

Warning: these figures indicate the number of cases found in the data file. They cannot be interpreted as summary statistics of the population of interest.

a15_natio1: Current nationality 1

Information	[Type= discrete] [Format=numeric] [Range= 96000-2147483624] [Missing=*]
Statistics [NW/ W]	[Valid=12222 /-] [Invalid=128 /-]

File : sn_qm_indiv

a15_natio1: Current nationality 1

Pre-question	Nationalities
Literal question	A15. Which nationalities does he/she currently hold? Nationality 1
Interviewer's instructions	(list in plain text) (multiple answers possible)

Value	Label	Cases	Percentage
96000	FRANCE	27	0.2%
99109	GERMANY	2	0.0%
99121	SERBIA AND MONTENEGRO	3	0.0%
99131	BELGIUM	1	0.0%
99134	SPAIN	1	0.0%
99139	PORTUGAL	1	0.0%
99205	LEBANON	14	0.1%
99216	CHINA	2	0.0%
99301	EGYPT	1	0.0%
99304	GAMBIA	7	0.1%
99321	BURUNDI	1	0.0%
99326	COTE DIVOIRE	10	0.1%
99327	BENIN	7	0.1%
99328	GABON	9	0.1%
99330	GUINEA	73	0.6%
99331	BURKINA FASO	2	0.0%
99335	MALI	16	0.1%
99336	MAURITANIA	11	0.1%
99337	NIGER	2	0.0%
99338	NIGERIA	1	0.0%
99341	SENEGAL	11996	98.2%
99342	SIERRA LEONE	2	0.0%
99344	CHAD	6	0.0%
99345	TOGO	6	0.0%
99352	ALGERIA	1	0.0%
99389	WESTERN SAHARA	2	0.0%
99392	GUINEA BISSAU	9	0.1%
99396	CAPE VERDE	3	0.0%
99404	UNITED STATES	6	0.0%
Sysmiss		128	

Warning: these figures indicate the number of cases found in the data file. They cannot be interpreted as summary statistics of the population of interest.

a15_natio2: Current nationality 2

Information	[Type= discrete] [Format=numeric] [Range= 96000-2147483624] [Missing=*]
Statistics [NW/ W]	[Valid=302 /-] [Invalid=12048 /-]
Pre-question	Nationalities
Literal question	A15. Which nationalities does he/she currently hold? Nationality 2
Interviewer's instructions	(list in plain text)

File : sn_qm_indiv

a15_natio2: Current nationality 2

(multiple answers possible)

Value	Label	Cases	Percentage
96000	FRANCE	118	39.1%
99109	GERMANY	1	0.3%
99127	ITALY	23	7.6%
99131	BELGIUM	4	1.3%
99134	SPAIN	5	1.7%
99139	PORTUGAL	1	0.3%
99201	SAUDI ARABIA	2	0.7%
99205	LEBANON	2	0.7%
99217	JAPAN	1	0.3%
99304	GAMBIA	5	1.7%
99326	COTE DIVOIRE	17	5.6%
99327	BENIN	1	0.3%
99328	GABON	10	3.3%
99330	GUINEA	33	10.9%
99331	BURKINA FASO	1	0.3%
99335	MALI	27	8.9%
99336	MAURITANIA	6	2.0%
99337	NIGER	2	0.7%
99345	TOGO	3	1.0%
99350	MOROCCO	1	0.3%
99392	GUINEA BISSAU	15	5.0%
99396	CAPE VERDE	4	1.3%
99399	DJIBOUTI	1	0.3%
99404	UNITED STATES	19	6.3%
Sysmiss		12048	

Warning: these figures indicate the number of cases found in the data file. They cannot be interpreted as summary statistics of the population of interest.

a16: Ethnic group

Information	[Type= discrete] [Format=numeric] [Range= 0-2147483624] [Missing=*]
Statistics [NW/ W]	[Valid=12199 /-] [Invalid=151 /-]
Pre-question	Ethnicity
Literal question	A16. What is his/her ethnicity? Ethnic group

Value	Label	Cases	Percentage
0	None	3	0.0%
1	Wolof	5885	48.2%
2	Mandingue	474	3.9%
3	Pular	2633	21.6%
4	Serer	1106	9.1%
5	Diola	565	4.6%
6	Soninke	588	4.8%
7	Other	945	7.7%
Sysmiss		151	

File : sn_qm_indiv

a16: Ethnic group

Warning: these figures indicate the number of cases found in the data file. They cannot be interpreted as summary statistics of the population of interest.

a16_prci: Other ethnic group

Information [Type= discrete] [Format=character] [Missing=*]

Statistics [NW/ W] [Valid=12350 /-] [Invalid=0 /-]

Universe if a16 in 7

Pre-question Ethnicity

Literal question A16. What is his/her ethnicity?
"Other" : specify

Value	Label	Cases	Percentage
.		11405	92.3%
.b		2	0.0%
1		1	0.0%
7		12	0.1%
99205		1	0.0%
99396		1	0.0%
AKOU		1	0.0%
ALLEMANDE		1	0.0%
ANGLO- SENEGALAISE		1	0.0%
AUBAMBI		1	0.0%
BADIWOU		1	0.0%
BALANTE		47	0.4%
BAMBARA		43	0.3%
BAYNOUNK		76	0.6%
BENINOIS		1	0.0%
BINOUNK		1	0.0%
BISSA		3	0.0%
CAP-VERDIEN		4	0.0%
CHINOISE		3	0.0%
CREOLE		7	0.1%
DIAGO		13	0.1%
DJANGO		28	0.2%
DOGON		10	0.1%
ETRANGERE		8	0.1%
EWE		5	0.0%
FAN		1	0.0%
FON		6	0.0%
FRANCAIS		1	0.0%
FRANCAISE		3	0.0%
FULA		3	0.0%
GAMBIEN		1	0.0%
GEUNAU		1	0.0%
GUERE		2	0.0%
GUINNEENNE		1	0.0%

File : sn_qm_indiv

a16_preci: Other ethnic group

Value	Label	Cases	Percentage
GuertzÃfÂ©		8	0.1%
KISTIEN		4	0.0%
KOGNAGUE		2	0.0%
LEBOU		32	0.3%
LIBANAISE		22	0.2%
LOUMBOU		5	0.0%
MAKAGNE		1	0.0%
MALINKE		13	0.1%
MANDIAGUE		11	0.1%
MANJAK		196	1.6%
MANKAGNE		44	0.4%
MAURE		120	1.0%
MINA		14	0.1%
MONO		7	0.1%
NALOU		1	0.0%
NDIAGO		14	0.1%
Ne sait pas		1	0.0%
Non reponse		124	1.0%
PEULH FOUTA		9	0.1%
POPO		7	0.1%
SARAKHOLE		1	0.0%
SOUSSOU		14	0.1%
TOGOLAIS		5	0.0%

Warning: these figures indicate the number of cases found in the data file. They cannot be interpreted as summary statistics of the population of interest.

a17: Religion

Information	[Type= discrete] [Format=numeric] [Range= 1-2147483624] [Missing=*]
Statistics [NW/ W]	[Valid=12138 /-] [Invalid=212 /-]
Definition	Muslim: answers 1 to 5 Christian: answers 6 to 8
Pre-question	Religion
Literal question	A17. What is his/her religion?

Value	Label	Cases	Percentage
1	Khadre	428	3.5%
2	Layene	203	1.7%
3	Mouride	3492	28.8%
4	Tidiane	6210	51.2%
5	Other muslim	1021	8.4%
6	Catholic	739	6.1%
7	Protestant	25	0.2%
8	Other Christian	13	0.1%
10	Other religion	1	0.0%
11	No religion	6	0.0%
Sysmiss		212	

File : sn_qm_indiv

a17: Religion

Warning: these figures indicate the number of cases found in the data file. They cannot be interpreted as summary statistics of the population of interest.

a18: Level of education

Information [Type= discrete] [Format=numeric] [Range= 0-2147483624] [Missing=*]

Statistics [NW/ W] [Valid=11773 /-] [Invalid=577 /-]

Pre-question Level of education

Literal question A18. If "Name" goes or went to school: what was the last class "Name" attended?

Value	Label	Cases	Percentage
0	None	2717	23.1%
1	Pre-school (1 year in school)	268	2.3%
2	Primary/basic (2 years in school)	341	2.9%
3	Primary/basic (3 years in school)	389	3.3%
4	Primary/basic (4 years in school)	511	4.3%
5	Primary/basic (5 years in school)	424	3.6%
6	Primary/basic (6 years in school)	450	3.8%
7	Primary/basic (7 years in school)	1997	17.0%
8	Middle school (8 years in school)	275	2.3%
9	Middle school (9 years in school)	316	2.7%
10	Middle school (10 years in school)	328	2.8%
11	Middle school (11 years in school)	785	6.7%
12	Secondary school (12 years in school)	220	1.9%
13	Secondary school (13 years in school)	202	1.7%
14	Secondary school (14 years in school)	539	4.6%
15	Post secondary (15 years in school)	149	1.3%
16	Post secondary (16 years in school)	223	1.9%
17	Post secondary (17 years in school)	153	1.3%
18	Post secondary (18 years in school)	142	1.2%
19	Post secondary (19 years in school)	91	0.8%
20	Post secondary (20 years in school)	25	0.2%
21	Post secondary (21 years in school)	13	0.1%
22	Post secondary (22 years in school)	46	0.4%
55	Only Koranic school	1143	9.7%
56	Only basic literacy or national language	26	0.2%
Sysmiss		577	

Warning: these figures indicate the number of cases found in the data file. They cannot be interpreted as summary statistics of the population of interest.

a19: Current occupation

Information [Type= discrete] [Format=numeric] [Range= 1-2147483624] [Missing=*]

Statistics [NW/ W] [Valid=11948 /-] [Invalid=402 /-]

Pre-question Activity status

Literal question A19. At present, "Name" is primarily (spends most of his/her time) :

Post-question If a19 not in 1 => Go to b1_1 (B1)

Value	Label	Cases	Percentage
1	Active, he/she works	4457	37.3%

File : sn_qm_indiv

a19: Current occupation

Value	Label	Cases	Percentage
2	Without occupation/housewife	1884	15.8%
3	Unemployed/searching for a job	394	3.3%
4	Pupil/student/trainee	3052	25.5%
5	Retired, doesn't work anymore	285	2.4%
6	Other inactive	1876	15.7%
Sysmiss		402	

Warning: these figures indicate the number of cases found in the data file. They cannot be interpreted as summary statistics of the population of interest.

a20: Current job

Information	[Type= discrete] [Format=character] [Missing=*]
Statistics [NW/ W]	[Valid=12350 /-] [Invalid=0 /-]
Universe	If a19 in 1
Pre-question	Occupation
Literal question	A20. What is "Name" occupation, profession, position, task? Interviewee answer
Interviewer's instructions	Describe in detail the product type (good or service) produced or sold

a20b: Profession codification

Information	[Type= discrete] [Format=character] [Missing=*]
Statistics [NW/ W]	[Valid=12350 /-] [Invalid=0 /-]
Universe	If a19 in 1
Pre-question	Occupation
Literal question	A20. What is "Name" occupation, profession, position, task? Codified profession

Value	Label	Cases	Percentage
.		7605	61.6%
111		14	0.1%
112		9	0.1%
113		2	0.0%
115		4	0.0%
117		4	0.0%
118		66	0.5%
122		1	0.0%
123		3	0.0%
211		130	1.1%
212		21	0.2%
213		1	0.0%
214		277	2.2%
215		1	0.0%
221		6	0.0%
222		69	0.6%
224		8	0.1%
225		1	0.0%
226		15	0.1%

File : sn_qm_indiv

a20b: Profession codification

Value	Label	Cases	Percentage
231		6	0.0%
232		57	0.5%
233		36	0.3%
234		22	0.2%
241		458	3.7%
242		38	0.3%
243		66	0.5%
244		55	0.4%
245		144	1.2%
246		135	1.1%
247		86	0.7%
248		19	0.2%
249		9	0.1%
251		118	1.0%
252		29	0.2%
253		17	0.1%
254		5	0.0%
261		11	0.1%
262		6	0.0%
310		6	0.0%
311		151	1.2%
312		185	1.5%
313		125	1.0%
314		26	0.2%
315		37	0.3%
316		145	1.2%
317		324	2.6%
318		128	1.0%
319		24	0.2%
321		5	0.0%
322		1	0.0%
323		3	0.0%
324		26	0.2%
401		113	0.9%
402		5	0.0%
403		4	0.0%
404		2	0.0%
405		14	0.1%
406		1	0.0%
407		4	0.0%
501		42	0.3%
502		12	0.1%
503		1	0.0%

File : sn_qm_indiv

a20b: Profession codification

Value	Label	Cases	Percentage
504		39	0.3%
611		55	0.4%
613		26	0.2%
614		7	0.1%
615		11	0.1%
621		45	0.4%
622		26	0.2%
623		10	0.1%
624		36	0.3%
625		14	0.1%
626		17	0.1%
631		4	0.0%
632		11	0.1%
641		16	0.1%
643		4	0.0%
712		6	0.0%
713		20	0.2%
714		5	0.0%
715		7	0.1%
722		4	0.0%
723		2	0.0%
724		1	0.0%
731		17	0.1%
732		39	0.3%
733		4	0.0%
734		7	0.1%
735		14	0.1%
736		10	0.1%
741		4	0.0%
742		16	0.1%
743		13	0.1%
744		49	0.4%
746		16	0.1%
747		8	0.1%
748		15	0.1%
751		11	0.1%
752		8	0.1%
754		10	0.1%
755		1	0.0%
756		7	0.1%
761		9	0.1%
762		8	0.1%
763		39	0.3%

File : sn_qm_indiv

a20b: Profession codification

Value	Label	Cases	Percentage
764		10	0.1%
801		4	0.0%
802		5	0.0%
804		13	0.1%
805		1	0.0%
Ne sait pas		204	1.7%
Non reponse		189	1.5%
Refus de repondre		315	2.6%

Warning: these figures indicate the number of cases found in the data file. They cannot be interpreted as summary statistics of the population of interest.

a21: Current socio-economic status

Information	[Type= discrete] [Format=numeric] [Range= 1-2147483624] [Missing=*]
Statistics [NW/ W]	[Valid=4078 /-] [Invalid=8272 /-]
Definition	Wage-earner: answers 1 to 3 Non-wage employment: answers 4 to 7
Universe	If a19 in 1
Pre-question	Socio-professional category
Literal question	A20. You/he/she is:

Value	Label	Cases	Percentage
1	Intellectual/higher level occupation	205	5.0%
2	Skilled employee or worker	866	21.2%
3	Unskilled employee, labourer, worker	698	17.1%
4	Employer	56	1.4%
5	Self employed	1710	41.9%
6	Apprentice, intern	469	11.5%
7	Family help	66	1.6%
9	Don't know	8	0.2%
Sysmiss		8272	

Warning: these figures indicate the number of cases found in the data file. They cannot be interpreted as summary statistics of the population of interest.

# b1_1: 1st reason of departure			
Information	[Type= discrete] [Format=numeric] [Range= 0-2147483624] [Missing=*]		
Statistics [NW/ W]	[Valid=1175 /-] [Invalid=11175 /-]		
Universe	If ETR box is ticked (q4_etr in 1)		
Pre-question	Module B - Migrants' experiences (all those marked ETR on the flap) "Now we will talk about all those persons who you told me are currently living abroad." Last migration Persons who already lived in Senegal		
Literal question	B1. The last time he/she left Senegal to settle in another country, he/she left... 1st reason		
Interviewer's instructions	(read) (multiple answers possible)		
Value	Label	Cases	Percentage
0	Has always lived abroad	56	4.8%
1	To work	734	62.5%
2	To study/training	174	14.8%
3	To get married	79	6.7%
4	For health reasons	4	0.3%
5	To learn a trade/profession	6	0.5%
6	For family reunification	103	8.8%
8	Other	19	1.6%
Sysmiss		11175	
<i>Warning: these figures indicate the number of cases found in the data file. They cannot be interpreted as summary statistics of the population of interest.</i>			
# b1_2: 2nd reason of departure			
Information	[Type= discrete] [Format=numeric] [Range= 0-2147483624] [Missing=*]		
Statistics [NW/ W]	[Valid=76 /-] [Invalid=12274 /-]		
Universe	If ETR box is ticked (q4_etr in 1)		
Pre-question	Module B - Migrants' experiences (all those marked ETR on the flap) "Now we will talk about all those persons who you told me are currently living abroad." Last migration Persons who already lived in Senegal		
Literal question	B1. The last time he/she left Senegal to settle in another country, he/she left... 2nd reason		
Interviewer's instructions	(read) (multiple answers possible)		
Value	Label	Cases	Percentage
0	Has always lived abroad	3	3.9%
1	To work	24	31.6%
2	To study/training	19	25.0%
3	To get married	7	9.2%
6	For family reunification	15	19.7%
8	Other	8	10.5%
Sysmiss		12274	
<i>Warning: these figures indicate the number of cases found in the data file. They cannot be interpreted as summary statistics of the population of interest.</i>			
# b1_3: 3rd reason of departure			
Information	[Type= discrete] [Format=numeric] [Range= 0-2147483624] [Missing=*]		

# b1_3: 3rd reason of departure			
Statistics [NW/ W]	[Valid=6 /-] [Invalid=12344 /-]		
Universe	If ETR box is ticked (q4_etr in 1)		
Pre-question	Module B - Migrants' experiences (all those marked ETR on the flap) "Now we will talk about all those persons who you told me are currently living abroad." Last migration Persons who already lived in Senegal		
Literal question	B1. The last time he/she left Senegal to settle in another country, he/she left... 3rd reason		
Interviewer's instructions	(read) (multiple answers possible)		
Value	Label	Cases	Percentage
1	To work	1	16.7%
3	To get married	3	50.0%
6	For family reunification	1	16.7%
8	Other	1	16.7%
Sysmiss		12344	
<i>Warning: these figures indicate the number of cases found in the data file. They cannot be interpreted as summary statistics of the population of interest.</i>			
# b1_prci: Specify the other reason of departure			
Information	[Type= discrete] [Format=character] [Missing=*]		
Statistics [NW/ W]	[Valid=1203 /-] [Invalid=0 /-]		
Universe	If ETR box is ticked (q4_etr in 1) If b1_1 or b1_2 or b1_3 in 8		
Pre-question	Module B - Migrants' experiences (all those marked ETR on the flap) "Now we will talk about all those persons who you told me are currently living abroad." Last migration Persons who already lived in Senegal		
Literal question	B1. The last time he/she left Senegal to settle in another country, he/she left... If "Other" => Specify		
Value	Label	Cases	Percentage
.		1175	97.7%
ARTISTE		1	0.1%
Non reponse		4	0.3%
POUR AVOIR VISA POUR LANGLETERRE		1	0.1%
REJOINDRE SON MARI		1	0.1%
VACANCES		1	0.1%
aider sa mere		2	0.2%
aller soigner s a mere malade et prendre en charge sa maman		1	0.1%
elle a ete confiee a karamoko		1	0.1%

b1_preci: Specify the other reason of departure

Value	Label	Cases	Percentage
elle etait partie au chevet de son mari malade		1	0.1%
en vacance		1	0.1%
est parti aider sa soeur		1	0.1%
il est rentre definitivement en guinee		2	0.2%
invitation pour decouvrir		1	0.1%
participer a un concours d'alhletisme)		1	0.1%
pour aller jouer au foot		2	0.2%
regroupement familial		5	0.4%
rendre visite a sa femme		1	0.1%
vacance		1	0.1%

Warning: these figures indicate the number of cases found in the data file. They cannot be interpreted as summary statistics of the population of interest.

b2_an: Departure: in which year?

Information	[Type= discrete] [Format=numeric] [Range= 0-2147483624] [Missing=*]
Statistics [NW/ W]	[Valid=885 /-] [Invalid=11465 /-]
Universe	If ETR box is ticked (q4_etr in 1)
Pre-question	Last migration Persons who already lived in Senegal
Literal question	B2. When was it? Year

Value	Label	Cases	Percentage
0	Has always lived abroad	2	0.2%
1957		1	0.1%
1964		1	0.1%
1968		3	0.3%
1969		1	0.1%
1970		3	0.3%
1971		1	0.1%
1973		3	0.3%
1974		3	0.3%
1975		5	0.6%
1976		2	0.2%
1977		6	0.7%
1978		6	0.7%
1979		10	1.1%
1980		12	1.4%
1981		3	0.3%
1982		14	1.6%

b2_an: Departure: in which year?

Value	Label	Cases	Percentage
1983		7	0.8%
1984		6	0.7%
1985		7	0.8%
1986		14	1.6%
1987		14	1.6%
1988		15	1.7%
1989		14	1.6%
1990		27	3.1%
1991		9	1.0%
1992		20	2.3%
1993		12	1.4%
1994		14	1.6%
1995		13	1.5%
1996		17	1.9%
1997		24	2.7%
1998		41	4.6%
1999		33	3.7%
2000		76	8.6%
2001		43	4.9%
2002		63	7.1%
2003		59	6.7%
2004		63	7.1%
2005		63	7.1%
2006		55	6.2%
2007		92	10.4%
2008		8	0.9%
Sysmiss		11465	

Warning: these figures indicate the number of cases found in the data file. They cannot be interpreted as summary statistics of the population of interest.

b2_age: Departure: at what age?

Information	[Type= discrete] [Format=numeric] [Range= 0-2147483624] [Missing=*]
Statistics [NW/ W]	[Valid=873 /-] [Invalid=11477 /-]
Universe	If ETR box is ticked (q4_etr in 1)
Pre-question	Last migration Persons who already lived in Senegal
Literal question	B2. When was it? Age

Value	Label	Cases	Percentage
0	Has always lived abroad	2	0.2%
1		2	0.2%
2		2	0.2%
3		3	0.3%
4		1	0.1%
5		3	0.3%
6		3	0.3%
7		2	0.2%

b2_age: Departure: at what age?

Value	Label	Cases	Percentage
8		1	0.1%
9		3	0.3%
10		4	0.5%
11		2	0.2%
12		9	1.0%
13		7	0.8%
14		11	1.3%
15		15	1.7%
16		7	0.8%
17		14	1.6%
18		22	2.5%
19		31	3.6%
20		40	4.6%
21		34	3.9%
22		41	4.7%
23		31	3.6%
24		58	6.6%
25		45	5.2%
26		37	4.2%
27		40	4.6%
28		32	3.7%
29		44	5.0%
30		21	2.4%
31		28	3.2%
32		39	4.5%
33		24	2.7%
34		27	3.1%
35		14	1.6%
36		16	1.8%
37		24	2.7%
38		20	2.3%
39		19	2.2%
40		15	1.7%
41		6	0.7%
42		11	1.3%
43		7	0.8%
44		10	1.1%
45		5	0.6%
46		5	0.6%
47		5	0.6%
48		4	0.5%
49		5	0.6%
50		3	0.3%
51		2	0.2%
52		2	0.2%

b2_age: Departure: at what age?

Value	Label	Cases	Percentage
53		5	0.6%
54		1	0.1%
56		1	0.1%
57		2	0.2%
59		2	0.2%
62		1	0.1%
63		1	0.1%
68		1	0.1%
73		1	0.1%
Sysmiss		11477	

Warning: these figures indicate the number of cases found in the data file. They cannot be interpreted as summary statistics of the population of interest.

b3_1: 1st help from the HH to leave

Information	[Type= discrete] [Format=numeric] [Range= 0-2147483624] [Missing=*]
Statistics [NW/ W]	[Valid=1113 /-] [Invalid=11237 /-]
Universe	If ETR box is ticked (q4_etr in 1)
Pre-question	Last migration Persons who already lived in Senegal
Literal question	B3. Did he/she receive support from your household to finance or organize the migration? 1st help
Interviewer's instructions	(multiple answers possible)

Value	Label	Cases	Percentage
0	Has always lived abroad	6	0.5%
1	No, Ego managed to organize everything by himself/herself	734	65.9%
2	We helped with the preparations	267	24.0%
3	We helped to pay for the trip	99	8.9%
4	We supported him/her in another way	7	0.6%
Sysmiss		11237	

Warning: these figures indicate the number of cases found in the data file. They cannot be interpreted as summary statistics of the population of interest.

b3_2: 2nd help from the HH to leave

Information	[Type= discrete] [Format=numeric] [Range= 0-2147483624] [Missing=*]
Statistics [NW/ W]	[Valid=226 /-] [Invalid=12124 /-]
Universe	If ETR box is ticked (q4_etr in 1)
Pre-question	Last migration Persons who already lived in Senegal
Literal question	B3. Did he/she receive support from your household to finance or organize the migration? 2nd help
Interviewer's instructions	(multiple answers possible)

Value	Label	Cases	Percentage
2	We helped with the preparations	6	2.7%
3	We helped to pay for the trip	196	86.7%
4	We supported him/her in another way	24	10.6%
Sysmiss		12124	

Warning: these figures indicate the number of cases found in the data file. They cannot be interpreted as summary statistics of the population of interest.

# b3_3: 3rd help from the HH to leave			
Information	[Type= discrete] [Format=numeric] [Range= 0-2147483624] [Missing=*]		
Statistics [NW/ W]	[Valid=97 /-] [Invalid=12253 /-]		
Universe	If ETR box is ticked (q4_etr in 1)		
Pre-question	Last migration Persons who already lived in Senegal		
Literal question	B3. Did he/she receive support from your household to finance or organize the migration? 3rd help		
Interviewer's instructions	(multiple answers possible)		
Value	Label	Cases	Percentage
2	We helped with the preparations	4	4.1%
4	We supported him/her in another way	93	95.9%
Sysmiss		12253	
<i>Warning: these figures indicate the number of cases found in the data file. They cannot be interpreted as summary statistics of the population of interest.</i>			
# b3_preci: Specify the other help			
Information	[Type= discrete] [Format=character] [Missing=*]		
Statistics [NW/ W]	[Valid=1203 /-] [Invalid=0 /-]		
Universe	If ETR box is ticked (q4_etr in 1) If b3_1 or b3_2 or b3_3 in 4		
Pre-question	Last migration Persons who already lived in Senegal		
Literal question	B3. Did he/she receive support from your household to finance or organize the migration? If "We supported him/her in another way" => Specify		
Value	Label	Cases	Percentage
.		1185	98.5%
Encouragement et prieres		1	0.1%
MERE		1	0.1%
Non reponse		4	0.3%
a faire des achats		1	0.1%
achat denrees		1	0.1%
achats		1	0.1%
argent de poche		2	0.2%
bagages		1	0.1%
il a un frere qui lui a regle un contrat de travail et le billet pour partir		1	0.1%
priere		1	0.1%
prise en charge financiere		1	0.1%
son mari		2	0.2%
trouver un logement		1	0.1%
<i>Warning: these figures indicate the number of cases found in the data file. They cannot be interpreted as summary statistics of the population of interest.</i>			
# b3_a: Help: has always lived there			
Information	[Type= discrete] [Format=numeric] [Range= 0-2147483624] [Missing=*]		

# b3_a: Help: has always lived there			
Statistics [NW/ W]	[Valid=1203 /-] [Invalid=11147 /-]		
Definition	To have a better view of the answers of question B3 and to make the analysis easier, these variables are dichotomised: for each possible modality a dichotomous variable was created (variable b3_a to b3_NR)		
Universe	If ETR box is ticked (q4_etr in 1)		
Pre-question	Last migration Persons who already lived in Senegal		
Literal question	B3. Did he/she receive support from your household to finance or organize the migration? Has always lived there		
Value	Label	Cases	Percentage
0	No	1197	99.5%
1	Yes	6	0.5%
Sysmiss		11147	
<i>Warning: these figures indicate the number of cases found in the data file. They cannot be interpreted as summary statistics of the population of interest.</i>			
# b3_b: Help: no help			
Information	[Type= discrete] [Format=numeric] [Range= 0-2147483624] [Missing=*]		
Statistics [NW/ W]	[Valid=1203 /-] [Invalid=11147 /-]		
Definition	To have a better view of the answers of question B3 and to make the analysis easier, these variables are dichotomised: for each possible modality a dichotomous variable was created (variable b3_a to b3_NR)		
Universe	If ETR box is ticked (q4_etr in 1)		
Pre-question	Last migration Persons who already lived in Senegal		
Literal question	B3. Did he/she receive support from your household to finance or organize the migration? No help		
Value	Label	Cases	Percentage
0	No	469	39.0%
1	Yes	734	61.0%
Sysmiss		11147	
<i>Warning: these figures indicate the number of cases found in the data file. They cannot be interpreted as summary statistics of the population of interest.</i>			
# b3_c: Help: with the preparations			
Information	[Type= discrete] [Format=numeric] [Range= 0-2147483624] [Missing=*]		
Statistics [NW/ W]	[Valid=1203 /-] [Invalid=11147 /-]		
Definition	To have a better view of the answers of question B3 and to make the analysis easier, these variables are dichotomised: for each possible modality a dichotomous variable was created (variable b3_a to b3_NR)		
Universe	If ETR box is ticked (q4_etr in 1)		
Pre-question	Last migration Persons who already lived in Senegal		
Literal question	B3. Did he/she receive support from your household to finance or organize the migration? With the preparations		
Value	Label	Cases	Percentage
0	No	926	77.0%
1	Yes	277	23.0%
Sysmiss		11147	
<i>Warning: these figures indicate the number of cases found in the data file. They cannot be interpreted as summary statistics of the population of interest.</i>			
# b3_d: Help: to pay the trip			
Information	[Type= discrete] [Format=numeric] [Range= 0-2147483624] [Missing=*]		

# b3_d: Help: to pay the trip			
Statistics [NW/ W]	[Valid=1203 /-] [Invalid=11147 /-]		
Definition	To have a better view of the answers of question B3 and to make the analysis easier, these variables are dichotomised: for each possible modality a dichotomous variable was created (variable b3_a to b3_NR)		
Universe	If ETR box is ticked (q4_etr in 1)		
Pre-question	Last migration Persons who already lived in Senegal		
Literal question	B3. Did he/she receive support from your household to finance or organize the migration? To pay the trip		
Value	Label	Cases	Percentage
0	No	908	75.5%
1	Yes	295	24.5%
Sysmiss		11147	
<i>Warning: these figures indicate the number of cases found in the data file. They cannot be interpreted as summary statistics of the population of interest.</i>			
# b3_e: Help: for other things			
Information	[Type= discrete] [Format=numeric] [Range= 0-2147483624] [Missing=*]		
Statistics [NW/ W]	[Valid=1203 /-] [Invalid=11147 /-]		
Definition	To have a better view of the answers of question B3 and to make the analysis easier, these variables are dichotomised: for each possible modality a dichotomous variable was created (variable b3_a to b3_NR)		
Universe	If ETR box is ticked (q4_etr in 1)		
Pre-question	Last migration Persons who already lived in Senegal		
Literal question	B3. Did he/she receive support from your household to finance or organize the migration? For other things		
Value	Label	Cases	Percentage
0	No	1079	89.7%
1	Yes	124	10.3%
Sysmiss		11147	
<i>Warning: these figures indicate the number of cases found in the data file. They cannot be interpreted as summary statistics of the population of interest.</i>			
# b3_NR: Help: no answer			
Information	[Type= discrete] [Format=numeric] [Range= 0-2147483624] [Missing=*]		
Statistics [NW/ W]	[Valid=1203 /-] [Invalid=11147 /-]		
Definition	To have a better view of the answers of question B3 and to make the analysis easier, these variables are dichotomised: for each possible modality a dichotomous variable was created (variable b3_a to b3_NR)		
Universe	If ETR box is ticked (q4_etr in 1)		
Pre-question	Last migration Persons who already lived in Senegal		
Literal question	B3. Did he/she receive support from your household to finance or organize the migration? No answer		
Value	Label	Cases	Percentage
0	No	1169	97.2%
1	Yes	34	2.8%
Sysmiss		11147	
<i>Warning: these figures indicate the number of cases found in the data file. They cannot be interpreted as summary statistics of the population of interest.</i>			
# b4: Does she/he have official papers?			
Information	[Type= discrete] [Format=numeric] [Range= 0-2147483624] [Missing=*]		

# b4: Does she/he have official papers?			
Statistics [NW/ W]	[Valid=1018 /-] [Invalid=11332 /-]		
Universe	If ETR box is ticked (q4_etr in 1)		
Pre-question	Last migration Persons who already lived in Senegal		
Literal question	B4. Does he/she currently have the residence permits/official documents that would allow him/her to stay in the country where he/she is?		
Value	Label	Cases	Percentage
0	Has always lived abroad or does not need any residence permit	9	0.9%
1	Yes	859	84.4%
2	No	150	14.7%
Sysmiss		11332	
<i>Warning: these figures indicate the number of cases found in the data file. They cannot be interpreted as summary statistics of the population of interest.</i>			
# b5: Did you have contact with this person during the 12 past months?			
Information	[Type= discrete] [Format=numeric] [Range= 0-2147483624] [Missing=*]		
Statistics [NW/ W]	[Valid=1174 /-] [Invalid=11176 /-]		
Universe	If ETR box is ticked (q4_etr in 1)		
Pre-question	Relationships and contacts with migrants in the last 12 months		
Literal question	B5. Have you been in contact with this person over the last 12 months, by phone, mail, internet...?		
Post-question	If b5 (B5) in 0 => Go to b7 (B7)		
Value	Label	Cases	Percentage
0	No	63	5.4%
1	Yes	1111	94.6%
Sysmiss		11176	
<i>Warning: these figures indicate the number of cases found in the data file. They cannot be interpreted as summary statistics of the population of interest.</i>			
# b6: Contacts: at which frequencies?			
Information	[Type= discrete] [Format=numeric] [Range= 1-2147483624] [Missing=*]		
Statistics [NW/ W]	[Valid=1108 /-] [Invalid=11242 /-]		
Universe	If ETR box is ticked (q4_etr in 1) If b5 in 1		
Pre-question	Relationships and contacts with migrants in the last 12 months		
Literal question	B6. How often?		
Value	Label	Cases	Percentage
1	Every week	507	45.8%
2	At least once a month	373	33.7%
3	Less often	228	20.6%
Sysmiss		11242	
<i>Warning: these figures indicate the number of cases found in the data file. They cannot be interpreted as summary statistics of the population of interest.</i>			
# b7: Has she/he visited you during the past 12 months?			
Information	[Type= discrete] [Format=numeric] [Range= 0-2147483624] [Missing=*]		
Statistics [NW/ W]	[Valid=1168 /-] [Invalid=11182 /-]		
Universe	If ETR box is ticked (q4_etr in 1)		
Pre-question	Relationships and contacts with migrants in the last 12 months		
Literal question	B7. Did he/she come to visit you in the last 12 months?		

# b7: Has she/he visited you during the past 12 months?			
Value	Label	Cases	Percentage
0	No	697	59.7%
1	Yes	471	40.3%
Sysmiss		11182	
<i>Warning: these figures indicate the number of cases found in the data file. They cannot be interpreted as summary statistics of the population of interest.</i>			
# c1: Did you get money from her/him during the past 12 months?			
Information	[Type= discrete] [Format=numeric] [Range= 0-2147483624] [Missing=*]		
Statistics [NW/ W]	[Valid=1176 /-] [Invalid=11174 /-]		
Universe	If ETR box is ticked (q4_etr in 1)		
Pre-question	Module C - Money transfers during the last 12 months "We're now going to talk about the money or the material goods that the persons we just talked about may have sent you over the past 12 months. You may think that these questions are indiscrete, but they allow us to find out if migration helps Senegalese households." Monetary transfers		
Literal question	C1. Have you received any money from "Name" over the last 12 months?		
Post-question	If c1 (C1) in 0 => Go to c7 (C7)		
Value	Label	Cases	Percentage
0	No	528	44.9%
1	Yes	648	55.1%
Sysmiss		11174	
<i>Warning: these figures indicate the number of cases found in the data file. They cannot be interpreted as summary statistics of the population of interest.</i>			
# c2: Did she/he send you money during the past 12 months...			
Information	[Type= discrete] [Format=numeric] [Range= 1-2147483624] [Missing=*]		
Statistics [NW/ W]	[Valid=639 /-] [Invalid=11711 /-]		
Universe	If ETR box is ticked (q4_etr in 1) If c1 in 1		
Pre-question	Monetary transfers		
Literal question	C2. Over the last 12 months, did he/she send money?		
Interviewer's instructions	(read)		
Value	Label	Cases	Percentage
1	At least once a month	266	41.6%
2	Regularly, but less often	139	21.8%
3	Occasionally	234	36.6%
Sysmiss		11711	
<i>Warning: these figures indicate the number of cases found in the data file. They cannot be interpreted as summary statistics of the population of interest.</i>			
# c3: Generally how does she/he send you money?			
Information	[Type= discrete] [Format=numeric] [Range= 1-2147483624] [Missing=*]		
Statistics [NW/ W]	[Valid=637 /-] [Invalid=11713 /-]		
Universe	If ETR box is ticked (q4_etr in 1) If c1 in 1		
Pre-question	Monetary transfers		
Literal question	C3. How does he/she normally (most often) send you the money?		

# c3: Generally how does she/he send you money?			
Value	Label	Cases	Percentage
1	Ego brings the money herself/himself	29	4.6%
2	A friend/relative brings the money	79	12.4%
3	Money transfer agency (Western Union, Moneygram, Money Express...)	479	75.2%
4	Bank transfer	13	2.0%
5	Via a commercial agent	32	5.0%
6	Other	5	0.8%
Sysmiss		11713	
<i>Warning: these figures indicate the number of cases found in the data file. They cannot be interpreted as summary statistics of the population of interest.</i>			
# c3_prci: Specify how she/he sends you money			
Information	[Type= discrete] [Format=character] [Missing=*]		
Statistics [NW/ W]	[Valid=1203 /-] [Invalid=0 /-]		
Universe	If ETR box is ticked (q4_etr in 1) If c1 in 1 If c3 in 6		
Pre-question	Monetary transfers		
Literal question	C3. How does he/she normally (most often) send you the money? If "Other" => Specify		
Value	Label	Cases	Percentage
.		1198	99.6%
BELLE MERE DE DIENABA		1	0.1%
ENTREPRISE		1	0.1%
intermediaire de son pere		1	0.1%
par poste		1	0.1%
structure dirigee par les sarakholes		1	0.1%
<i>Warning: these figures indicate the number of cases found in the data file. They cannot be interpreted as summary statistics of the population of interest.</i>			
# c4_cfa: How much money the last time? Plain text			
Information	[Type= discrete] [Format=numeric] [Range= 10000-2147483624] [Missing=*]		
Statistics [NW/ W]	[Valid=298 /-] [Invalid=12052 /-] [Mean=103785.252 /-] [StdDev=102473.939 /-]		
Universe	If ETR box is ticked (q4_etr in 1) If c1 in 1		
Pre-question	Monetary transfers		
Literal question	C4. How much approximately did he/she send you the last time? Plain text answer		
Interviewer's instructions	(In plain text, otherwise note the code)		
Value	Label	Cases	Percentage
10000		4	1.3%
15000		5	1.7%
20000		5	1.7%
25000		12	4.0%
30000		8	2.7%
32000		1	0.3%

c4_cfa: How much money the last time? Plain text

Value	Label	Cases	Percentage
35000		1	0.3%
40000		7	2.3%
50000		81	27.2%
50005		1	0.3%
60000		6	2.0%
65000		6	2.0%
70000		1	0.3%
75000		9	3.0%
80000		2	0.7%
90000		1	0.3%
100000		85	28.5%
110000		1	0.3%
120000		1	0.3%
125000		2	0.7%
130000		2	0.7%
145000		1	0.3%
150000		16	5.4%
180000		2	0.7%
190000		1	0.3%
196000		1	0.3%
200000		15	5.0%
250000		4	1.3%
300000		5	1.7%
350000		2	0.7%
360000		1	0.3%
400000		1	0.3%
450000		1	0.3%
500000		5	1.7%
640000		1	0.3%
900000		1	0.3%
Sysmiss		12052	

Warning: these figures indicate the number of cases found in the data file. They cannot be interpreted as summary statistics of the population of interest.

c4: How much money the last time? Code

Information	[Type= discrete] [Format=numeric] [Range= 1-9] [Missing=*]
Statistics [NW/ W]	[Valid=582 /-] [Invalid=11768 /-]
Universe	If ETR box is ticked (q4_etr in 1) If c1 in 1
Pre-question	Monetary transfers
Literal question	C4. How much approximately did he/she send you the last time? Code
Interviewer's instructions	(In plain text, otherwise note the code)

Value	Label	Cases	Percentage
1	Less than 50.000 CFA	111	19.1%
2	From 50 to 100.000 CFA	214	36.8%

# c4: How much money the last time? Code			
Value	Label	Cases	Percentage
3	From 100 to 200.000 CFA	181	31.1%
4	More than 200.000 CFA	76	13.1%
System		11768	
<i>Warning: these figures indicate the number of cases found in the data file. They cannot be interpreted as summary statistics of the population of interest.</i>			
# c5_1: How did you spend this money: 1st answer			
Information	[Type= discrete] [Format=numeric] [Range= 1-2147483624] [Missing=*]		
Statistics [NW/ W]	[Valid=639 /-] [Invalid=11711 /-]		
Universe	If ETR box is ticked (q4_etr in 1) If c1 in 1		
Pre-question	Monetary transfers		
Literal question	C5. How was spent the money that "Name" sent over the last 12 months? 1st answer		
Post-question	If c5_1 and c5_2 and c5_3 and c5_4 and c5_5 and c5_6 not in 8 => Go to c7 (C7)		
Interviewer's instructions	Multiple answers, number of answers unlimited. To be noted down in the order of importance. (read)		
Value	Label	Cases	Percentage
1	Payment of rent/bills	238	37.2%
2	Daily expending	234	36.6%
3	Health treatment	23	3.6%
4	School fees	21	3.3%
5	Savings	2	0.3%
6	Ceremonies & religious holidays	81	12.7%
7	Foreign travel	4	0.6%
8	Purchase of a dwelling/vehicle/land/business	11	1.7%
9	Other	25	3.9%
System		11711	
<i>Warning: these figures indicate the number of cases found in the data file. They cannot be interpreted as summary statistics of the population of interest.</i>			
# c5_2: How did you spend this money: 2nd answer			
Information	[Type= discrete] [Format=numeric] [Range= 1-2147483624] [Missing=*]		
Statistics [NW/ W]	[Valid=389 /-] [Invalid=11961 /-]		
Universe	If ETR box is ticked (q4_etr in 1) If c1 in 1		
Pre-question	Monetary transfers		
Literal question	C5. How was spent the money that "Name" sent over the last 12 months? 2nd answer		
Post-question	If c5_1 and c5_2 and c5_3 and c5_4 and c5_5 and c5_6 not in 8 => Go to c7 (C7)		
Interviewer's instructions	Multiple answers, number of answers unlimited. To be noted down in the order of importance. (read)		
Value	Label	Cases	Percentage
1	Payment of rent/bills	31	8.0%
2	Daily expending	211	54.2%
3	Health treatment	54	13.9%
4	School fees	34	8.7%
5	Savings	1	0.3%

c5_2: How did you spend this money: 2nd answer

Value	Label	Cases	Percentage
6	Ceremonies & religious holidays	49	12.6%
8	Purchase of a dwelling/vehicle/land/business	5	1.3%
9	Other	4	1.0%
Sysmiss		11961	

Warning: these figures indicate the number of cases found in the data file. They cannot be interpreted as summary statistics of the population of interest.

c5_3: How did you spend this money: 3rd answer

Information	[Type= discrete] [Format=numeric] [Range= 1-2147483624] [Missing=*]
Statistics [NW/ W]	[Valid=246 /-] [Invalid=12104 /-]
Universe	If ETR box is ticked (q4_etr in 1) If c1 in 1
Pre-question	Monetary transfers
Literal question	C5. How was spent the money that "Name" sent over the last 12 months? 3rd answer
Post-question	If c5_1 and c5_2 and c5_3 and c5_4 and c5_5 and c5_6 not in 8 => Go to c7 (C7)
Interviewer's instructions	Multiple answers, number of answers unlimited. To be noted down in the order of importance. (read)

Value	Label	Cases	Percentage
1	Payment of rent/bills	10	4.1%
2	Daily expending	8	3.3%
3	Health treatment	111	45.1%
4	School fees	47	19.1%
5	Savings	1	0.4%
6	Ceremonies & religious holidays	63	25.6%
8	Purchase of a dwelling/vehicle/land/business	4	1.6%
9	Other	2	0.8%
Sysmiss		12104	

Warning: these figures indicate the number of cases found in the data file. They cannot be interpreted as summary statistics of the population of interest.

c5_4: How did you spend this money: 4th answer

Information	[Type= discrete] [Format=numeric] [Range= 1-2147483624] [Missing=*]
Statistics [NW/ W]	[Valid=117 /-] [Invalid=12233 /-]
Universe	If ETR box is ticked (q4_etr in 1) If c1 in 1
Pre-question	Monetary transfers
Literal question	C5. How was spent the money that "Name" sent over the last 12 months? 4th answer
Post-question	If c5_1 and c5_2 and c5_3 and c5_4 and c5_5 and c5_6 not in 8 => Go to c7 (C7)
Interviewer's instructions	Multiple answers, number of answers unlimited. To be noted down in the order of importance. (read)

Value	Label	Cases	Percentage
1	Payment of rent/bills	3	2.6%
2	Daily expending	3	2.6%
3	Health treatment	2	1.7%
4	School fees	45	38.5%
5	Savings	1	0.9%

# c5_4: How did you spend this money: 4th answer			
Value	Label	Cases	Percentage
6	Ceremonies & religious holidays	54	46.2%
7	Foreign travel	2	1.7%
8	Purchase of a dwelling/vehicle/land/business	4	3.4%
9	Other	3	2.6%
Sysmiss		12233	
<i>Warning: these figures indicate the number of cases found in the data file. They cannot be interpreted as summary statistics of the population of interest.</i>			
# c5_5: How did you spend this money: 5th answer			
Information	[Type= discrete] [Format=numeric] [Range= 1-2147483624] [Missing=*]		
Statistics [NW/ W]	[Valid=35 /-] [Invalid=12315 /-]		
Universe	If ETR box is ticked (q4_etr in 1) If c1 in 1		
Pre-question	Monetary transfers		
Literal question	C5. How was spent the money that "Name" sent over the last 12 months? 5th answer		
Post-question	If c5_1 and c5_2 and c5_3 and c5_4 and c5_5 and c5_6 not in 8 => Go to c7 (C7)		
Interviewer's instructions	Multiple answers, number of answers unlimited. To be noted down in the order of importance. (read)		
Value	Label	Cases	Percentage
3	Health treatment	2	5.7%
4	School fees	1	2.9%
5	Savings	9	25.7%
6	Ceremonies & religious holidays	15	42.9%
8	Purchase of a dwelling/vehicle/land/business	6	17.1%
9	Other	2	5.7%
Sysmiss		12315	
<i>Warning: these figures indicate the number of cases found in the data file. They cannot be interpreted as summary statistics of the population of interest.</i>			
# c5_6: How did you spend this money: 6th answer			
Information	[Type= discrete] [Format=numeric] [Range= 1-2147483624] [Missing=*]		
Statistics [NW/ W]	[Valid=8 /-] [Invalid=12342 /-]		
Universe	If ETR box is ticked (q4_etr in 1) If c1 in 1		
Pre-question	Monetary transfers		
Literal question	C5. How was spent the money that "Name" sent over the last 12 months? 6th answer		
Post-question	If c5_1 and c5_2 and c5_3 and c5_4 and c5_5 and c5_6 not in 8 => Go to c7 (C7)		
Interviewer's instructions	Multiple answers, number of answers unlimited. To be noted down in the order of importance. (read)		
Value	Label	Cases	Percentage
6	Ceremonies & religious holidays	8	100.0%
Sysmiss		12342	
<i>Warning: these figures indicate the number of cases found in the data file. They cannot be interpreted as summary statistics of the population of interest.</i>			
# c6_1: What kind of purchase did you make? 1st answer			
Information	[Type= discrete] [Format=numeric] [Range= 1-2147483624] [Missing=*]		
Statistics [NW/ W]	[Valid=28 /-] [Invalid=12322 /-]		

# c6_1: What kind of purchase did you make? 1st answer			
Universe	If ETR box is ticked (q4_etr in 1) If c1 in 1 If c5_1 or c5_2 or c5_3 or c5_4 or c5_5 or c5_6 in 8		
Pre-question	Use and management		
Literal question	C6. What kind of purchase did you make? 1st answer		
Interviewer's instructions	(read) (multiple answers possible)		
Value	Label	Cases	Percentage
1	Construction or purchase of a dwelling	7	25.0%
2	Refurbishment of a dwelling/construction	6	21.4%
4	Purchase of a land	11	39.3%
5	Purchase of inventory/equipment/other business assets	4	14.3%
Sysmiss		12322	
<i>Warning: these figures indicate the number of cases found in the data file. They cannot be interpreted as summary statistics of the population of interest.</i>			
# c6_2: What kind of purchase did you make? 2nd answer			
Information	[Type= discrete] [Format=numeric] [Range= 1-2147483624] [Missing=*]		
Statistics [NW/ W]	[Valid=7 /-] [Invalid=12343 /-]		
Universe	If ETR box is ticked (q4_etr in 1) If c1 in 1 If c5_1 or c5_2 or c5_3 or c5_4 or c5_5 or c5_6 in 8		
Pre-question	Use and management		
Literal question	C6. What kind of purchase did you make? 2nd answer		
Interviewer's instructions	(read) (multiple answers possible)		
Value	Label	Cases	Percentage
2	Refurbishment of a dwelling/construction	5	71.4%
5	Purchase of inventory/equipment/other business assets	2	28.6%
Sysmiss		12343	
<i>Warning: these figures indicate the number of cases found in the data file. They cannot be interpreted as summary statistics of the population of interest.</i>			
# c7: Did she/he send you goods in the past 12 months?			
Information	[Type= discrete] [Format=numeric] [Range= 0-2147483624] [Missing=*]		
Statistics [NW/ W]	[Valid=1167 /-] [Invalid=11183 /-]		
Universe	If ETR box is ticked (q4_etr in 1)		
Pre-question	Transfer of goods		
Literal question	C7. During the last 12 months, did "Name" send you goods in kind?		
Post-question	If c7 (C7) in 0 => Go to c9 (C9)		
Value	Label	Cases	Percentage
0	No	831	71.2%
1	Yes	336	28.8%
Sysmiss		11183	
<i>Warning: these figures indicate the number of cases found in the data file. They cannot be interpreted as summary statistics of the population of interest.</i>			
# c8_1: 1st good she/he sent you			
Information	[Type= discrete] [Format=numeric] [Range= 1-2147483624] [Missing=*]		
Statistics [NW/ W]	[Valid=339 /-] [Invalid=12011 /-]		

# c8_1: 1st good she/he sent you			
Universe	If ETR box is ticked (q4_etr in 1) If c7 in 1		
Pre-question	Transfer of goods		
Literal question	C8. Did he/she send you any of the following goods? 1st good		
Value	Label	Cases	Percentage
1	Electric domestic appliances	50	14.7%
2	Spare parts for vehicles	2	0.6%
3	Vehicles	1	0.3%
4	Clothing or personal-care products	181	53.4%
5	Computers	4	1.2%
6	Hi-fi system/TV/video player/music or related items	22	6.5%
7	Phones	62	18.3%
8	Other	17	5.0%
Sysmiss		12011	
<i>Warning: these figures indicate the number of cases found in the data file. They cannot be interpreted as summary statistics of the population of interest.</i>			
# c8_2: 2nd good she/he sent you			
Information	[Type= discrete] [Format=numeric] [Range= 1-2147483624] [Missing=*]		
Statistics [NW/ W]	[Valid=150 /-] [Invalid=12200 /-]		
Universe	If ETR box is ticked (q4_etr in 1) If c7 in 1		
Pre-question	Transfer of goods		
Literal question	C8. Did he/she send you any of the following goods? 2nd good		
Value	Label	Cases	Percentage
1	Electric domestic appliances	7	4.7%
2	Spare parts for vehicles	4	2.7%
3	Vehicles	1	0.7%
4	Clothing or personal-care products	43	28.7%
5	Computers	2	1.3%
6	Hi-fi system/TV/video player/music or related items	28	18.7%
7	Phones	50	33.3%
8	Other	15	10.0%
Sysmiss		12200	
<i>Warning: these figures indicate the number of cases found in the data file. They cannot be interpreted as summary statistics of the population of interest.</i>			
# c8_3: 3rd good she/he sent you			
Information	[Type= discrete] [Format=numeric] [Range= 1-2147483624] [Missing=*]		
Statistics [NW/ W]	[Valid=80 /-] [Invalid=12270 /-]		
Universe	If ETR box is ticked (q4_etr in 1) If c7 in 1		
Pre-question	Transfer of goods		
Literal question	C8. Did he/she send you any of the following goods? 3rd good		
Value	Label	Cases	Percentage
1	Electric domestic appliances	4	5.0%

# c8_3: 3rd good she/he sent you			
Value	Label	Cases	Percentage
2	Spare parts for vehicles	1	1.2%
3	Vehicles	1	1.2%
4	Clothing or personal-care products	10	12.5%
5	Computers	6	7.5%
6	Hi-fi system/TV/video player/music or related items	25	31.2%
7	Phones	22	27.5%
8	Other	11	13.8%
Sysmiss		12270	

Warning: these figures indicate the number of cases found in the data file. They cannot be interpreted as summary statistics of the population of interest.

# c8_4: 4th good she/he sent you	
Information	[Type= discrete] [Format=numeric] [Range= 1-2147483624] [Missing=*]
Statistics [NW/ W]	[Valid=27 /-] [Invalid=12323 /-]
Universe	If ETR box is ticked (q4_etr in 1) If c7 in 1
Pre-question	Transfer of goods
Literal question	C8. Did he/she send you any of the following goods? 4th good

Value	Label	Cases	Percentage
1	Electric domestic appliances	1	3.7%
4	Clothing or personal-care products	2	7.4%
6	Hi-fi system/TV/video player/music or related items	6	22.2%
7	Phones	18	66.7%
Sysmiss		12323	

Warning: these figures indicate the number of cases found in the data file. They cannot be interpreted as summary statistics of the population of interest.

# c8_5: 5th good she/he sent you	
Information	[Type= discrete] [Format=numeric] [Range= 1-2147483624] [Missing=*]
Statistics [NW/ W]	[Valid=5 /-] [Invalid=12345 /-]
Universe	If ETR box is ticked (q4_etr in 1) If c7 in 1
Pre-question	Transfer of goods
Literal question	C8. Did he/she send you any of the following goods? 5th good

Value	Label	Cases	Percentage
4	Clothing or personal-care products	1	20.0%
5	Computers	1	20.0%
7	Phones	3	60.0%
Sysmiss		12345	

Warning: these figures indicate the number of cases found in the data file. They cannot be interpreted as summary statistics of the population of interest.

# c8_6: 6th good she/he sent you	
Information	[Type= discrete] [Format=numeric] [Range= 1-2147483624] [Missing=*]
Statistics [NW/ W]	[Valid=1 /-] [Invalid=12349 /-]
Universe	If ETR box is ticked (q4_etr in 1) If c7 in 1
Pre-question	Transfer of goods

# c8_6: 6th good she/he sent you			
Literal question		C8. Did he/she send you any of the following goods? 6th good	
Value	Label	Cases	Percentage
6	Hi-fi system/TV/video player/music or related items	1	100.0%
Sysmiss		12349	
<i>Warning: these figures indicate the number of cases found in the data file. They cannot be interpreted as summary statistics of the population of interest.</i>			
# c8_7: 7th good she/he sent you			
Information		[Type= discrete] [Format=numeric] [Range= 1-2147483624] [Missing=*]	
Statistics [NW/ W]		[Valid=1 /-] [Invalid=12349 /-]	
Universe		If ETR box is ticked (q4_etr in 1) If c7 in 1	
Pre-question		Transfer of goods	
Literal question		C8. Did he/she send you any of the following goods? 7th good	
Value	Label	Cases	Percentage
7	Phones	1	100.0%
Sysmiss		12349	
<i>Warning: these figures indicate the number of cases found in the data file. They cannot be interpreted as summary statistics of the population of interest.</i>			
# c9: What share of your needs represents the money and the good sent by her/him?			
Information		[Type= discrete] [Format=numeric] [Range= 0-2147483624] [Missing=*]	
Statistics [NW/ W]		[Valid=1159 /-] [Invalid=11191 /-]	
Universe		If ETR box is ticked (q4_etr in 1)	
Literal question		C9. Which share of your needs on food, medicine, housing, transport, etc. have been covered by the money and in-kind transfers you have received from "Name" over the last 12 months?	
Value	Label	Cases	Percentage
0	Receives neither money nor goods	430	37.1%
1	Very large share	62	5.3%
2	Large share	200	17.3%
3	Moderate share	295	25.5%
4	Small share	105	9.1%
5	Insignificant share	67	5.8%
Sysmiss		11191	
<i>Warning: these figures indicate the number of cases found in the data file. They cannot be interpreted as summary statistics of the population of interest.</i>			
# pmigrant: Current migrants: individuals outside HH living abroad			
Information		[Type= discrete] [Format=numeric] [Range= 0-2147483624] [Missing=*]	
Statistics [NW/ W]		[Valid=12350 /-] [Invalid=0 /-]	
Notes		Variable calculated from the following variable: - q4_etr (Ego lives abroad) Stata program: gen pmigrant=1 if q4_etr==1 recode pmigrant .=0	
Value	Label	Cases	Percentage
0	No	11123	90.1%
1	Yes	1227	9.9%
<i>Warning: these figures indicate the number of cases found in the data file. They cannot be interpreted as summary statistics of the population of interest.</i>			

# pmig_country: Country of residence of the current migrants			
Information	[Type= discrete] [Format=numeric] [Range= 96000-99443] [Missing=*]		
Statistics [NW/ W]	[Valid=1208 /-] [Invalid=11142 /-]		
Universe	Members outside the household only (A4 = 2) If a10 in 1		
Notes	Variable calculated from the following variable: - a11 (In which country?) Stata program: gen pmig_country=a11		
Value	Label	Cases	Percentage
96000	FRANCE	399	33.0%
99103	NORWAY	1	0.1%
99104	SWEDEN	3	0.2%
99109	GERMANY	16	1.3%
99123	RUSSIA	1	0.1%
99126	GREECE	1	0.1%
99127	ITALY	262	21.7%
99131	BELGIUM	13	1.1%
99132	UNITED KINGDOM	4	0.3%
99134	SPAIN	131	10.8%
99139	PORTUGAL	15	1.2%
99140	SWITZERLAND	12	1.0%
99201	SAUDI ARABIA	17	1.4%
99205	LEBANON	3	0.2%
99208	TURKEY	1	0.1%
99216	CHINA	1	0.1%
99217	JAPAN	2	0.2%
99226	SINGAPORE	1	0.1%
99227	MALAYSIA	1	0.1%
99240	KUWAIT	1	0.1%
99302	LIBERIA	1	0.1%
99303	SOUTH AFRICA	4	0.3%
99304	GAMBIA	16	1.3%
99314	EQUATORIAL GUINEA	2	0.2%
99316	LIBYA	2	0.2%
99322	CAMEROON	7	0.6%
99324	CONGO	5	0.4%
99326	COTE DIVOIRE	24	2.0%
99327	BENIN	1	0.1%
99328	GABON	26	2.2%
99330	GUINEA	25	2.1%
99331	BURKINA FASO	4	0.3%
99335	MALI	14	1.2%
99336	MAURITANIA	37	3.1%
99337	NIGER	1	0.1%
99340	RWANDA	1	0.1%
99342	SIERRA LEONE	1	0.1%

# pmig_country: Country of residence of the current migrants			
Value	Label	Cases	Percentage
99345	TOGO	2	0.2%
99350	MOROCCO	7	0.6%
99351	TUNISIA	3	0.2%
99392	GUINEA BISSAU	3	0.2%
99393	MOZAMBIQUE	1	0.1%
99395	ANGOLA	4	0.3%
99396	CAPE VERDE	2	0.2%
99401	CANADA	11	0.9%
99404	UNITED STATES	108	8.9%
99426	JAMAICA	1	0.1%
99430	GREENLAND	9	0.7%
99443	ALASKA	1	0.1%
Sysmiss		11142	

Warning: these figures indicate the number of cases found in the data file. They cannot be interpreted as summary statistics of the population of interest.

# pmig_region: Residence region of the current migrants	
Information	[Type= discrete] [Format=numeric] [Range= 1-3] [Missing=*]
Statistics [NW/ W]	[Valid=1208 /-] [Invalid=11142 /-]
Universe	Members outside the household only (A4 = 2) If a10 in 1
Notes	Variable calculated from the following variables: - a11 (In which country?) - pmigrant (Current migrants: individuals outside HH living abroad) Stata program: tostring a11, gen(regi) gen str3 region = substr(regi,1,3) gen pmig_region = 1 if region == "993" /* africa */ replace pmig_region = 2 if region=="991" region == "960" /* europe */ replace pmig_region = 3 if !inlist(region,"991","993","960") /* other */ replace pmig_region=. if pmigrant==0 replace pmig_region=7777 if a11==7777 replace pmig_region=8888 if a11==8888 replace pmig_region=9999 if a11==9999 drop region regi

Value	Label	Cases	Percentage
1	Africa	193	16.0%
2	Europe	858	71.0%
3	Other	157	13.0%
Sysmiss		11142	

Warning: these figures indicate the number of cases found in the data file. They cannot be interpreted as summary statistics of the population of interest.

# preturn: Return migrants	
Information	[Type= discrete] [Format=numeric] [Range= 0-2147483624] [Missing=*]
Statistics [NW/ W]	[Valid=12350 /-] [Invalid=0 /-]
Definition	Members of the HH who have lived at least one year abroad
Notes	Variable calculated from the following variables: - q4_return (Ego returned from a migration) - a4 (Living in the HH) Stata program: gen preturn=1 if q4_return==1 & a4==1

# preturn: Return migrants			
		recode preturn . =0	
Value	Label	Cases	Percentage
0	No	12061	97.7%
1	Yes	289	2.3%
<i>Warning: these figures indicate the number of cases found in the data file. They cannot be interpreted as summary statistics of the population of interest.</i>			
# pretout: Current return migrants who are in Senegal during the survey			
Information		[Type= discrete] [Format=numeric] [Range= 0-2147483624] [Missing=*]	
Statistics [NW/ W]		[Valid=12350 /-] [Invalid=0 /-]	
Notes		Variable calculated from the following variables: - q4_return (Ego returned from a migration) - q4_etr (Ego lives abroad) - a4 (Living in the HH) Stata program: gen pretout=1 if q4_return==1 & q4_etr==0 & a4==0 recode pretout . =0	
Value	Label	Cases	Percentage
0	No	12323	99.8%
1	Yes	27	0.2%
<i>Warning: these figures indicate the number of cases found in the data file. They cannot be interpreted as summary statistics of the population of interest.</i>			
# peverreturn: Actual migrants who have already come back to Senegal			
Information		[Type= discrete] [Format=numeric] [Range= 0-2147483624] [Missing=*]	
Statistics [NW/ W]		[Valid=12350 /-] [Invalid=0 /-]	
Notes		Variable calculated from the following variables: - q4_return (Ego returned from a migration) - q4_etr (Ego lives abroad) Stata program: gen peverreturn=1 if q4_return==1 & q4_etr==1 recode peverreturn . =0	
Value	Label	Cases	Percentage
0	No	12204	98.8%
1	Yes	146	1.2%
<i>Warning: these figures indicate the number of cases found in the data file. They cannot be interpreted as summary statistics of the population of interest.</i>			
# pimmig: Individuals who have immigrated to Senegal			
Information		[Type= discrete] [Format=numeric] [Range= 0-2147483624] [Missing=*]	
Statistics [NW/ W]		[Valid=12350 /-] [Invalid=0 /-]	
Definition		Individuals who were born abroad but came to settle in Senegal (whatever their nationalities)	
Notes		Variable calculated from the following variables: - q4_etr (Ego lives abroad) - a14pays (Country of birth) - a14imm_an Stata program: gen pimmig=1 if (!inlist(a14pays,7777,8888,9999,survey_country_code) & /// !inlist(a14imm_an,7777,8888,9999,0..)) (inlist(a14imm_an,7777,8888,9999) & q4_etr==0) recode pimmig . =0 replace pimmig=7777 if a14imm_an==7777 & pimmig==0 replace pimmig=8888 if a14imm_an==8888 & pimmig==0 replace pimmig=9999 if a14imm_an==9999 & pimmig==0	

pimmig: Individuals who have immigrated to Senegal

Value	Label	Cases	Percentage
0	No	12350	100.0%

Warning: these figures indicate the number of cases found in the data file. They cannot be interpreted as summary statistics of the population of interest.

# hmember: Number of persons living in the HH (excluding the persons declared as living outside the HH)			
Information	[Type= continuous] [Format=numeric] [Range= 1-44] [Missing=*]		
Statistics [NW/ W]	[Valid=12042 /-] [Invalid=308 /-] [Mean=11.142 /-] [StdDev=6.47 /-]		
Notes	<p>Variable calculated from the following variables:</p> <ul style="list-style-type: none"> - n_menage (Household number) - n_indiv (Individual number in the HH) - a4 (Living in the HH) <p>Stata program:</p> <pre>gen temp=1 if a4==1 replace temp=0 if a4==0 sort n_menage n_indiv gen temp_2=temp if n_menage!=n_menage[_n-1] replace temp_2=temp_2[_n-1]+temp if temp_2==. sort n_menage n_indiv egen hmember=max(temp_2), by(n_menage) drop temp temp_2</pre>		
# hnucleus: Number of nucleus in the HH			
Information	[Type= continuous] [Format=numeric] [Range= 0-21] [Missing=*]		
Statistics [NW/ W]	[Valid=12350 /-] [Invalid=0 /-] [Mean=1.852 /-] [StdDev=1.854 /-]		
# childhh: Children of the HH head living in the HH			
Information	[Type= discrete] [Format=numeric] [Range= 0-2147483624] [Missing=*]		
Statistics [NW/ W]	[Valid=12350 /-] [Invalid=0 /-]		
Notes	<p>Variable calculated from the following variables:</p> <ul style="list-style-type: none"> - a3 (Relation with the HH head) - a4 (Living in the HH) <p>Stata program:</p> <pre>gen childHH=0 replace childHH=1 if (inlist(a3_1,4,16) & a4==1) (inlist(a3_2,4,16) & /// a4==1)</pre>		
Value	Label	Cases	Percentage
0	No	8448	68.4%
1	Yes	3902	31.6%
<i>Warning: these figures indicate the number of cases found in the data file. They cannot be interpreted as summary statistics of the population of interest.</i>			
# hchildin: Number of children of the HH head living in the HH			
Information	[Type= continuous] [Format=numeric] [Range= 0-17] [Missing=*]		
Statistics [NW/ W]	[Valid=12350 /-] [Invalid=0 /-] [Mean=4.307 /-] [StdDev=3.089 /-]		
Notes	<p>Variable calculated from the following variables:</p> <ul style="list-style-type: none"> - n_menage (Household number) - childhh (Children of the HH head living in the HH) <p>Stata program:</p> <pre>sort n_menage egen hchildin=sum(childHH), by(n_menage)</pre>		
# childage: Age class of the HH head children living in the HH			
Information	[Type= discrete] [Format=numeric] [Range= 1-2147483624] [Missing=*]		
Statistics [NW/ W]	[Valid=3873 /-] [Invalid=8477 /-]		
Notes	<p>Variable calculated from the following variables:</p> <ul style="list-style-type: none"> - q3age (Age) - childhh (Children of the HH head living in the HH) <p>Stata program:</p> <pre>gen childage=. replace childage=1 if childHH==1 & q3age<5</pre>		

# childage: Age class of the HH head children living in the HH			
		replace childage=2 if childHH==1 & q3age>=5 & q3age<12 replace childage=3 if childHH==1 & q3age>=12 & /// !inlist(q3age,7777,8888,9999,.)	
Value	Label	Cases	Percentage
1	From 0 to 4 years old	446	11.5%
2	From 5 to 11 years old	674	17.4%
3	12 years old and more	2753	71.1%
Sysmiss		8477	
<i>Warning: these figures indicate the number of cases found in the data file. They cannot be interpreted as summary statistics of the population of interest.</i>			
# hchild04: Number of children from 0 to 4 years old living in the HH			
Information	[Type= continuous] [Format=numeric] [Range= 0-5] [Missing=*]		
Statistics [NW/ W]	[Valid=12350 /-] [Invalid=0 /-] [Mean=0.384 /-] [StdDev=0.736 /-]		
Notes	Variable calculated from the following variables: - n_menage (Household number) - childage (Age class of the HH head children living in the HH) Stata program: tab childage, gen(childage_dum) egen hchild04=sum(childage_dum1), by(n_menage) drop childage_dum1		
# hchild511: Number of children from 5 to 12 years old living in the HH			
Information	[Type= continuous] [Format=numeric] [Range= 0-7] [Missing=*]		
Statistics [NW/ W]	[Valid=12350 /-] [Invalid=0 /-] [Mean=0.679 /-] [StdDev=1.109 /-]		
Notes	Variable calculated from the following variables: - n_menage (Household number) - childage (Age class of the HH head children living in the HH) Stata program: tab childage, gen(childage_dum) egen hchild511=sum(childage_dum2), by(n_menage) drop childage_dum2		
# hchild12: Number of children from 12 years old & plus living in the HH			
Information	[Type= continuous] [Format=numeric] [Range= 0-16] [Missing=*]		
Statistics [NW/ W]	[Valid=12350 /-] [Invalid=0 /-] [Mean=3.207 /-] [StdDev=2.798 /-]		
Notes	Variable calculated from the following variables: - n_menage (Household number) - childage (Age class of the HH head children living in the HH) Stata program: tab childage, gen(childage_dum) egen hchild12=sum(childage_dum3), by(n_menage) drop childage_dum3		
# childouthh: Children of the HH head living outside the HH			
Information	[Type= discrete] [Format=numeric] [Range= 0-2147483624] [Missing=*]		
Statistics [NW/ W]	[Valid=12350 /-] [Invalid=0 /-]		
Notes	Variable calculated from the following variables: - a3 (Relation with the HH head) - a4 (Living in the HH) Stata program: gen childouthh=0 replace childouthh=1 if (inlist(a3_1,4,16) & a4==0) (inlist(a3_2,4,16) /// & a4==0)		

# childouthh: Children of the HH head living outside the HH			
Value	Label	Cases	Percentage
0	No	10703	86.7%
1	Yes	1647	13.3%
<i>Warning: these figures indicate the number of cases found in the data file. They cannot be interpreted as summary statistics of the population of interest.</i>			
# hchildout: Number of children of the HH head living outside the HH			
Information	[Type= continuous] [Format=numeric] [Range= 0-19] [Missing=*]		
Statistics [NW/ W]	[Valid=12350 /-] [Invalid=0 /-] [Mean=1.866 /-] [StdDev=2.506 /-]		
Notes	Variable calculated from the following variables: - n_menage (Household number) - childouthh (Children of the HH head living outside the HH) Stata program: sort n_menage egen hchildout=sum(childouthh), by(n_menage)		
# migchild: Children of the HH head living abroad			
Information	[Type= discrete] [Format=numeric] [Range= 0-2147483624] [Missing=*]		
Statistics [NW/ W]	[Valid=12350 /-] [Invalid=0 /-]		
Notes	Variable calculated from the following variables: - a3 (Relation with the HH head) - a10 (Is Ego currently living abroad?) Stata program: gen migchild=0 replace migchild=1 if (inlist(a3_1,4,16) & a10==1) (inlist(a3_2,4,16) & /// a10==1)		
Value	Label	Cases	Percentage
0	No	11886	96.2%
1	Yes	464	3.8%
<i>Warning: these figures indicate the number of cases found in the data file. They cannot be interpreted as summary statistics of the population of interest.</i>			
# hmigchild: Number of children of HH head living abroad			
Information	[Type= continuous] [Format=numeric] [Range= 0-11] [Missing=*]		
Statistics [NW/ W]	[Valid=12350 /-] [Invalid=0 /-] [Mean=0.527 /-] [StdDev=1.094 /-]		
Notes	Variable calculated from the following variables: - n_menage (Household number) - migchild (Children of the HH head living abroad) Stata program: sort n_menage egen hmigchild=sum(migchild), by(n_menage)		
# migs: Son of the HH head living abroad			
Information	[Type= discrete] [Format=numeric] [Range= 0-2147483624] [Missing=*]		
Statistics [NW/ W]	[Valid=12350 /-] [Invalid=0 /-]		
Notes	Variable calculated from the following variables: - a1 (Sex) - a3 (Relation with the HH head) - a10 (Is Ego currently living abroad?) Stata program: gen migs=0 replace migs=1 if (a1==1 & inlist(a3_1,4,16) & a10==1) (a1==1 & /// inlist(a3_2,4,16) & a10==1)		
Value	Label	Cases	Percentage
0	No	12074	97.8%

# migs: Son of the HH head living abroad			
Value	Label	Cases	Percentage
1	Yes	276	2.2%
<i>Warning: these figures indicate the number of cases found in the data file. They cannot be interpreted as summary statistics of the population of interest.</i>			
# hmigsons: Number of sons of the HH head living abroad			
Information	[Type= continuous] [Format=numeric] [Range= 0-5] [Missing=*]		
Statistics [NW/ W]	[Valid=12350 /-] [Invalid=0 /-] [Mean=0.319 /-] [StdDev=0.685 /-]		
Notes	Variable calculated from the following variables: - n_menage (Household number) - migs (Son of the HH head living abroad) Stata program: sort n_menage egen hmigsons=sum(migs), by(n_menage)		
# migd: Daughter of the HH head living abroad			
Information	[Type= discrete] [Format=numeric] [Range= 0-2147483624] [Missing=*]		
Statistics [NW/ W]	[Valid=12350 /-] [Invalid=0 /-]		
Notes	Variable calculated from the following variables: - a1 (Sex) - a3 (Relation with the HH head) - a10 (Is Ego currently living abroad?) Stata program: gen migd=0 replace migd=1 if (a1==2 & inlist(a3_1,4,16) & a10==1) (a1==2 & /// inlist(a3_2,4,16) & a10==1)		
Value	Label	Cases	Percentage
0	No	12162	98.5%
1	Yes	188	1.5%
<i>Warning: these figures indicate the number of cases found in the data file. They cannot be interpreted as summary statistics of the population of interest.</i>			
# hmigdaughters: Number of daughters of the HH head living abroad			
Information	[Type= continuous] [Format=numeric] [Range= 0-6] [Missing=*]		
Statistics [NW/ W]	[Valid=12350 /-] [Invalid=0 /-] [Mean=0.208 /-] [StdDev=0.625 /-]		
Notes	Variable calculated from the following variables: - n_menage (Household number) - migd (Daughter of the HH head living abroad) Stata program: sort n_menage egen hmigdaughters = sum(migd), by(n_menage)		
# out_spouse: Partner of the HH head living outside the HH			
Information	[Type= discrete] [Format=numeric] [Range= 0-2147483624] [Missing=*]		
Statistics [NW/ W]	[Valid=12350 /-] [Invalid=0 /-]		
Notes	Variable calculated from the following variables: - a3 (Relation with the HH head) - a4 (Living in the HH) Stata program: gen out_spouse=0 replace out_spouse=1 if (inlist(a3_1,2,3) & a4==0) (inlist(a3_2,2,3) & /// a4==0)		
Value	Label	Cases	Percentage
0	No	12263	99.3%
1	Yes	87	0.7%

# out_spouse: Partner of the HH head living outside the HH			
<i>Warning: these figures indicate the number of cases found in the data file. They cannot be interpreted as summary statistics of the population of interest.</i>			
# hspout: Number of partners of the HH head living outside the HH, whatever the country of residence			
Information	[Type= continuous] [Format=numeric] [Range= 0-2] [Missing=*]		
Statistics [NW/ W]	[Valid=12350 /-] [Invalid=0 /-] [Mean=0.0691 /-] [StdDev=0.271 /-]		
Notes	Variable calculated from the following variables: - n_menage (Household number) - out_spouse (Partner of the HH head living outside the HH) Stata program: sort n_menage egen hspout=sum(out_spouse), by(n_menage)		
# migspouse: Partner of the HH head living abroad			
Information	[Type= discrete] [Format=numeric] [Range= 0-2147483624] [Missing=*]		
Statistics [NW/ W]	[Valid=12350 /-] [Invalid=0 /-]		
Notes	Variable calculated from the following variables: - a3 (Relation with the HH head) - a10 (Is Ego currently living abroad?) Stata program: gen migspouse=0 replace migspouse=1 if (inlist(a3_1,2,3) & a10==1) (inlist(a3_2,2,3) & /// a10==1)		
Value	Label	Cases	Percentage
0	No	12278	99.4%
1	Yes	72	0.6%
<i>Warning: these figures indicate the number of cases found in the data file. They cannot be interpreted as summary statistics of the population of interest.</i>			
# hmigspcm: Number of partners of the HH head living abroad			
Information	[Type= continuous] [Format=numeric] [Range= 0-2] [Missing=*]		
Statistics [NW/ W]	[Valid=12350 /-] [Invalid=0 /-] [Mean=0.0556 /-] [StdDev=0.24 /-]		
Notes	Variable calculated from the following variables: - n_menage (Household number) - migspouse (Partner of the HH head living abroad) Stata program: sort n_menage egen hmigspcm=sum(migspouse), by(n_menage)		
# migsp_any: Partner of someone in the HH living abroad			
Information	[Type= discrete] [Format=numeric] [Range= 0-2147483624] [Missing=*]		
Statistics [NW/ W]	[Valid=12350 /-] [Invalid=0 /-]		
Notes	Variable calculated from the following variable: - a8b (Is he/she the partner of someone living in the HH?) Stata program: gen migsp_any=0 replace migsp_any=1 if a8b==1		
Value	Label	Cases	Percentage
0	No	12206	98.8%
1	Yes	144	1.2%
<i>Warning: these figures indicate the number of cases found in the data file. They cannot be interpreted as summary statistics of the population of interest.</i>			
# hmigspot: Total number of partners living abroad			
Information	[Type= continuous] [Format=numeric] [Range= 0-4] [Missing=*]		

# hmigsptot: Total number of partners living abroad	
Statistics [NW/ W]	[Valid=12350 /-] [Invalid=0 /-] [Mean=0.156 /-] [StdDev=0.454 /-]
Definition	Partners of the HH head or of the other members of the HH living abroad
Notes	Variable calculated from the following variables: - n_menage (Household number) - migsp_any (Partner of someone in the HH living abroad) Stata program: sort n_menage egen hmigsptot=sum(migsp_any), by(n_menage)
# hmigother: Number of persons living abroad and keeping regular contacts	
Information	[Type= continuous] [Format=numeric] [Range= 0-8] [Missing=*]
Statistics [NW/ W]	[Valid=12350 /-] [Invalid=0 /-] [Mean=0.612 /-] [StdDev=1.143 /-]
Definition	Total number of persons living abroad and keeping regular contacts with the HH during the 12 months before the survey (excluding of the other migrants category - partners, children)
Notes	Variable calculated from the following variables: - hmigchild (Number of children of HH head living outside abroad) - hmigsptot (Total number of partners living abroad) - hmigtot (Total number of persons living outside Senegal, whatever the country of residence) Stata program: gen hmigother=hmigtot-hmigchild-hmigsptot
# hmigtot: Total number of persons living outside Senegal, whatever the country of residence	
Information	[Type= continuous] [Format=numeric] [Range= 0-11] [Missing=*]
Statistics [NW/ W]	[Valid=12350 /-] [Invalid=0 /-] [Mean=1.295 /-] [StdDev=1.547 /-]
Definition	(hmigother + hmigsptot + hmigchild)
Notes	Variable calculated from the following variables: - n_menage (Household number) - pmigrant (Current migrants: individuals outside HH living outside Senegal) Stata program: sort n_menage egen hmigtot=sum(pmigrant), by(n_menage)
# hmigafr: Number of HH persons living in Africa, excluding Senegal	
Information	[Type= continuous] [Format=numeric] [Range= 0-5] [Missing=*]
Statistics [NW/ W]	[Valid=12350 /-] [Invalid=0 /-] [Mean=0.207 /-] [StdDev=0.572 /-]
Notes	Variable calculated from the following variables: - n_menage (Household number) - pmig_region (Residence region of the current migrants) Stata program: sort n_menage tab pmig_region, gen(migreg) egen hmigafr=sum(migreg1), by(n_menage) drop migreg1
# hmigeur: Number of HH persons living in Europe	
Information	[Type= continuous] [Format=numeric] [Range= 0-8] [Missing=*]
Statistics [NW/ W]	[Valid=12350 /-] [Invalid=0 /-] [Mean=0.908 /-] [StdDev=1.264 /-]
Notes	Variable calculated from the following variables: - n_menage (Household number) - pmig_region (Residence region of the current migrants) Stata program: sort n_menage

# hmigeur: Number of HH persons living in Europe			
	tab pmig_region, gen(migreg) egen hmigeur=sum(migreg2), by(n_menage) drop migreg2		
# hmigrete: Number of HH persons living outside Senegal, neither Africa, nor Europe			
Information	[Type= continuous] [Format=numeric] [Range= 0-5] [Missing=*]		
Statistics [NW/ W]	[Valid=12350 /-] [Invalid=0 /-] [Mean=0.156 /-] [StdDev=0.517 /-]		
Notes	Variable calculated from the following variables: - n_menage (Household number) - pmig_region (Residence region of the current migrants) Stata program: sort n_menage tab pmig_region, gen(migreg) egen hmigrete=sum(migreg3), by(n_menage) drop migreg3		
# hmigret: Number of migrants back in the HH			
Information	[Type= continuous] [Format=numeric] [Range= 0-8] [Missing=*]		
Statistics [NW/ W]	[Valid=12350 /-] [Invalid=0 /-] [Mean=0.31 /-] [StdDev=0.77 /-]		
Definition	Individuals which have lived abroad for at least one year		
Notes	Variable calculated from the following variables: - n_menage (Household number) - preturn (Return migrants) Stata program: sort n_menage egen hmigret=sum(preturn), by(n_menage)		
# hreturn: HH with return migrants			
Information	[Type= discrete] [Format=numeric] [Range= 0-2147483624] [Missing=*]		
Statistics [NW/ W]	[Valid=12350 /-] [Invalid=0 /-]		
Notes	Variable calculated from the following variable: - hmigret (Number of migrants back in the HH) Stata program: gen hreturn=0 replace hreturn=1 if hmigret>0 & !inlist(hmigret,7777,8888,9999,.)		
Value	Label	Cases	Percentage
0	No	9759	79.0%
1	Yes	2591	21.0%
<i>Warning: these figures indicate the number of cases found in the data file. They cannot be interpreted as summary statistics of the population of interest.</i>			
# hmigrant: HH with actual migrants			
Information	[Type= discrete] [Format=numeric] [Range= 0-2147483624] [Missing=*]		
Statistics [NW/ W]	[Valid=12350 /-] [Invalid=0 /-]		
Notes	Variable calculated from the following variable: - hmigtot (Total number of persons living outside Senegal, whatever the country of residence) Stata program: gen hmigrant=0 replace hmigrant=1 if hmigtot>0 & !inlist(hmigtot,7777,8888,9999,.)		
Value	Label	Cases	Percentage
0	No	4775	38.7%
1	Yes	7575	61.3%

# hmigrant: HH with actual migrants			
<i>Warning: these figures indicate the number of cases found in the data file. They cannot be interpreted as summary statistics of the population of interest.</i>			
# hnonmig: HH which have never had migrants			
Information	[Type= discrete] [Format=numeric] [Range= 0-2147483624] [Missing=*]		
Statistics [NW/ W]	[Valid=12350 /-] [Invalid=0 /-]		
Notes	Variable calculated from the following variables: - hmidtot (Total number of persons living outside Senegal, whatever the country of residence) - hmigret (Number of migrants back in the HH) Stata program: gen hnonmig=0 replace hnonmig=1 if hmidtot==0 & hmigret==0		
Value	Label	Cases	Percentage
0	No	8299	67.2%
1	Yes	4051	32.8%
<i>Warning: these figures indicate the number of cases found in the data file. They cannot be interpreted as summary statistics of the population of interest.</i>			
# worker: Individual with a professional activity			
Information	[Type= discrete] [Format=numeric] [Range= 0-2147483624] [Missing=*]		
Statistics [NW/ W]	[Valid=12350 /-] [Invalid=0 /-]		
Notes	Variable calculated from the following variable: - a19 (Current occupation) Stata program: gen worker=0 replace worker=1 if a19==1		
Value	Label	Cases	Percentage
0	No	9178	74.3%
1	Yes	3172	25.7%
<i>Warning: these figures indicate the number of cases found in the data file. They cannot be interpreted as summary statistics of the population of interest.</i>			
# hworkers: Number of persons living in the HH with a professional activity			
Information	[Type= continuous] [Format=numeric] [Range= 0-13] [Missing=*]		
Statistics [NW/ W]	[Valid=12350 /-] [Invalid=0 /-] [Mean=3.493 /-] [StdDev=2.468 /-]		
Notes	Variable calculated from the following variables: - n_menage (Household number) - worker (Individual with a professional activity) Stata program: sort n_menage egen hworkers=sum(worker), by(n_menage)		
# isco: ISCO codification			
Information	[Type= continuous] [Format=numeric] [Range= 110-9629] [Missing=*]		
Statistics [NW/ W]	[Valid=4036 /-] [Invalid=8314 /-]		
Definition	International Standard Classification of Occupations		
Notes	Variable calculated from the following variables: - a20b (Profession codification) - jobid		
# isei: ISEI codification			
Information	[Type= continuous] [Format=numeric] [Range= 15-89] [Missing=*]		
Statistics [NW/ W]	[Valid=4000 /-] [Invalid=8350 /-]		

# isei: ISEI codification	
Definition	International Socio-Economic Index of Occupational Status
Notes	Variable calculated from the following variable: - isco (ISCO codification)
# weight_hhd: Normalized weight by HH	
Information	[Type= continuous] [Format=numeric] [Range= 0.0910938605666161-4.02447366714478] [Missing=*]
Statistics [NW/ W]	[Valid=12350 /-] [Invalid=0 /-]
Definition	Represents normalized weights to be used in the analyses related to the household data, whatever the file used.

File : sn_qb_general

ident: Biographic individual identifier

Information	[Type= discrete] [Format=character] [Missing=*]
Statistics [NW/ W]	[Valid=1668 /-] [Invalid=0 /-]
Definition	Individual identifiant = 1st letter of country + n° of questionnaire compost

id_country: Country of the survey

Information	[Type= discrete] [Format=character] [Missing=*]
Statistics [NW/ W]	[Valid=1668 /-] [Invalid=0 /-]
Definition	Country where the data was collected: - Es = Spain - Fr = France - It = Italy - Sn = Senegal

Value	Label	Cases	Percentage
Es		200	12.0%
Fr		201	12.1%
It		205	12.3%
Sn		1062	63.7%

Warning: these figures indicate the number of cases found in the data file. They cannot be interpreted as summary statistics of the population of interest.

n_menage: ID of the HH

Information	[Type= continuous] [Format=numeric] [Range= 3-1319] [Missing=*]
Statistics [NW/ W]	[Valid=1065 /-] [Invalid=603 /-]
Definition	Household ID Only available for Africa

n_indiv: ID of the individual in the HH

Information	[Type= continuous] [Format=numeric] [Range= 0-36] [Missing=*]
Statistics [NW/ W]	[Valid=1065 /-] [Invalid=603 /-]
Definition	ID of each individual within her/his household Only available for Africa

num_dr: Constructed ID of the PSU

Information	[Type= discrete] [Format=character] [Missing=*]
Statistics [NW/ W]	[Valid=1065 /-] [Invalid=0 /-]
Definition	Survey area ID Only available for Africa

Value	Label	Cases	Percentage
01		7	0.7%
02		18	1.7%
03		19	1.8%
04		16	1.5%
05		18	1.7%
06		18	1.7%
07		17	1.6%
08		19	1.8%
09		15	1.4%
10		25	2.3%

File : sn_qb_general

num_dr: Constructed ID of the PSU

Value	Label	Cases	Percentage
11		16	1.5%
12		18	1.7%
13		27	2.5%
14		19	1.8%
15		11	1.0%
16		11	1.0%
17		17	1.6%
18		20	1.9%
19		16	1.5%
20		9	0.8%
21		21	2.0%
22		14	1.3%
23		19	1.8%
24		15	1.4%
25		20	1.9%
26		15	1.4%
27		14	1.3%
28		13	1.2%
29		15	1.4%
30		16	1.5%
31		25	2.3%
32		16	1.5%
33		18	1.7%
34		25	2.3%
35		23	2.2%
36		24	2.3%
37		23	2.2%
38		18	1.7%
39		13	1.2%
40		18	1.7%
41		27	2.5%
42		16	1.5%
43		21	2.0%
44		12	1.1%
45		20	1.9%
46		29	2.7%
47		16	1.5%
48		23	2.2%
49		14	1.3%
50		16	1.5%
51		18	1.7%
52		14	1.3%
53		16	1.5%

File : sn_qb_general

num_dr: Constructed ID of the PSU

Value	Label	Cases	Percentage
54		22	2.1%
55		14	1.3%
56		15	1.4%
57		13	1.2%
58		21	2.0%
59		21	2.0%
60		16	1.5%

Warning: these figures indicate the number of cases found in the data file. They cannot be interpreted as summary statistics of the population of interest.

strata_area: Strate of the CD defined by the population census

Information	[Type= discrete] [Format=numeric] [Range= 1-10] [Missing=*]
Statistics [NW/ W]	[Valid=1065 /-] [Invalid=603 /-]
Definition	Migration prevalence in each survey area, defined using the 2002 Census Only available for Africa

Value	Label	Cases	Percentage
1		100	9.4%
2		103	9.7%
3		103	9.7%
4		108	10.1%
5		104	9.8%
6		109	10.2%
7		116	10.9%
8		100	9.4%
9		126	11.8%
10		96	9.0%
Sysmiss		603	

Warning: these figures indicate the number of cases found in the data file. They cannot be interpreted as summary statistics of the population of interest.

strata_hh: HH with migrants

Information	[Type= discrete] [Format=numeric] [Range= 0-2] [Missing=*]
Statistics [NW/ W]	[Valid=1065 /-] [Invalid=603 /-]
Definition	Stratification by household migrant status according to the screening survey Only available for Africa

Value	Label	Cases	Percentage
0	Non migrant HH	701	65.8%
1	HH with returnee(s) or migrant(s) abroad	364	34.2%
Sysmiss		603	

Warning: these figures indicate the number of cases found in the data file. They cannot be interpreted as summary statistics of the population of interest.

strata_ind: Presence of migrant in the HH during the census

Information	[Type= discrete] [Format=numeric] [Range= 1-3] [Missing=*]
Statistics [NW/ W]	[Valid=1060 /-] [Invalid=608 /-]
Definition	3 strata according to the individuals' migratory status Only available for Africa

File : sn_qb_general

strata_ind: Presence of migrant in the HH during the census

Value	Label	Cases	Percentage
1	Return migrant	148	14.0%
2	Partner of a migrant	117	11.0%
3	Other non migrant	795	75.0%
Sysmiss		608	

Warning: these figures indicate the number of cases found in the data file. They cannot be interpreted as summary statistics of the population of interest.

source: Recruitment

Information [Type= discrete] [Format=numeric] [Range= 0-6] [Missing=*]

Statistics [NW/ W] [Valid=1668 /-] [Invalid=0 /-]

Value	Label	Cases	Percentage
0	Households in Africa	1110	66.5%
1	Snow balling	48	2.9%
2	Public space	297	17.8%
7	Padron	191	11.5%
9	Other	22	1.3%

Warning: these figures indicate the number of cases found in the data file. They cannot be interpreted as summary statistics of the population of interest.

regionenq: Region of the survey

Information [Type= discrete] [Format=numeric] [Range= 0-60] [Missing=*]

Statistics [NW/ W] [Valid=1668 /-] [Invalid=0 /-]

Value	Label	Cases	Percentage
0	Dakar	1062	63.7%
12	Ile-de-France	155	9.3%
21	Provence Alpes Cote d'Azur	27	1.6%
22	Rhone Alpes	19	1.1%
29	Campanie	33	2.0%
30	Emilie Romagne	51	3.1%
34	Lombardie	80	4.8%
41	Toscane	41	2.5%
44	Andalousie	19	1.1%
45	Aragon	8	0.5%
47	Iles Baleares	23	1.4%
48	Canaries	31	1.9%
52	Catalogne	70	4.2%
56	Communauté de Madrid	20	1.2%
57	Region de Murcie	8	0.5%
60	Communauté de Valence	21	1.3%

Warning: these figures indicate the number of cases found in the data file. They cannot be interpreted as summary statistics of the population of interest.

villearr: Town of the survey

Information [Type= discrete] [Format=character] [Missing=*/.]

Statistics [NW/ W] [Valid=1664 /-] [Invalid=4 /-]

Value	Label	Cases	Percentage
Aix En Provence		1	0.1%

File : sn_qb_general

villearr: Town of the survey

Value	Label	Cases	Percentage
Aix-En-Provence		2	0.1%
Alboraya		1	0.1%
Alcudia		2	0.1%
Aldaia		1	0.1%
Alicante/Alacant		4	0.2%
Almería		2	0.1%
Almer��A		2	0.1%
Altopascio (Lu)		1	0.1%
Alzira		1	0.1%
Antigua		3	0.2%
Arcueil		1	0.1%
Argenteuil		1	0.1%
Arpajon		2	0.1%
Arrecife		6	0.4%
AsnieRes		5	0.3%
Asnieres		7	0.4%
Aspe		1	0.1%
Athis-Mons		2	0.1%
Aubervilliers		1	0.1%
Bagno A Ripoli		1	0.1%
Barcelona		7	0.4%
Bargny		16	1.0%
Biscuiterie		43	2.6%
Biscuiterie (Niary Tally)		1	0.1%
Biscuiterie De Niary Tally		1	0.1%
Biscuiterie Niary Tally		1	0.1%
Biscuiterie(Bopp)		2	0.1%
Blanc-Mesnil		2	0.1%
Blanes		2	0.1%
Bois Colombe		1	0.1%
Bois Colombes		1	0.1%
Bovezzo		2	0.1%
Brescia		13	0.8%
Brunoy		1	0.1%
Cala Millor		1	0.1%
Calpe/Calp		1	0.1%
Calvia		1	0.1%
Cambrils		1	0.1%
Campi Bisenzio		2	0.1%
Campi Bisenzio (Firenze)		1	0.1%

File : sn_qb_general

villearr: Town of the survey

Value	Label	Cases	Percentage
Carboneras		1	0.1%
Caserta		5	0.3%
Castelvoturno		4	0.2%
Castor		3	0.2%
Castor Derkle		6	0.4%
Castor/Derkle		3	0.2%
Castors Dercle		1	0.1%
Castors Derkle		9	0.5%
Cervia		3	0.2%
Cesena		3	0.2%
Champigny		1	0.1%
Chatenay Malabry		1	0.1%
Chelly Mazarin		1	0.1%
ChennvieRe		1	0.1%
Chilly-Mazarin		2	0.1%
Cinisello Balsamo		1	0.1%
Cite Des Eaux		2	0.1%
Cite Des Eaux Hlm		1	0.1%
Clichy-Sous- Bois		1	0.1%
CognieRes		1	0.1%
Cogno Monzese (Milano)		1	0.1%
Colombes		2	0.1%
Concesio		1	0.1%
Corbeil- Essonnes		1	0.1%
Cornella De Llobregat		1	0.1%
Courbevoie		1	0.1%
Cullera		1	0.1%
Dakar		23	1.4%
Dalifor/Forail		2	0.1%
Dalifort		8	0.5%
Dalifort / Forail		1	0.1%
Dalifort/Forail		16	1.0%
Derkle		23	1.4%
Diamniadio		21	1.3%
Dieupeul/Derkle		1	0.1%
Elche/Elx		1	0.1%
Epinay-Sur- Seine		1	0.1%

File : sn_qb_general

villearr: Town of the survey

Value	Label	Cases	Percentage
Evry		1	0.1%
Evry Courcouronne		1	0.1%
Faenza		5	0.3%
Fass		16	1.0%
Fass Guelle Tape		2	0.1%
Fass Guelle Tapee		10	0.6%
Fass Guelletapee		1	0.1%
Fass Gulle Tapee		2	0.1%
Figueres		1	0.1%
Firenze		11	0.7%
Franqueses Del ValleS (Les)		1	0.1%
Gand Yoff		2	0.1%
Gandia		1	0.1%
Gennevilliers		4	0.2%
Gerona		1	0.1%
Getafe		1	0.1%
Girona		3	0.2%
Golf Sud		23	1.4%
Golg Sud		2	0.1%
Gounass		27	1.6%
Goussainville		1	0.1%
Grand Dakar		18	1.1%
Grand Yoff		24	1.4%
Grand-Yoff		8	0.5%
Grand-Yoff (Khar Yalla)		1	0.1%
Grang Yoff		1	0.1%
Granollers		8	0.5%
Grenoble		2	0.1%
Grigny		2	0.1%
Guardamar Del Segura		1	0.1%
Guelle Tape		1	0.1%
Guelle Tapee		3	0.2%
Guinaw Rail		11	0.7%
Guinaw Rail Nord		34	2.0%
Hlk		1	0.1%
Hlm		36	2.2%
Hlm6		2	0.1%
Hyeres		2	0.1%

File : sn_qb_general

villearr: Town of the survey

Value	Label	Cases	Percentage
Inca		4	0.2%
Ingenio		2	0.1%
Ivry		1	0.1%
Ivry-Sur-Seine		1	0.1%
Keur Massar		40	2.4%
Khar Yalla		1	0.1%
La Oliva		1	0.1%
Lanzarote		1	0.1%
Le Chesnay		1	0.1%
Le Perreux Sur Marne		1	0.1%
Lecco		5	0.3%
Les Mureaux		1	0.1%
Levallois		1	0.1%
Liberte		2	0.1%
Liberte 6		3	0.2%
Liberte 7		2	0.1%
Liberte Sicap		4	0.2%
Liberte Sicape		2	0.1%
Livorno		5	0.3%
Lleida		8	0.5%
Llucmajor		2	0.1%
Lucca		2	0.1%
Lumezzane		9	0.5%
Lyon		7	0.4%
Madrid		12	0.7%
Maison Lafitte		1	0.1%
Mante La Jolie		1	0.1%
Mantes-La-Jolie		1	0.1%
Marly Le Roy		1	0.1%
Marne La ValleE		1	0.1%
Marseille		20	1.2%
Massa Lombarda		1	0.1%
Massy		1	0.1%
Mataro		1	0.1%
MatarÃ³		8	0.5%
Mbao		13	0.8%
Medina		17	1.0%
Medina Gounass		26	1.6%
Melun		1	0.1%
Mermoz Sacre CÃ'Ur		21	1.3%
Mermoz Sacre SÃ'Ur		1	0.1%

File : sn_qb_general

villearr: Town of the survey

Value	Label	Cases	Percentage
Meulan		1	0.1%
Milano		34	2.0%
Mislata		1	0.1%
Mojonera (La)		1	0.1%
Mollerussa		2	0.1%
Montecarlo (Lu)		2	0.1%
Montevarchi		4	0.2%
Montreuil		3	0.2%
Montrouge		1	0.1%
Morsang-Sur-Orge		1	0.1%
Mostoles		4	0.2%
Mousdalifa Ii		1	0.1%
Murcia		7	0.4%
Nanterre		3	0.2%
Napoli		21	1.3%
Nave		1	0.1%
Ndiareme		14	0.8%
Niar		1	0.1%
Niary Taly		2	0.1%
Nice		1	0.1%
Non reponse		7	0.4%
Oliva (La)		1	0.1%
Olot		1	0.1%
Pajara		3	0.2%
Palma		1	0.1%
Palma De Mallorca		10	0.6%
Palmar		1	0.1%
Palmas De Gran Canaria (Las)		9	0.5%
Parcelle Assainies		4	0.2%
Parcelles Assai? Ies		1	0.1%
Parcelles Assainie		1	0.1%
Parcelles Assainies Unite 18		79	4.7%
Parcelles Assenies		1	0.1%
Paris		43	2.6%
Parla		2	0.1%
Patte 'Oie		1	0.1%

File : sn_qb_general

villearr: Town of the survey

Value	Label	Cases	Percentage
Patte D Oie		18	1.1%
Patte D'Oie		1	0.1%
Patte D'Oie Gm Medine		1	0.1%
Patte Doie		5	0.3%
Patte-D'Oie		1	0.1%
Perreux Sur Marne		1	0.1%
Pikine		7	0.4%
Pikine Est		11	0.7%
Pikine Naord		1	0.1%
Pikine Nor/Sud		1	0.1%
Pikine Nord		8	0.5%
Pikine Nord Sud		1	0.1%
Pikine Nord/Sud		2	0.1%
Pikine Ouest		49	2.9%
Pikine/Ouest		1	0.1%
Pikinie Ouest		1	0.1%
Pineda De Mar		1	0.1%
Pisa		4	0.2%
Pistoia		1	0.1%
Plateau		7	0.4%
Plessis Trevis		1	0.1%
Poggio Berni		1	0.1%
Poissy		2	0.1%
Pontault- Combault		1	0.1%
Pontoise		1	0.1%
Prato		3	0.2%
Provins		1	0.1%
Puerto Del Rosario		2	0.1%
Ravenna		20	1.2%
Reus		1	0.1%
Rho		3	0.2%
Rho (Milano)		6	0.4%
Rimini		11	0.7%
Romainville		1	0.1%
Roquetas De Mar		11	0.7%
RubĀ		6	0.4%
Rufisque		35	2.1%
Rufisque Arfat		1	0.1%
Rufisque Dangou		1	0.1%

File : sn_qb_general

villearr: Town of the survey

Value	Label	Cases	Percentage
Rufisque Est		36	2.2%
Rufisque Nord		38	2.3%
Rufisque- Est		1	0.1%
Rufisque-Est		2	0.1%
Rufisque/Arafat 2		1	0.1%
Rufisque/Arafat 3		1	0.1%
Rufisque/ Santhiaba Diombene		1	0.1%
Russi		1	0.1%
S.Croce Sull'Arno		1	0.1%
S.Maria (Pisa)		1	0.1%
Sa Pobla		1	0.1%
Saint Etienne		1	0.1%
Saint Gratien		1	0.1%
Saint Ouen		2	0.1%
Saint-Cloud		1	0.1%
Saint-Denis		3	0.2%
Saint-Etienne		3	0.2%
Salou		7	0.4%
Salt		1	0.1%
Sam Notadire		1	0.1%
Sam Notaire		12	0.7%
San Giovanni Valdarno		1	0.1%
Sandika		1	0.1%
Sant Josep De Sa Talaia		1	0.1%
Santa Cristina D'Aro		1	0.1%
Santa LucAA De Tirajana		3	0.2%
Santa Maria De Palautordera		1	0.1%
Santa Pola		1	0.1%
Santarcangelo		3	0.2%
Sarcelle		1	0.1%
Sarcelles		3	0.2%
Sarezzo		2	0.1%
Savignano		1	0.1%
Savigny Sur Orge		3	0.2%
Savigny-Sur- Orge		4	0.2%

File : sn_qb_general

villearr: Town of the survey

Value	Label	Cases	Percentage
Sicap Liberte		2	0.1%
St Chamond		1	0.1%
St Denis		1	0.1%
St Etienne		6	0.4%
Survilliers Fosse		1	0.1%
Taverny		1	0.1%
Teguisse		1	0.1%
Terrassa		3	0.2%
Thiardey Guedj		1	0.1%
Thiaroye		3	0.2%
Thiaroye /Mer		3	0.2%
Thiaroye Gare		30	1.8%
Thiaroye Sur Mer		2	0.1%
Thiaroye/Mer		15	0.9%
Tias		1	0.1%
Torcy		1	0.1%
TorrejÃ³N De Ardoz		1	0.1%
Toulon		1	0.1%
Tournan		1	0.1%
Trappes		2	0.1%
Valencia		6	0.4%
Vicar		2	0.1%
Vicchio		1	0.1%
Vigneux Sur Seine		1	0.1%
Vilaseca		2	0.1%
Villa Carcina		2	0.1%
Villa Verucchio		2	0.1%
Villejuif		1	0.1%
Villeneuve Saint George		1	0.1%
Vitry		1	0.1%
Vitry Sur Seine		2	0.1%
Wakhinane Nim Zatt		13	0.8%
Wakhinane Nimzatt		3	0.2%
Yerres		1	0.1%
Yeubeul Nord		1	0.1%
Yeumbeul		3	0.2%
Yeumbeul Nord		24	1.4%
Yeumbeul Studio		1	0.1%
Yeumbeul Sud		41	2.5%

File : sn_qb_general

villearr: Town of the survey

Value	Label	Cases	Percentage
Yeumbeul/Sud		2	0.1%
Yoff		20	1.2%
Zaragoza		8	0.5%
.		4	

Warning: these figures indicate the number of cases found in the data file. They cannot be interpreted as summary statistics of the population of interest.

nomenq: ID of the interviewer

Information	[Type= discrete] [Format=numeric] [Range= 2-55] [Missing=*]
Statistics [NW/ W]	[Valid=1668 /-] [Invalid=0 /-]
Source	Interviewer
Literal question	Interviewer's name:

Value	Label	Cases	Percentage
2		61	3.7%
3		53	3.2%
4		71	4.3%
5		60	3.6%
6		54	3.2%
8		21	1.3%
9		50	3.0%
10		51	3.1%
11		49	2.9%
12		56	3.4%
13		12	0.7%
14		54	3.2%
15		51	3.1%
16		34	2.0%
17		51	3.1%
18		3	0.2%
19		40	2.4%
20		65	3.9%
21		33	2.0%
22		69	4.1%
23		73	4.4%
24		63	3.8%
25		34	2.0%
26		22	1.3%
27		29	1.7%
28		19	1.1%
29		13	0.8%
30		25	1.5%
31		13	0.8%
32		15	0.9%
33		20	1.2%

File : sn_qb_general

nomenq: ID of the interviewer

Value	Label	Cases	Percentage
34		17	1.0%
35		3	0.2%
36		34	2.0%
37		23	1.4%
38		27	1.6%
39		17	1.0%
40		21	1.3%
41		1	0.1%
42		21	1.3%
43		16	1.0%
44		30	1.8%
45		20	1.2%
46		30	1.8%
47		17	1.0%
48		16	1.0%
49		18	1.1%
50		21	1.3%
51		20	1.2%
52		16	1.0%
53		15	0.9%
55		21	1.3%

Warning: these figures indicate the number of cases found in the data file. They cannot be interpreted as summary statistics of the population of interest.

date_entr: Date of the interview

Information	[Type= discrete] [Format=character] [Missing=*]
Statistics [NW/ W]	[Valid=1668 /-]
Source	Interviewer
Literal question	Date:

Value	Label	Cases	Percentage
2000-04-06		1	0.1%
2005-05-25		1	0.1%
2008-01-06		1	0.1%
2008-02-01		1	0.1%
2008-02-06		1	0.1%
2008-02-07		1	0.1%
2008-02-14		1	0.1%
2008-03-01		1	0.1%
2008-03-03		2	0.1%
2008-03-04		1	0.1%
2008-03-07		1	0.1%
2008-03-13		2	0.1%
2008-03-14		1	0.1%
2008-03-19		2	0.1%

File : sn_qb_general

date_entr: Date of the interview

Value	Label	Cases	Percentage
2008-03-20		5	0.3%
2008-03-22		1	0.1%
2008-03-23		2	0.1%
2008-03-24		6	0.4%
2008-03-25		11	0.7%
2008-03-26		33	2.0%
2008-03-27		14	0.8%
2008-03-28		22	1.3%
2008-03-29		22	1.3%
2008-03-30		38	2.3%
2008-03-31		20	1.2%
2008-04-01		32	1.9%
2008-04-02		32	1.9%
2008-04-03		12	0.7%
2008-04-04		11	0.7%
2008-04-05		28	1.7%
2008-04-06		24	1.4%
2008-04-07		26	1.6%
2008-04-08		29	1.7%
2008-04-09		19	1.1%
2008-04-10		16	1.0%
2008-04-11		16	1.0%
2008-04-12		28	1.7%
2008-04-13		27	1.6%
2008-04-14		18	1.1%
2008-04-15		24	1.4%
2008-04-16		23	1.4%
2008-04-17		28	1.7%
2008-04-18		11	0.7%
2008-04-19		19	1.1%
2008-04-20		24	1.4%
2008-04-21		20	1.2%
2008-04-22		15	0.9%
2008-04-23		16	1.0%
2008-04-24		8	0.5%
2008-04-25		8	0.5%
2008-04-26		22	1.3%
2008-04-27		17	1.0%
2008-04-28		13	0.8%
2008-04-29		9	0.5%
2008-04-30		6	0.4%
2008-05-01		11	0.7%
2008-05-02		15	0.9%

File : sn_qb_general

date_entr: Date of the interview

Value	Label	Cases	Percentage
2008-05-03		13	0.8%
2008-05-04		38	2.3%
2008-05-05		27	1.6%
2008-05-06		30	1.8%
2008-05-07		14	0.8%
2008-05-08		23	1.4%
2008-05-09		20	1.2%
2008-05-10		37	2.2%
2008-05-11		19	1.1%
2008-05-12		17	1.0%
2008-05-13		13	0.8%
2008-05-14		21	1.3%
2008-05-15		15	0.9%
2008-05-16		17	1.0%
2008-05-17		22	1.3%
2008-05-18		23	1.4%
2008-05-19		23	1.4%
2008-05-20		28	1.7%
2008-05-21		24	1.4%
2008-05-22		22	1.3%
2008-05-23		28	1.7%
2008-05-24		34	2.0%
2008-05-25		18	1.1%
2008-05-26		28	1.7%
2008-05-27		22	1.3%
2008-05-28		17	1.0%
2008-05-29		16	1.0%
2008-05-30		14	0.8%
2008-05-31		10	0.6%
2008-06-01		16	1.0%
2008-06-02		12	0.7%
2008-06-03		17	1.0%
2008-06-04		2	0.1%
2008-06-05		3	0.2%
2008-06-06		6	0.4%
2008-06-08		11	0.7%
2008-06-09		9	0.5%
2008-06-10		12	0.7%
2008-06-11		3	0.2%
2008-06-12		5	0.3%
2008-06-13		2	0.1%
2008-06-14		6	0.4%
2008-06-15		10	0.6%

File : sn_qb_general

date_entr: Date of the interview

Value	Label	Cases	Percentage
2008-06-16		4	0.2%
2008-06-17		2	0.1%
2008-06-18		2	0.1%
2008-06-19		2	0.1%
2008-06-20		9	0.5%
2008-06-21		2	0.1%
2008-06-22		3	0.2%
2008-06-23		6	0.4%
2008-06-25		1	0.1%
2008-06-26		3	0.2%
2008-06-27		4	0.2%
2008-06-28		2	0.1%
2008-06-29		3	0.2%
2008-06-30		3	0.2%
2008-07-01		4	0.2%
2008-07-02		4	0.2%
2008-07-03		2	0.1%
2008-07-04		1	0.1%
2008-07-05		1	0.1%
2008-07-07		2	0.1%
2008-07-08		1	0.1%
2008-07-09		1	0.1%
2008-07-10		2	0.1%
2008-07-11		3	0.2%
2008-07-12		3	0.2%
2008-07-13		3	0.2%
2008-07-14		2	0.1%
2008-07-15		3	0.2%
2008-07-16		1	0.1%
2008-07-17		3	0.2%
2008-07-19		5	0.3%
2008-07-20		10	0.6%
2008-07-21		1	0.1%
2008-07-22		1	0.1%
2008-07-23		3	0.2%
2008-07-24		2	0.1%
2008-07-25		1	0.1%
2008-07-26		1	0.1%
2008-07-27		1	0.1%
2008-07-28		1	0.1%
2008-07-29		1	0.1%
2008-07-30		2	0.1%
2008-08-03		1	0.1%

File : sn_qb_general

date_entr: Date of the interview

Value	Label	Cases	Percentage
2008-08-05		1	0.1%
2008-08-10		1	0.1%
2008-08-15		2	0.1%
2008-08-17		1	0.1%
2008-08-18		1	0.1%
2008-08-29		1	0.1%
2008-08-31		1	0.1%
2008-09-09		1	0.1%
2008-09-14		1	0.1%
2008-10-25		1	0.1%

Warning: these figures indicate the number of cases found in the data file. They cannot be interpreted as summary statistics of the population of interest.

h_deb: Hour of the beginning of the interview

Information	[Type= discrete] [Format=character] [Missing=*]
Statistics [NW/ W]	[Valid=1668 /-] [Invalid=0 /-]
Source	Interviewer
Literal question	Starting time:

Value	Label	Cases	Percentage
00:06:00		1	0.1%
08:01:00		1	0.1%
08:25:00		1	0.1%
08:30:00		1	0.1%
08:45:00		2	0.1%
09:00:00		3	0.2%
09:01:00		1	0.1%
09:02:00		1	0.1%
09:10:00		3	0.2%
09:11:00		1	0.1%
09:15:00		3	0.2%
09:25:00		1	0.1%
09:30:00		5	0.3%
09:35:00		2	0.1%
09:36:00		1	0.1%
09:38:00		1	0.1%
09:39:00		1	0.1%
09:40:00		2	0.1%
09:45:00		2	0.1%
09:49:00		1	0.1%
09:50:00		4	0.2%
09:53:00		2	0.1%
09:55:00		1	0.1%
09:56:00		1	0.1%
09:57:00		1	0.1%

File : sn_qb_general

h_deb: Hour of the beginning of the interview

Value	Label	Cases	Percentage
10:00:00		12	0.7%
10:15:00		6	0.4%
10:25:00		2	0.1%
10:30:00		7	0.4%
10:40:00		2	0.1%
10:45:00		3	0.2%
10:00:00		12	0.7%
10:01:00		1	0.1%
10:02:00		1	0.1%
10:03:00		2	0.1%
10:05:00		9	0.5%
10:06:00		1	0.1%
10:08:00		2	0.1%
10:10:00		6	0.4%
10:11:00		5	0.3%
10:12:00		1	0.1%
10:13:00		2	0.1%
10:14:00		2	0.1%
10:15:00		5	0.3%
10:16:00		1	0.1%
10:17:00		2	0.1%
10:19:00		1	0.1%
10:20:00		6	0.4%
10:22:00		2	0.1%
10:23:00		1	0.1%
10:24:00		1	0.1%
10:25:00		4	0.2%
10:27:00		1	0.1%
10:28:00		1	0.1%
10:30:00		18	1.1%
10:31:00		1	0.1%
10:32:00		1	0.1%
10:33:00		2	0.1%
10:35:00		7	0.4%
10:36:00		1	0.1%
10:38:00		1	0.1%
10:40:00		4	0.2%
10:41:00		2	0.1%
10:43:00		2	0.1%
10:45:00		10	0.6%
10:48:00		2	0.1%
10:49:00		2	0.1%
10:50:00		2	0.1%

File : sn_qb_general

h_deb: Hour of the beginning of the interview

Value	Label	Cases	Percentage
10:51:00		2	0.1%
10:52:00		1	0.1%
10:53:00		2	0.1%
10:54:00		1	0.1%
10:55:00		6	0.4%
10:56:00		2	0.1%
10:57:00		1	0.1%
10:58:00		2	0.1%
11:00:00		8	0.5%
11.15.00		2	0.1%
11.20.00		1	0.1%
11.30.00		4	0.2%
11.40.00		1	0.1%
11:00:00		22	1.3%
11:02:00		2	0.1%
11:03:00		4	0.2%
11:04:00		2	0.1%
11:05:00		11	0.7%
11:07:00		4	0.2%
11:08:00		1	0.1%
11:09:00		2	0.1%
11:10:00		11	0.7%
11:11:00		1	0.1%
11:12:00		2	0.1%
11:13:00		4	0.2%
11:15:00		5	0.3%
11:16:00		2	0.1%
11:17:00		2	0.1%
11:18:00		1	0.1%
11:19:00		2	0.1%
11:20:00		9	0.5%
11:21:00		1	0.1%
11:25:00		8	0.5%
11:26:00		2	0.1%
11:27:00		3	0.2%
11:30:00		19	1.1%
11:31:00		1	0.1%
11:33:00		2	0.1%
11:34:00		3	0.2%
11:35:00		5	0.3%
11:36:00		1	0.1%
11:40:00		6	0.4%
11:41:00		2	0.1%

File : sn_qb_general

h_deb: Hour of the beginning of the interview

Value	Label	Cases	Percentage
11:42:00		2	0.1%
11:43:00		1	0.1%
11:45:00		10	0.6%
11:46:00		1	0.1%
11:47:00		3	0.2%
11:48:00		3	0.2%
11:49:00		2	0.1%
11:50:00		19	1.1%
11:52:00		3	0.2%
11:53:00		2	0.1%
11:54:00		3	0.2%
11:55:00		8	0.5%
11:58:00		1	0.1%
12:00:00		7	0.4%
12:15:00		2	0.1%
12:30:00		3	0.2%
12:40:00		2	0.1%
12:45:00		1	0.1%
12:00:00		23	1.4%
12:01:00		1	0.1%
12:02:00		1	0.1%
12:03:00		4	0.2%
12:04:00		1	0.1%
12:05:00		7	0.4%
12:06:00		2	0.1%
12:07:00		1	0.1%
12:08:00		5	0.3%
12:09:00		1	0.1%
12:10:00		11	0.7%
12:12:00		2	0.1%
12:13:00		3	0.2%
12:14:00		3	0.2%
12:15:00		12	0.7%
12:16:00		1	0.1%
12:17:00		4	0.2%
12:18:00		3	0.2%
12:19:00		2	0.1%
12:20:00		10	0.6%
12:22:00		2	0.1%
12:23:00		2	0.1%
12:25:00		4	0.2%
12:26:00		3	0.2%
12:28:00		2	0.1%

File : sn_qb_general

h_deb: Hour of the beginning of the interview

Value	Label	Cases	Percentage
12:30:00		14	0.8%
12:31:00		1	0.1%
12:32:00		1	0.1%
12:33:00		3	0.2%
12:34:00		2	0.1%
12:35:00		8	0.5%
12:36:00		2	0.1%
12:37:00		2	0.1%
12:38:00		2	0.1%
12:39:00		1	0.1%
12:40:00		10	0.6%
12:42:00		1	0.1%
12:44:00		1	0.1%
12:45:00		14	0.8%
12:46:00		1	0.1%
12:47:00		1	0.1%
12:48:00		3	0.2%
12:49:00		2	0.1%
12:50:00		12	0.7%
12:52:00		1	0.1%
12:53:00		3	0.2%
12:54:00		1	0.1%
12:55:00		4	0.2%
12:56:00		2	0.1%
12:58:00		4	0.2%
13:00:00		4	0.2%
13:05:00		1	0.1%
13:30:00		2	0.1%
13:00:00		22	1.3%
13:01:00		2	0.1%
13:02:00		2	0.1%
13:03:00		1	0.1%
13:04:00		1	0.1%
13:05:00		15	0.9%
13:06:00		4	0.2%
13:07:00		4	0.2%
13:08:00		1	0.1%
13:09:00		2	0.1%
13:10:00		8	0.5%
13:11:00		1	0.1%
13:12:00		4	0.2%
13:13:00		2	0.1%
13:15:00		11	0.7%

File : sn_qb_general

h_deb: Hour of the beginning of the interview

Value	Label	Cases	Percentage
13:16:00		1	0.1%
13:17:00		3	0.2%
13:18:00		1	0.1%
13:20:00		7	0.4%
13:22:00		1	0.1%
13:25:00		3	0.2%
13:29:00		2	0.1%
13:30:00		9	0.5%
13:31:00		1	0.1%
13:32:00		1	0.1%
13:35:00		2	0.1%
13:36:00		1	0.1%
13:38:00		1	0.1%
13:40:00		5	0.3%
13:43:00		1	0.1%
13:45:00		9	0.5%
13:46:00		3	0.2%
13:47:00		4	0.2%
13:50:00		8	0.5%
13:54:00		1	0.1%
13:55:00		5	0.3%
13:57:00		1	0.1%
13:58:00		1	0.1%
14.00.00		4	0.2%
14.05.00		1	0.1%
14.10.00		1	0.1%
14.15.00		1	0.1%
14.20.00		1	0.1%
14.30.00		3	0.2%
14.35.00		1	0.1%
14.45.00		1	0.1%
14:00:00		17	1.0%
14:05:00		9	0.5%
14:07:00		2	0.1%
14:09:00		1	0.1%
14:10:00		8	0.5%
14:11:00		1	0.1%
14:12:00		1	0.1%
14:13:00		1	0.1%
14:15:00		5	0.3%
14:16:00		1	0.1%
14:17:00		1	0.1%
14:18:00		1	0.1%

File : sn_qb_general

h_deb: Hour of the beginning of the interview

Value	Label	Cases	Percentage
14:20:00		8	0.5%
14:21:00		1	0.1%
14:23:00		2	0.1%
14:25:00		4	0.2%
14:26:00		2	0.1%
14:27:00		2	0.1%
14:28:00		1	0.1%
14:30:00		15	0.9%
14:31:00		1	0.1%
14:32:00		2	0.1%
14:33:00		1	0.1%
14:35:00		8	0.5%
14:36:00		2	0.1%
14:37:00		1	0.1%
14:40:00		5	0.3%
14:41:00		1	0.1%
14:43:00		1	0.1%
14:44:00		1	0.1%
14:45:00		6	0.4%
14:47:00		2	0.1%
14:48:00		1	0.1%
14:50:00		8	0.5%
14:52:00		1	0.1%
14:55:00		2	0.1%
14:57:00		1	0.1%
14:59:00		1	0.1%
15:00:00		8	0.5%
15:05:00		1	0.1%
15:10:00		1	0.1%
15:15:00		3	0.2%
15:30:00		4	0.2%
15:40:00		1	0.1%
15:50:00		1	0.1%
15:56:00		1	0.1%
15:00:00		23	1.4%
15:01:00		2	0.1%
15:02:00		3	0.2%
15:03:00		2	0.1%
15:05:00		9	0.5%
15:07:00		3	0.2%
15:08:00		1	0.1%
15:10:00		7	0.4%
15:11:00		1	0.1%

File : sn_qb_general

h_deb: Hour of the beginning of the interview

Value	Label	Cases	Percentage
15:12:00		1	0.1%
15:14:00		1	0.1%
15:15:00		7	0.4%
15:16:00		1	0.1%
15:17:00		5	0.3%
15:18:00		2	0.1%
15:20:00		12	0.7%
15:23:00		3	0.2%
15:25:00		3	0.2%
15:27:00		1	0.1%
15:29:00		1	0.1%
15:30:00		15	0.9%
15:32:00		1	0.1%
15:35:00		2	0.1%
15:37:00		3	0.2%
15:41:00		1	0.1%
15:45:00		6	0.4%
15:47:00		1	0.1%
15:48:00		1	0.1%
15:50:00		3	0.2%
15:52:00		1	0.1%
15:53:00		1	0.1%
15:55:00		4	0.2%
15:57:00		1	0.1%
16:00:00		9	0.5%
16:10:00		4	0.2%
16:30:00		6	0.4%
16:40:00		2	0.1%
16:50:00		1	0.1%
16:00:00		22	1.3%
16:02:00		3	0.2%
16:05:00		5	0.3%
16:06:00		1	0.1%
16:07:00		1	0.1%
16:08:00		1	0.1%
16:09:00		2	0.1%
16:10:00		11	0.7%
16:12:00		3	0.2%
16:14:00		1	0.1%
16:15:00		5	0.3%
16:16:00		1	0.1%
16:19:00		2	0.1%
16:20:00		7	0.4%

File : sn_qb_general

h_deb: Hour of the beginning of the interview

Value	Label	Cases	Percentage
16:22:00		3	0.2%
16:24:00		1	0.1%
16:25:00		3	0.2%
16:26:00		1	0.1%
16:28:00		1	0.1%
16:30:00		11	0.7%
16:31:00		1	0.1%
16:32:00		1	0.1%
16:34:00		2	0.1%
16:35:00		3	0.2%
16:37:00		2	0.1%
16:38:00		1	0.1%
16:39:00		1	0.1%
16:40:00		5	0.3%
16:42:00		1	0.1%
16:45:00		5	0.3%
16:46:00		1	0.1%
16:50:00		7	0.4%
16:52:00		4	0.2%
16:53:00		2	0.1%
16:55:00		3	0.2%
16:57:00		1	0.1%
17:00:00		11	0.7%
17:05:00		1	0.1%
17:10:00		1	0.1%
17:20:00		1	0.1%
17:30:00		4	0.2%
17:00:00		19	1.1%
17:04:00		1	0.1%
17:05:00		4	0.2%
17:07:00		1	0.1%
17:09:00		1	0.1%
17:10:00		11	0.7%
17:12:00		1	0.1%
17:13:00		1	0.1%
17:14:00		2	0.1%
17:15:00		13	0.8%
17:16:00		3	0.2%
17:17:00		2	0.1%
17:18:00		3	0.2%
17:20:00		2	0.1%
17:22:00		2	0.1%
17:24:00		1	0.1%

File : sn_qb_general

h_deb: Hour of the beginning of the interview

Value	Label	Cases	Percentage
17:25:00		2	0.1%
17:30:00		12	0.7%
17:33:00		1	0.1%
17:35:00		4	0.2%
17:38:00		1	0.1%
17:39:00		3	0.2%
17:40:00		3	0.2%
17:41:00		1	0.1%
17:45:00		10	0.6%
17:50:00		5	0.3%
17:52:00		1	0.1%
17:53:00		1	0.1%
17:55:00		2	0.1%
17:58:00		2	0.1%
17:59:00		1	0.1%
18:00:00		19	1.1%
18:05:00		1	0.1%
18:15:00		1	0.1%
18:30:00		5	0.3%
18:40:00		2	0.1%
18:00:00		15	0.9%
18:01:00		1	0.1%
18:02:00		2	0.1%
18:05:00		6	0.4%
18:07:00		4	0.2%
18:09:00		1	0.1%
18:10:00		8	0.5%
18:11:00		1	0.1%
18:12:00		1	0.1%
18:15:00		6	0.4%
18:17:00		3	0.2%
18:20:00		1	0.1%
18:21:00		1	0.1%
18:25:00		5	0.3%
18:26:00		1	0.1%
18:30:00		13	0.8%
18:35:00		2	0.1%
18:39:00		1	0.1%
18:40:00		2	0.1%
18:42:00		1	0.1%
18:45:00		4	0.2%
18:46:00		1	0.1%
18:49:00		1	0.1%

File : sn_qb_general

h_deb: Hour of the beginning of the interview

Value	Label	Cases	Percentage
18:50:00		4	0.2%
18:55:00		2	0.1%
18:57:00		1	0.1%
19:00:00		8	0.5%
19:10:00		1	0.1%
19:15:00		1	0.1%
19:30:00		1	0.1%
19:00:00		14	0.8%
19:04:00		1	0.1%
19:05:00		3	0.2%
19:07:00		2	0.1%
19:10:00		5	0.3%
19:13:00		1	0.1%
19:15:00		4	0.2%
19:16:00		1	0.1%
19:20:00		4	0.2%
19:21:00		1	0.1%
19:22:00		2	0.1%
19:25:00		2	0.1%
19:27:00		1	0.1%
19:28:00		1	0.1%
19:30:00		9	0.5%
19:35:00		2	0.1%
19:40:00		2	0.1%
19:41:00		1	0.1%
19:42:00		2	0.1%
19:45:00		4	0.2%
19:49:00		1	0.1%
19:50:00		2	0.1%
19:55:00		3	0.2%
19:57:00		1	0.1%
19:58:00		1	0.1%
20:00:00		6	0.4%
20:08:00		1	0.1%
20:15:00		1	0.1%
20:30:00		1	0.1%
20:40:00		1	0.1%
20:00:00		8	0.5%
20:03:00		1	0.1%
20:05:00		1	0.1%
20:07:00		3	0.2%
20:09:00		1	0.1%
20:10:00		1	0.1%

File : sn_qb_general

h_deb: Hour of the beginning of the interview

Value	Label	Cases	Percentage
20:15:00		4	0.2%
20:20:00		1	0.1%
20:30:00		7	0.4%
20:31:00		1	0.1%
20:33:00		2	0.1%
20:35:00		1	0.1%
20:37:00		1	0.1%
20:40:00		3	0.2%
20:41:00		2	0.1%
20:52:00		1	0.1%
21:30:00		1	0.1%
21:40:00		1	0.1%
21:45:00		1	0.1%
21:00:00		5	0.3%
21:06:00		1	0.1%
21:10:00		1	0.1%
21:15:00		1	0.1%
21:20:00		2	0.1%
21:25:00		1	0.1%
21:30:00		3	0.2%
21:32:00		1	0.1%
21:35:00		1	0.1%
21:40:00		1	0.1%
21:45:00		2	0.1%
22:00:00		3	0.2%
22:15:00		1	0.1%
22:45:00		1	0.1%
23:45:00		1	0.1%
8:30:00		1	0.1%
8:40:00		1	0.1%
8:55:00		1	0.1%
9:00:00		1	0.1%
9:15:00		1	0.1%
9:30:00		4	0.2%
9:45:00		1	0.1%
9:15:00		1	0.1%
9:30:00		4	0.2%
9:40:00		1	0.1%

Warning: these figures indicate the number of cases found in the data file. They cannot be interpreted as summary statistics of the population of interest.

q1: Sex

Information	[Type= discrete] [Format=numeric] [Range= 1-9999] [Missing=*]
Statistics [NW/ W]	[Valid=1668 /-] [Invalid=0 /-]
Pre-question	PRESENTATION OF THE STUDY TO THE RESPONDENTS

File : sn_qb_general

q1: Sex

Hello, my name is I am taking part in a study about migration between Senegal and various countries in Europe, and on links between people living in Senegal and their families and friends who live abroad. Before we start, I'd like to briefly present the study to you, and inform you about your rights. This study has been organised by the University of Dakar, and several European research organisms: the Institut national d'études démographiques (Paris, France), the University of Pompeu Fabra (Barcelone, Espagne), FIERI (Turin, Italie), in collaboration with ENDA Tiers-Monde.

WHY THIS STUDY? => Hand out the INFORMATION LEAFLET and present the study

* For a number of years, African migration has been a major issue of public debate - in politics and the media, both in Africa and in Europe. However, this debate is often not based on real evidence, but rather on opinions.

* In fact, the scale and causes of Senegalese migration are not very well known. We also don't know the real impacts of migration on the living conditions of Senegalese families or on Senegal's national development.

* In this study, which is organised by both Senegalese and European researchers, we would like to produce statistical data based on the real life experiences of Senegalese people. We hope that this data will help us to understand migration better, including its effects on Senegal.

* The findings will be used to contribute to public debates gathering citizens, researchers and political decision-makers. The finale goal of this study is to link both real life experiences and migratory and development policies.

HOW IS THIS GOING TO HAPPEN?

* To carry out this study, we will meet people with very different migration experiences: people who have always stayed in Senegal; people who've lived abroad but have come back to Senegal; and people who remain in Europe.

* Some information has already been collected in January and February 2008, on households living in Dakar, mainly about life conditions and the families' relationship with their migrants.

* Today, this questionnaire involves questions about you, your life. There are questions about the places you have lived since your childhood; about your occupations and family life; the trips you have made abroad; and so on. All these questions will allow us to look at the relationships between whether people migrate or not, and their economic and family circumstances.

* Since everyone's experiences are different, the duration of the interview varies – it should be between half an hour, and a maximum of two hours, depending on your individual life history.

RIGHTS AND CONFIDENTIALITY OF ANSWERS

* If a question makes you feel uneasy, you are not obliged to answer. You can stop the interview at any time.

* We guarantee that all the information you provide us with will be kept confidential. Your name and address are not recorded in the questionnaire. Nobody will be able to identify you from the information that you give me.

Before we start: do you have any questions?

INTRODUCTION

Literal question

Q1. The respondent is:

Post-question

To begin with, I would like to note the major events and periods of your life on this grid. We will begin at the time of your birth. Later we will look at these periods of life in some more detail.

Interviewer's instructions

STUDY IN FRANCE: Hand out the CNIL letter to the interviewee.

In compliance with the law "informatique et libertés" of January 6, 1978, you have a right to access and rectify information concerning yourself.

To exercise this right, you should apply by mail, before the first July 2008, at INED. As data are anonymous, the correction will only be possible on presentation of your interviewee number.

Value	Label	Cases	Percentage
1	Man	798	47.8%
2	Woman	870	52.2%

Warning: these figures indicate the number of cases found in the data file. They cannot be interpreted as summary statistics of the population of interest.

q1a: Year of birth

Information

[Type= discrete] [Format=numeric] [Range= 1932-9999] [Missing=*]

Statistics [NW/ W]

[Valid=1668 /-] [Invalid=0 /-]

Literal question

Q1A. To start with, and to help us to set a time scale, could you tell me in which year you were born (or your age)?
Year of birth

File : sn_qb_general

q1a: Year of birth

Interviewer's instructions AGEVEN: Locate year of birth in the grid, note 0 in the columns titled "age", and fill in these columns by retracing the age till the current age of the respondent.

Value	Label	Cases	Percentage
1932		1	0.1%
1933		3	0.2%
1934		6	0.4%
1935		6	0.4%
1936		5	0.3%
1937		1	0.1%
1938		5	0.3%
1939		6	0.4%
1940		8	0.5%
1941		5	0.3%
1942		7	0.4%
1943		13	0.8%
1944		6	0.4%
1945		10	0.6%
1946		10	0.6%
1947		16	1.0%
1948		13	0.8%
1949		15	0.9%
1950		16	1.0%
1951		17	1.0%
1952		16	1.0%
1953		25	1.5%
1954		24	1.4%
1955		27	1.6%
1956		21	1.3%
1957		24	1.4%
1958		37	2.2%
1959		29	1.7%
1960		47	2.8%
1961		31	1.9%
1962		44	2.6%
1963		51	3.1%
1964		37	2.2%
1965		43	2.6%
1966		46	2.8%
1967		47	2.8%
1968		60	3.6%
1969		42	2.5%
1970		64	3.8%
1971		58	3.5%
1972		83	5.0%

File : sn_qb_general

q1a: Year of birth

Value	Label	Cases	Percentage
1973		66	4.0%
1974		60	3.6%
1975		49	2.9%
1976		46	2.8%
1977		68	4.1%
1978		57	3.4%
1979		55	3.3%
1980		63	3.8%
1981		54	3.2%
1982		66	4.0%
1983		57	3.4%
1984		2	0.1%

Warning: these figures indicate the number of cases found in the data file. They cannot be interpreted as summary statistics of the population of interest.

age_survey: Age at survey

Information	[Type= continuous] [Format=numeric] [Range= 25-77] [Missing=*]
Statistics [NW/ W]	[Valid=1668 /-] [Invalid=0 /-] [Mean=41.501 /-] [StdDev=11.25 /-]
Literal question	Q1A. To start with, and to help us to set a time scale, could you tell me in which year you were born (or your age)? Age
Interviewer's instructions	AGEVEN: Locate year of birth in the grid, note 0 in the columns titled "age", and fill in these columns by retracing the age till the current age of the respondent.

q2: Village or town of origin

Information	[Type= discrete] [Format=numeric] [Range= 0-1] [Missing=*]
Statistics [NW/ W]	[Valid=1668 /-] [Invalid=0 /-]
Literal question	Q2. Is there a place which you would consider to be your village or your town of origin in Senegal?
Post-question	If q2 in 0 => Go to q3 (Q3)

Value	Label	Cases	Percentage
0	No	46	2.8%
1	Yes	1622	97.2%

Warning: these figures indicate the number of cases found in the data file. They cannot be interpreted as summary statistics of the population of interest.

q2v: Locality name

Information	[Type= discrete] [Format=character] [Missing=*/,b/c]
Statistics [NW/ W]	[Valid=1588 /-] [Invalid=80 /-]
Universe	If q2 in 1
Literal question	Q2V. What is the name of this locality?

Value	Label	Cases	Percentage
0112300000		1	0.1%
0113100000		2	0.1%
0113200000		5	0.3%
0114400000		2	0.1%
0121200000		1	0.1%
0121400000		1	0.1%

File : sn_qb_general

q2v: Locality name

Value	Label	Cases	Percentage
0131100000		2	0.1%
0131300000		2	0.1%
0131400000		1	0.1%
0132100000		9	0.6%
0132200000		1	0.1%
0132400000		1	0.1%
0133400000		1	0.1%
0133500000		1	0.1%
0142100100		1	0.1%
0142100200		1	0.1%
0142101900		1	0.1%
0142102000		1	0.1%
0142200800		4	0.3%
0148400000		7	0.4%
0211100100		1	0.1%
0211104100		1	0.1%
0211104900		1	0.1%
0211202400		1	0.1%
0211304400		1	0.1%
0212203000		1	0.1%
0212301600		1	0.1%
0212401500		1	0.1%
0213101600		2	0.1%
0213301800		1	0.1%
0213400100		1	0.1%
0213404000		1	0.1%
0221101600		1	0.1%
0221402000		1	0.1%
0221402800		2	0.1%
0221500900		1	0.1%
0222302400		1	0.1%
0231203200		2	0.1%
0232501500		1	0.1%
0232507400		1	0.1%
0311100100		2	0.1%
0311100600		4	0.3%
0311300400		1	0.1%
0312100100		1	0.1%
0312400200		1	0.1%
0313101300		1	0.1%
0314102100		1	0.1%
0314200300		1	0.1%
0314301000		1	0.1%

File : sn_qb_general

q2v: Locality name

Value	Label	Cases	Percentage
0318100000		2	0.1%
0321200800		1	0.1%
0321203600		1	0.1%
0322100500		1	0.1%
0322200300		1	0.1%
0323203300		1	0.1%
0323400200		1	0.1%
0328100000		5	0.3%
0328300000		3	0.2%
0338100000		8	0.5%
0338200000		2	0.1%
0411105100		1	0.1%
0411204400		1	0.1%
0411302100		1	0.1%
0412303600		1	0.1%
0413601800		1	0.1%
0413602400		1	0.1%
0413700600		1	0.1%
0414400600		1	0.1%
0418100000		7	0.4%
0418200000		2	0.1%
0421103900		1	0.1%
0421200600		1	0.1%
0421304500		1	0.1%
0423102600		1	0.1%
0428100000		1	0.1%
0428120000		1	0.1%
0428200000		1	0.1%
0428400000		1	0.1%
0431100500		1	0.1%
0432102800		1	0.1%
0432103500		1	0.1%
0432206200		1	0.1%
0432208600		1	0.1%
0433303800		1	0.1%
0511101500		1	0.1%
0511104800		1	0.1%
0511106700		1	0.1%
0511400200		1	0.1%
0511405300		1	0.1%
0512405400		1	0.1%
0521101400		1	0.1%
0521102100		1	0.1%

File : sn_qb_general

q2v: Locality name

Value	Label	Cases	Percentage
0521301500		1	0.1%
0521305900		1	0.1%
0522201300		1	0.1%
0522201800		1	0.1%
0522304600		1	0.1%
0524101700		1	0.1%
0528100000		1	0.1%
0528200000		3	0.2%
0528300000		8	0.5%
0531300700		1	0.1%
0532201300		1	0.1%
0532203300		1	0.1%
0538100000		1	0.1%
0611101000		1	0.1%
0611200900		1	0.1%
0611203600		1	0.1%
0612105700		1	0.1%
0612202000		1	0.1%
0612300900		1	0.1%
0612401600		1	0.1%
0612402100		1	0.1%
0613100800		1	0.1%
0613101900		1	0.1%
0613406100		1	0.1%
0621100100		1	0.1%
0621303800		1	0.1%
0622302200		2	0.1%
0623300100		1	0.1%
0624201100		2	0.1%
0628100000		2	0.1%
0628200000		5	0.3%
0631201400		3	0.2%
0631403300		1	0.1%
0631404000		1	0.1%
0632203100		2	0.1%
0632303000		1	0.1%
0632305800		1	0.1%
0633200400		1	0.1%
0633305200		1	0.1%
0633403500		1	0.1%
0634103700		1	0.1%
0634104400		1	0.1%
0711100100		1	0.1%

File : sn_qb_general

q2v: Locality name

Value	Label	Cases	Percentage
0711102000		1	0.1%
0712103600		1	0.1%
0718100000		9	0.6%
0718300000		1	0.1%
0721100200		2	0.1%
0721100400		1	0.1%
0721200200		1	0.1%
0721200300		1	0.1%
0721301300		2	0.1%
0722100900		2	0.1%
0722101000		1	0.1%
0722101300		2	0.1%
0722201200		1	0.1%
0722202600		1	0.1%
0722202800		1	0.1%
0722300800		1	0.1%
0722302000		1	0.1%
0728200000		5	0.3%
0728300000		9	0.6%
0811202800		2	0.1%
0811203000		1	0.1%
0811203800		1	0.1%
0818200000		1	0.1%
0821100100		1	0.1%
0821101000		1	0.1%
0821200100		1	0.1%
0821200500		1	0.1%
0821200600		1	0.1%
0821200900		3	0.2%
0821300300		1	0.1%
0822100900		1	0.1%
0822101600		1	0.1%
0822200500		2	0.1%
0822301100		1	0.1%
0822301300		1	0.1%
0822301700		2	0.1%
0822302800		1	0.1%
0823100500		1	0.1%
0823100700		2	0.1%
0823102000		1	0.1%
0823201300		1	0.1%
0823202300		1	0.1%
0823202400		2	0.1%

File : sn_qb_general

q2v: Locality name

Value	Label	Cases	Percentage
0823202600		1	0.1%
0824200500		1	0.1%
0824201300		1	0.1%
0828100000		3	0.2%
0828300000		4	0.3%
0831103800		1	0.1%
0831106400		1	0.1%
0831200400		1	0.1%
0911103000		1	0.1%
0914102100		1	0.1%
0914201100		1	0.1%
0915100700		2	0.1%
0915101100		2	0.1%
0915203000		1	0.1%
0915300900		2	0.1%
0923203800		1	0.1%
0924300600		1	0.1%
0928100000		3	0.2%
0931101300		1	0.1%
0931301300		1	0.1%
0933202300		1	0.1%
0933300400		1	0.1%
0938100000		6	0.4%
1011100400		1	0.1%
1011100500		1	0.1%
1011100600		1	0.1%
1011202400		1	0.1%
1012101400		1	0.1%
1012201900		1	0.1%
1013100500		1	0.1%
1013101500		2	0.1%
1013102000		1	0.1%
1013200600		1	0.1%
1013201600		1	0.1%
1013300200		1	0.1%
1013301000		2	0.1%
1018100000		8	0.5%
1021100400		1	0.1%
1021100500		1	0.1%
1021101500		1	0.1%
1021203000		1	0.1%
1021300900		1	0.1%
1022100900		1	0.1%

File : sn_qb_general

q2v: Locality name

Value	Label	Cases	Percentage
1022104100		1	0.1%
1022105100		1	0.1%
1022105900		2	0.1%
1022203900		1	0.1%
1022205000		1	0.1%
1023303200		1	0.1%
1023407900		1	0.1%
1023409500		1	0.1%
1028300000		2	0.1%
1031105600		1	0.1%
1031204900		1	0.1%
1032100800		1	0.1%
1032104900		1	0.1%
1032107700		2	0.1%
1032201800		1	0.1%
1032202700		1	0.1%
1032203300		1	0.1%
1032210600		1	0.1%
1032304500		1	0.1%
1032305500		2	0.1%
1033401300		1	0.1%
1034100400		1	0.1%
1034303700		1	0.1%
1034403700		1	0.1%
1034405400		2	0.1%
1038100000		3	0.2%
1038200000		4	0.3%
1111101500		1	0.1%
1111102000		1	0.1%
1111201600		1	0.1%
1111300200		1	0.1%
1112400100		2	0.1%
1112400600		1	0.1%
1113100300		1	0.1%
1113200100		1	0.1%
1113300200		1	0.1%
1113300300		1	0.1%
1113400100		2	0.1%
1113400500		1	0.1%
1113400600		1	0.1%
1113400800		1	0.1%
1114201000		1	0.1%
1114302300		1	0.1%

File : sn_qb_general

q2v: Locality name

Value	Label	Cases	Percentage
1114400200		1	0.1%
1114400600		1	0.1%
1114402300		1	0.1%
1114402800		1	0.1%
1118200000		3	0.2%
1121101500		3	0.2%
1128100000		5	0.3%
1131100600		2	0.1%
1131301000		3	0.2%
1132201100		1	0.1%
521205900		1	0.1%
Adabere		1	0.1%
Autre		227	14.3%
Bakel		10	0.6%
Bambeye Serere I		12	0.8%
Baranlir		1	0.1%
Bargny		14	0.9%
Bignona		18	1.1%
Boudhiemav		1	0.1%
Boumouda		1	0.1%
Boukiling		1	0.1%
Buluny		1	0.1%
Camba		1	0.1%
Carabane		1	0.1%
Charri		1	0.1%
Dagana		13	0.8%
Dakar		241	15.2%
Dalakoto		1	0.1%
Darha-Djiolof		1	0.1%
Diakanor		1	0.1%
Dialo Konda		1	0.1%
Diao-Ba		1	0.1%
Diatacounda		1	0.1%
Dienpen		1	0.1%
Diola		1	0.1%
Dioumediabe		1	0.1%
Diourbel		27	1.7%
Dongoro		1	0.1%
Fadionte		1	0.1%
Fasada		1	0.1%
Fatick		23	1.4%
Kagnabo Dable		1	0.1%
Kanen-Diogou		1	0.1%

File : sn_qb_general

q2v: Locality name

Value	Label	Cases	Percentage
Kanya		1	0.1%
Kaolack		48	3.0%
Kaune		1	0.1%
Kebemer		15	0.9%
Keur Sakou(Passy)		1	0.1%
Khombole		12	0.8%
Kionia		1	0.1%
Kolda		10	0.6%
Kotouri		1	0.1%
Krevane		1	0.1%
Louga		51	3.2%
Madina Nemeneque		1	0.1%
Mar-Lothie		1	0.1%
Mars Assoum		1	0.1%
Matam		22	1.4%
Mbacke		12	0.8%
Mbao		1	0.1%
Mbar		1	0.1%
Mboubene		1	0.1%
Mbour		22	1.4%
Medina		5	0.3%
Misera		1	0.1%
Nadatte		1	0.1%
Ndiongolor		1	0.1%
Nduame Escale		1	0.1%
Nget Ndar		1	0.1%
Ngoudiane		2	0.1%
Niafor		1	0.1%
Niassa		1	0.1%
Oourossoguy		1	0.1%
Pallo		1	0.1%
Palmarin		1	0.1%
Plateau		1	0.1%
Podor		16	1.0%
Rufisque Centre		5	0.3%
Rufisque Est		19	1.2%
Rufisque Ouest		45	2.8%
Rustifique		1	0.1%
Sagal		1	0.1%
Saint Louis		73	4.6%
Sanyalo		1	0.1%
Saresayo		1	0.1%

File : sn_qb_general

q2v: Locality name

Value	Label	Cases	Percentage
Silajou		1	0.1%
Casamance			
Sonandjidjilogne		1	0.1%
Souture		1	0.1%
Tambacounda		1	0.1%
Tambreounda		1	0.1%
Tataguine		1	0.1%
Thiarane-Sarr		1	0.1%
Thiaroye		1	0.1%
Thiaroye / Mer		10	0.6%
Thies		62	3.9%
Thiose		1	0.1%
Tilene		1	0.1%
Tivaouane		16	1.0%
Touba		7	0.4%
Xilon		1	0.1%
Yeme		1	0.1%
Yenedou		1	0.1%
Yoff		19	1.2%
Yolol		1	0.1%
Ziguinchor		42	2.6%
.		46	
.b		31	
.c		3	

Warning: these figures indicate the number of cases found in the data file. They cannot be interpreted as summary statistics of the population of interest.

q2v_a: Other locality

Information	[Type= discrete] [Format=character] [Missing=*/.]
Statistics [NW/ W]	[Valid=208 /-] [Invalid=1460 /-]
Universe	If q2 in 1 If q2v in "Autre"
Literal question	Q2V. What is the name of this locality? Other locality

Value	Label	Cases	Percentage
0111400000		1	0.5%
0142200800		3	1.4%
0148400000		1	0.5%
0218100000		2	1.0%
0222503000		1	0.5%
0228100000		1	0.5%
0233101500		1	0.5%
0328300000		1	0.5%
0432206200		2	1.0%
0612402200		1	0.5%

File : sn_qb_general

q2v_a: Other locality

Value	Label	Cases	Percentage
0613406100		1	0.5%
0623403200		1	0.5%
0623404400		1	0.5%
0624104300		1	0.5%
0624302500		2	1.0%
0624402000		1	0.5%
0722301000		1	0.5%
0823202300		1	0.5%
0828400000		1	0.5%
0831104800		8	3.8%
0831106500		1	0.5%
0838100000		1	0.5%
0915100300		1	0.5%
1011202300		1	0.5%
1013301400		1	0.5%
1028200000		1	0.5%
1028400000		2	1.0%
1112400100		1	0.5%
1114403100		1	0.5%
1138100000		1	0.5%
Almarin Pacao		1	0.5%
Ayerelaw		1	0.5%
Babali		1	0.5%
Baladji		1	0.5%
Bardialo		1	0.5%
Berry Diam		1	0.5%
Birdiam		1	0.5%
Boumouda		1	0.5%
Boundou		1	0.5%
Brin		1	0.5%
Cabrousse		1	0.5%
Casamance		1	0.5%
Coki		1	0.5%
Coki Warack		1	0.5%
Dakar/ Guediawaye		1	0.5%
Dembacane		2	1.0%
Diaba		1	0.5%
Diabourdior		1	0.5%
Diandere		1	0.5%
Dioub Gouriky		1	0.5%
Dioup Gouriky		1	0.5%
Djilapao		1	0.5%
Djimby Seck		1	0.5%

File : sn_qb_general

q2v_a: Other locality

Value	Label	Cases	Percentage
Djiounde		1	0.5%
Djirda		2	1.0%
Dougar		1	0.5%
Dounga		1	0.5%
Dourgalao		1	0.5%
Edi		1	0.5%
Edy		2	1.0%
Fadiout		2	1.0%
Fanaye		1	0.5%
Fass Mboye		1	0.5%
Fotatoro		1	0.5%
Fouta		3	1.4%
Gagne Diouf		1	0.5%
Galoya		1	0.5%
Garak		1	0.5%
Gay-Nar Mbar		1	0.5%
Gaye Segue		1	0.5%
Gniguilogne		1	0.5%
Gossas		1	0.5%
Goule Mbaye Sall		1	0.5%
Grand Thies		1	0.5%
Guandiol		1	0.5%
Gueraw		1	0.5%
Guinguineo		1	0.5%
Hadoubere		1	0.5%
Idegajag		1	0.5%
Kador		1	0.5%
Kagnabo		2	1.0%
Kah(Tivaouane)		1	0.5%
Keur Abdou Ndoye (Kayar)		1	0.5%
Keur Aladji		1	0.5%
Keur Gonde		1	0.5%
Keur Mababa		1	0.5%
Keur Samba Kane		1	0.5%
Keur Seydou		1	0.5%
Khabane		1	0.5%
Koungani		1	0.5%
Lambaye		1	0.5%
Leona		1	0.5%
M'Bouleu		1	0.5%
Magnba		1	0.5%

File : sn_qb_general

q2v_a: Other locality

Value	Label	Cases	Percentage
Marda		1	0.5%
Mauritanie		1	0.5%
Mbadane		1	0.5%
Mbal		1	0.5%
Mbalou		2	1.0%
Mbeniar		1	0.5%
Mbeuri		1	0.5%
Mbeye Pres De Mbabilor		1	0.5%
Meckhe		2	1.0%
Mont Roland		1	0.5%
Mont Rolland		5	2.4%
Morollan		1	0.5%
Morolland		1	0.5%
Mounde		1	0.5%
Ndande		1	0.5%
Ndiadiaw		1	0.5%
Ndjiambour		1	0.5%
Ndjirda		4	1.9%
Ndoukoumane		1	0.5%
Nete Boulou		1	0.5%
Ngaay Mekhe		1	0.5%
Ngarigne		1	0.5%
Ngathie		1	0.5%
Ngaye		3	1.4%
Ngaye Mekhe		2	1.0%
Ngoudiane		1	0.5%
Ngouloum		1	0.5%
Ngoundiane		1	0.5%
Ngoya Mbayar		1	0.5%
Ngoye		1	0.5%
Nguanene Somb		1	0.5%
Nguessou		1	0.5%
Niarytally		1	0.5%
Nioro		2	1.0%
Paal		1	0.5%
Pal		1	0.5%
Palmarin		1	0.5%
Pambal		1	0.5%
Papagine		2	1.0%
Passy		1	0.5%
Pouye		1	0.5%
Sambe Ecole		1	0.5%
Sandiara		1	0.5%

File : sn_qb_general

q2v_a: Other locality

Value	Label	Cases	Percentage
Santhiaba		1	0.5%
Sara Sidi		1	0.5%
Sedio		1	0.5%
Seleki		1	0.5%
Sinboya		1	0.5%
Sine Saloum		1	0.5%
Sine Saloume		1	0.5%
Sinedone		1	0.5%
Sira Toro		1	0.5%
Sirty Thilogne		1	0.5%
Somb		1	0.5%
Talentgaye		1	0.5%
Tallegne		1	0.5%
Tambacounda		2	1.0%
Tambakouda		1	0.5%
Tamine Lo		1	0.5%
Tataguine		2	1.0%
Thiaroye		1	0.5%
Thiawane		1	0.5%
Thiep		1	0.5%
Thiep/Bambey		1	0.5%
Tiofak		1	0.5%
Touba		5	2.4%
Wadabere		1	0.5%
Walo		4	1.9%
Walo (Louga)		1	0.5%
Yarakh		2	1.0%
.		1460	

Warning: these figures indicate the number of cases found in the data file. They cannot be interpreted as summary statistics of the population of interest.

q2d: Region of this locality

Information	[Type= discrete] [Format=numeric] [Range= 101-2147483624] [Missing=*]
Statistics [NW/ W]	[Valid=1617 /-] [Invalid=51 /-]
Universe	If q2 in 1
Literal question	Q2D. In which region is it located?
Interviewer's instructions	see list of region codes

Value	Label	Cases	Percentage
101	Dpt de DAKAR	289	17.9%
102	Dpt de GUEDEAWAY	13	0.8%
103	Dpt de PIKINE	51	3.2%
104	Dpt de RUFISQUE	115	7.1%
201	Dpt de BAMBAY	38	2.4%
202	Dpt de DIOURBEL	39	2.4%

File : sn_qb_general

q2d: Region of this locality

Value	Label	Cases	Percentage
203	Dpt de MBACKE	27	1.7%
301	Dpt de FATICK	55	3.4%
302	Dpt de FOUNDIIOUGNE	22	1.4%
303	Dpt de GOSSA	11	0.7%
401	Dpt de KAFRINE	19	1.2%
402	Dpt de KAOLACK	69	4.3%
403	Dpt de NIORO DU RIP	9	0.6%
501	Dpt de KOLDA	22	1.4%
502	Dpt de SEDHIOU	25	1.5%
503	Dpt de VELINGARA	10	0.6%
601	Dpt de KEBEMER	31	1.9%
602	Dpt de LINGUERE	20	1.2%
603	Dpt de LOUGA	84	5.2%
701	Dpt de KANEL	20	1.2%
702	Dpt de MATAM	64	4.0%
703	Dpt de RANEROU-FERLO	0	
801	Dpt de DAGANA	29	1.8%
802	Dpt de PODOR	66	4.1%
803	Dpt de SAINT-LOUIS	89	5.5%
901	Dpt de BAKEL	24	1.5%
902	Dpt de KEDOUGOU	7	0.4%
903	Dpt de TAMBACOUNDA	20	1.2%
1001	Dpt de MBOUR	56	3.5%
1002	Dpt de THIES	116	7.2%
1003	Dpt de TIVAOUANE	53	3.3%
1101	Dpt de BIGNONA	52	3.2%
1102	Dpt de OUSSOUYE	11	0.7%
1103	Dpt de ZIGUINCHOR	61	3.8%
Sysmiss		51	

Warning: these figures indicate the number of cases found in the data file. They cannot be interpreted as summary statistics of the population of interest.

q3: Ethnic group

Information	[Type= discrete] [Format=character] [Missing=*/.a/.b/.c]
Statistics [NW/ W]	[Valid=1629 /-] [Invalid=39 /-]
Literal question	Q3. To which ethnic group would you say you belong? Multiple answers

Value	Label	Cases	Percentage
0		6	0.4%
1		795	48.8%
1 2		2	0.1%
1 3		1	0.1%
1 4		1	0.1%
1 6		1	0.1%
1 7		1	0.1%

File : sn_qb_general

q3: Ethnic group

Value	Label	Cases	Percentage
2		90	5.5%
2 3		1	0.1%
2 7		1	0.1%
3		312	19.2%
3 7		4	0.2%
4		168	10.3%
4 5		1	0.1%
5		87	5.3%
6		50	3.1%
7		108	6.6%
.a		36	
.b		2	
.c		1	

Warning: these figures indicate the number of cases found in the data file. They cannot be interpreted as summary statistics of the population of interest.

q3_1: Ethnic group 1

Information	[Type= discrete] [Format=numeric] [Range= 0-2147483624] [Missing=*]
Statistics [NW/ W]	[Valid=1521 /-] [Invalid=147 /-]
Literal question	Q3. To which ethnic group would you say you belong? First answer

Value	Label	Cases	Percentage
0	No ethnic group	6	0.4%
1	Wolof	801	52.7%
2	Mandingue	92	6.0%
3	Pular	316	20.8%
4	Serer	169	11.1%
5	Diola	87	5.7%
6	Soninke	50	3.3%
Sysmiss		147	

Warning: these figures indicate the number of cases found in the data file. They cannot be interpreted as summary statistics of the population of interest.

q3_2: Ethnic group 2

Information	[Type= discrete] [Format=numeric] [Range= 0-2147483624] [Missing=*]
Statistics [NW/ W]	[Valid=7 /-] [Invalid=1661 /-]
Literal question	Q3. To which ethnic group would you say you belong? Second answer

Value	Label	Cases	Percentage
2	Mandingue	2	28.6%
3	Pular	2	28.6%
4	Serer	1	14.3%
5	Diola	1	14.3%
6	Soninke	1	14.3%
Sysmiss		1661	

Warning: these figures indicate the number of cases found in the data file. They cannot be interpreted as summary statistics of the population of interest.

File : sn_qb_general

q3a: Other ethnic group

Information [Type= discrete] [Format=character] [Missing=*.]

Statistics [NW/ W] [Valid=114 /-] [Invalid=1554 /-]

Universe If q3 in 7, 17, 27, 37, 47, 57, 67

Literal question Q3. To which ethnic group would you say you belong?
"Other" => Specify

Value	Label	Cases	Percentage
Akou		1	0.9%
Balanta		2	1.8%
Balante		6	5.3%
Bambara		10	8.8%
Bambara/ Dogon		1	0.9%
Baynound		2	1.8%
Cap Verdien		2	1.8%
Cap Verdienne		1	0.9%
Dogon		1	0.9%
Fulbe		1	0.9%
Guierge		1	0.9%
Lebou		11	9.6%
Liban		1	0.9%
Libanaise		1	0.9%
Majak		1	0.9%
Maliak		1	0.9%
Mancagne		3	2.6%
Mancane		1	0.9%
Mandiacque		1	0.9%
Mandiago		3	2.6%
Mandiake		1	0.9%
Mandiako		3	2.6%
Mandiangué		1	0.9%
Manjack		6	5.3%
Manjacque		4	3.5%
Manjak		2	1.8%
Manjaku		1	0.9%
Manjaque		5	4.4%
Mankagne		3	2.6%
Maure		15	13.2%
Mazaque		1	0.9%
Nar		1	0.9%
Naroukadior		1	0.9%
Ndiago		4	3.5%
Ndianguo		1	0.9%
Peul		2	1.8%
Portugais		1	0.9%
Sarakhole		1	0.9%

File : sn_qb_general

q3a: Other ethnic group

Value	Label	Cases	Percentage
Sarakole		1	0.9%
Soce		1	0.9%
Soussou		2	1.8%
Toucouleur		4	3.5%
Yago		1	0.9%
Zerze		1	0.9%
.		1554	

Warning: these figures indicate the number of cases found in the data file. They cannot be interpreted as summary statistics of the population of interest.

q4: Religion

Information	[Type= discrete] [Format=numeric] [Range= 1-9999] [Missing=*]
Statistics [NW/ W]	[Valid=1624 /-] [Invalid=44 /-]
Definition	Answers 1 to 5 => Muslim Answers 6 to 8 => Christian
Literal question	Q4. What is your religion?

Value	Label	Cases	Percentage
1	Khadre	40	2.5%
2	Layène	38	2.3%
3	Mouride	564	34.7%
4	Tidiane	686	42.2%
5	Other Muslim	179	11.0%
6	Catholic	114	7.0%
10	Other religion	2	0.1%
11	No religion	1	0.1%
Sysmiss		44	

Warning: these figures indicate the number of cases found in the data file. They cannot be interpreted as summary statistics of the population of interest.

q4a: Other religion

Information	[Type= discrete] [Format=character] [Missing=*.a/.b/.c]
Statistics [NW/ W]	[Valid=1634 /-] [Invalid=34 /-]
Universe	If q4 in 5
Literal question	Q4. What is your religion? "Other Muslim" => Specify

Value	Label	Cases	Percentage
.		1489	91.1%
Ahlousouna		1	0.1%
Aucune Appartenance ConfreRie		1	0.1%
Aucune ConfreRie		2	0.1%
Aucune Tarikha		1	0.1%
Autre Musulman		1	0.1%
Chitte		1	0.1%

File : sn_qb_general

q4a: Other religion

Value	Label	Cases	Percentage
D'Aucune ConfreRie		1	0.1%
GeNeRal		2	0.1%
Ibadou		2	0.1%
Ibadou Rahmane		1	0.1%
Je Suis Dans Toutes Les Confreries		1	0.1%
Juste Musulmane		1	0.1%
Khadre		1	0.1%
Mussulmana (Generico, Non Precisa)		1	0.1%
Mussulmano. Non Ha Voluto Specificare		1	0.1%
Musulman		4	0.2%
Musulman Entre Mouride Et Tidiane		1	0.1%
Musulman Non Pratiquant		1	0.1%
Musulman Sans ConfreRie		2	0.1%
Musulman Sans Confrerie		1	0.1%
Musulman Scolg		1	0.1%
Musulman Seulement		3	0.2%
Musulman Simple		3	0.2%
Musulman Solo		1	0.1%
Musulman Tout Court		3	0.2%
Musulman"Tout Court"		1	0.1%
Musulmane		1	0.1%
Musulmane Sans ConfreRie		1	0.1%
Musulmane Tout Court		3	0.2%
Musulmanne Sans Confrerie		1	0.1%
Musulmano		2	0.1%
Musulmano (Non Ha Saputo Specificare)		1	0.1%
Musulmano (Non Specifica)		1	0.1%

File : sn_qb_general

q4a: Other religion

Value	Label	Cases	Percentage
Musulmano, Non Si Identifica In Altro		1	0.1%
N Appartient A Aucune Confrerie		1	0.1%
Niassene		1	0.1%
No Es De Cofradia		1	0.1%
Non Aligne		1	0.1%
Pas De Confrerie		3	0.2%
Pas De DiffeRences		1	0.1%
Pas De Tarikha		1	0.1%
Pratiquant		2	0.1%
Pratiquant Seulement		1	0.1%
Ps De Confrerie		1	0.1%
Sans		1	0.1%
Sans Aucune Appartenance Confrerique		1	0.1%
Sans Conferie		1	0.1%
Sans ConfreRie		10	0.6%
Sans Confrererie		1	0.1%
Sans Confrerie		36	2.2%
Sans Tarikha		1	0.1%
Simple		9	0.6%
Simple Musulman		1	0.1%
Solo Musulman		7	0.4%
Solo Musulmana		1	0.1%
Solo Musulmano		2	0.1%
Sounite		3	0.2%
Suma		1	0.1%
Sunite		1	0.1%
Sunnita		1	0.1%
Sunnite		3	0.2%
Tout Court		1	0.1%
Xientro		1	0.1%
.a		3	
.b		18	
.c		13	

Warning: these figures indicate the number of cases found in the data file. They cannot be interpreted as summary statistics of the population of interest.

q5: Number of brothers

Information [Type= continuous] [Format=numeric] [Range= 0-9999] [Missing=*]

File : sn_qb_general

q5: Number of brothers

Statistics [NW/ W] [Valid=1488 /-] [Invalid=180 /-] [Mean=3.642 /-] [StdDev=2.807 /-]

Pre-question
FAMILY HISTORY: PARENTS, BROTHERS AND SISTERS
Now let's talk about your family...

Literal question
Q5. How many brothers have you had in total?

Interviewer's instructions
Take into account all brothers, even if they are not from the same fathers or mothers and even if they are deceased.

q6: Number of sisters

Information [Type= continuous] [Format=numeric] [Range= 0-9999] [Missing=*]

Statistics [NW/ W] [Valid=1515 /-] [Invalid=153 /-] [Mean=3.298 /-] [StdDev=2.41 /-]

Literal question
Q6. And how many sisters have you had in total?

Interviewer's instructions
Take into account all sisters, even if they are not from the same fathers or mothers and even if they are deceased.

q7: Are you the first born

Information [Type= discrete] [Format=numeric] [Range= 0-1] [Missing=*]

Statistics [NW/ W] [Valid=1657 /-] [Invalid=11 /-]

Literal question
Q7. Are you the first-born of the family?

Value	Label	Cases	Percentage
0	No	1278	77.1%
1	Yes	379	22.9%
Sysmiss		11	

Warning: these figures indicate the number of cases found in the data file. They cannot be interpreted as summary statistics of the population of interest.

q8: Did you father work when you were 15 years old

Information [Type= discrete] [Format=numeric] [Range= 0-9999] [Missing=*]

Statistics [NW/ W] [Valid=1652 /-] [Invalid=16 /-]

Literal question
Q8. Did your father work when you were 15 years old?

Post-question
If q8 not in 1 => Go to q10 (Q10)

Value	Label	Cases	Percentage
0	Father unknown or deceased	137	8.3%
1	Yes	1324	80.1%
2	No	191	11.6%
Sysmiss		16	

Warning: these figures indicate the number of cases found in the data file. They cannot be interpreted as summary statistics of the population of interest.

q9: When you were 15, he was

Information [Type= discrete] [Format=numeric] [Range= 1-9999] [Missing=*]

Statistics [NW/ W] [Valid=1314 /-] [Invalid=354 /-]

Definition
Answers 1 to 3 => Wage-earner
Answers 4 to 7 => Non-wage employment

Universe
If q8 in 1

Literal question
Q9. Would you say he was:

Value	Label	Cases	Percentage
1	Higher-level occupation	154	11.7%
2	Skilled employee or worker	324	24.7%

File : sn_qb_general

q9: When you were 15, he was

Value	Label	Cases	Percentage
3	Unskilled employee, worker, labourer	259	19.7%
4	Employer	41	3.1%
5	Self-employed (without employees)	533	40.6%
7	Family help	3	0.2%
Sysmiss		354	

Warning: these figures indicate the number of cases found in the data file. They cannot be interpreted as summary statistics of the population of interest.

q10: What was your father's level education

Information	[Type= discrete] [Format=numeric] [Range= 1-9999] [Missing=*]
Statistics [NW/ W]	[Valid=1502 /-] [Invalid=166 /-]
Literal question	Q10. What was your father's level of education?

Value	Label	Cases	Percentage
1	No schooling	815	54.3%
2	Primary school	296	19.7%
3	Secondary studies	252	16.8%
4	Higher education	139	9.3%
Sysmiss		166	

Warning: these figures indicate the number of cases found in the data file. They cannot be interpreted as summary statistics of the population of interest.

q11_1: Father nationality 1

Information	[Type= discrete] [Format=numeric] [Range= 7777-99527] [Missing=*]
Statistics [NW/ W]	[Valid=1664 /-] [Invalid=4 /-]
Literal question	Q11. What was or were his nationalities? First nationality

Value	Label	Cases	Percentage
96000	FRANCE	11	0.7%
99134	SPAIN	3	0.2%
99205	LEBANON	2	0.1%
99304	GAMBIA	2	0.1%
99326	COTE DIVOIRE	2	0.1%
99327	BENIN	4	0.2%
99330	GUINEA	11	0.7%
99335	MALI	6	0.4%
99336	MAURITANIA	4	0.2%
99341	SENEGAL	1608	96.6%
99389	WESTERN 'SAHARA	1	0.1%
99392	GUINEA BISSAU	9	0.5%
99396	CAPE VERDE	1	0.1%
Sysmiss		4	

Warning: these figures indicate the number of cases found in the data file. They cannot be interpreted as summary statistics of the population of interest.

q11_2: Father nationality 2

Information	[Type= discrete] [Format=numeric] [Range= 7777-99527] [Missing=*]
Statistics [NW/ W]	[Valid=56 /-] [Invalid=1612 /-]
Literal question	Q11. What was or were his nationalities?

File : sn_qb_general

q11_2: Father nationality 2

		Second nationality	
Value	Label	Cases	Percentage
96000	FRANCE	21	37.5%
99304	GAMBIA	1	1.8%
99327	BENIN	1	1.8%
99330	GUINEA	2	3.6%
99335	MALI	2	3.6%
99336	MAURITANIA	2	3.6%
99341	SENEGAL	24	42.9%
99345	TOGO	1	1.8%
99396	CAPE VERDE	1	1.8%
99403	LABRADOR	1	1.8%
Sysmiss		1612	

Warning: these figures indicate the number of cases found in the data file. They cannot be interpreted as summary statistics of the population of interest.

q11_3: Father nationality 3

Information	[Type= discrete] [Format=numeric] [Range= 7777-99527] [Missing=*]
Statistics [NW/ W]	[Valid=1 /-] [Invalid=1667 /-]
Literal question	Q11. What was or were his nationalities? Third nationality

Value	Label	Cases	Percentage
96000	FRANCE	1	100.0%
Sysmiss		1667	

Warning: these figures indicate the number of cases found in the data file. They cannot be interpreted as summary statistics of the population of interest.

q12: Is he alive

Information	[Type= discrete] [Format=numeric] [Range= 0-1] [Missing=*]
Statistics [NW/ W]	[Valid=1665 /-] [Invalid=3 /-]
Literal question	Q12. Is he alive?

Value	Label	Cases	Percentage
0	No	978	58.7%
1	Yes	687	41.3%
Sysmiss		3	

Warning: these figures indicate the number of cases found in the data file. They cannot be interpreted as summary statistics of the population of interest.

q12a: Year of father death

Information	[Type= discrete] [Format=numeric] [Range= 1933-9999] [Missing=*]
Statistics [NW/ W]	[Valid=935 /-] [Invalid=733 /-]
Universe	If q12 in 0
Literal question	Q12A. In which year did he die?

Value	Label	Cases	Percentage
1933		1	0.1%
1938		2	0.2%
1939		1	0.1%
1941		1	0.1%

File : sn_qb_general

q12a: Year of father death

Value	Label	Cases	Percentage
1942		1	0.1%
1943		1	0.1%
1945		1	0.1%
1946		2	0.2%
1947		2	0.2%
1948		3	0.3%
1949		1	0.1%
1950		1	0.1%
1951		2	0.2%
1952		3	0.3%
1953		1	0.1%
1954		2	0.2%
1955		2	0.2%
1956		3	0.3%
1957		2	0.2%
1958		3	0.3%
1959		2	0.2%
1960		9	1.0%
1961		2	0.2%
1962		10	1.1%
1963		5	0.5%
1965		5	0.5%
1966		8	0.9%
1967		5	0.5%
1968		6	0.6%
1969		8	0.9%
1970		9	1.0%
1971		6	0.6%
1972		9	1.0%
1973		11	1.2%
1974		10	1.1%
1975		19	2.0%
1976		8	0.9%
1977		14	1.5%
1978		23	2.5%
1979		11	1.2%
1980		16	1.7%
1981		21	2.2%
1982		24	2.6%
1983		17	1.8%
1984		13	1.4%
1985		20	2.1%
1986		19	2.0%

File : sn_qb_general

q12a: Year of father death

Value	Label	Cases	Percentage
1987		22	2.4%
1988		29	3.1%
1989		22	2.4%
1990		31	3.3%
1991		16	1.7%
1992		32	3.4%
1993		34	3.6%
1994		17	1.8%
1995		24	2.6%
1996		24	2.6%
1997		27	2.9%
1998		36	3.9%
1999		25	2.7%
2000		39	4.2%
2001		29	3.1%
2002		27	2.9%
2003		22	2.4%
2004		33	3.5%
2005		34	3.6%
2006		29	3.1%
2007		30	3.2%
2008		8	0.9%
Sysmiss		733	

Warning: these figures indicate the number of cases found in the data file. They cannot be interpreted as summary statistics of the population of interest.

q13_1: Mother nationality 1

Information	[Type= discrete] [Format=numeric] [Range= 7777-99527] [Missing=*]		
Statistics [NW/ W]	[Valid=1664 /-] [Invalid=4 /-]		
Literal question	Q13. And what was or were your mother's nationalities? First nationality		
Value	Label	Cases	Percentage
96000	FRANCE	8	0.5%
99304	GAMBIA	1	0.1%
99327	BENIN	4	0.2%
99330	GUINEA	8	0.5%
99335	MALI	7	0.4%
99336	MAURITANIA	4	0.2%
99341	SENEGAL	1617	97.2%
99345	TOGO	1	0.1%
99389	WESTERN 'SAHARA	1	0.1%
99392	GUINEA BISSAU	7	0.4%
99396	CAPE VERDE	5	0.3%
99399	DJIBOUTI	1	0.1%
Sysmiss		4	

File : sn_qb_general

q13_1: Mother nationality 1

Warning: these figures indicate the number of cases found in the data file. They cannot be interpreted as summary statistics of the population of interest.

q13_2: Mother nationality 2

Information [Type= discrete] [Format=numeric] [Range= 7777-99527] [Missing=*]

Statistics [NW/ W] [Valid=23 /-] [Invalid=1645 /-]

Literal question Q13. And what was or were your mother's nationalities?
Second nationality

Value	Label	Cases	Percentage
96000	FRANCE	2	8.7%
99127	ITALY	1	4.3%
99205	LEBANON	1	4.3%
99330	GUINEA	3	13.0%
99335	MALI	1	4.3%
99336	MAURITANIA	3	13.0%
99341	SENEGAL	12	52.2%
Sysmiss		1645	

Warning: these figures indicate the number of cases found in the data file. They cannot be interpreted as summary statistics of the population of interest.

q13_3: Mother nationality 3

Information [Type= discrete] [Format=numeric] [Range= 7777-99527] [Missing=*]

Statistics [NW/ W] [Valid=1 /-] [Invalid=1667 /-]

Literal question Q13. And what was or were your mother's nationalities?
Third nationality

Value	Label	Cases	Percentage
96000	FRANCE	1	100.0%
Sysmiss		1667	

Warning: these figures indicate the number of cases found in the data file. They cannot be interpreted as summary statistics of the population of interest.

q14: Is she alive

Information [Type= discrete] [Format=numeric] [Range= 0-1] [Missing=*]

Statistics [NW/ W] [Valid=1667 /-] [Invalid=1 /-]

Literal question Q14. Is she alive?

Value	Label	Cases	Percentage
0	No	547	32.8%
1	Yes	1120	67.2%
Sysmiss		1	

Warning: these figures indicate the number of cases found in the data file. They cannot be interpreted as summary statistics of the population of interest.

q14a: Year of mother death

Information [Type= discrete] [Format=numeric] [Range= 1940-9999] [Missing=*]

Statistics [NW/ W] [Valid=522 /-] [Invalid=1146 /-]

Universe If q14 in 0

Literal question Q14A. In which year did she die?

Value	Label	Cases	Percentage
1940		1	0.2%
1942		1	0.2%

File : sn_qb_general

q14a: Year of mother death

Value	Label	Cases	Percentage
1943		1	0.2%
1944		1	0.2%
1945		1	0.2%
1946		1	0.2%
1947		1	0.2%
1949		2	0.4%
1953		3	0.6%
1955		3	0.6%
1957		1	0.2%
1958		1	0.2%
1959		1	0.2%
1960		6	1.1%
1962		1	0.2%
1963		1	0.2%
1964		3	0.6%
1965		4	0.8%
1966		1	0.2%
1967		2	0.4%
1968		3	0.6%
1969		2	0.4%
1970		4	0.8%
1971		4	0.8%
1972		3	0.6%
1973		4	0.8%
1974		2	0.4%
1975		6	1.1%
1976		6	1.1%
1977		5	1.0%
1978		13	2.5%
1979		3	0.6%
1980		14	2.7%
1981		8	1.5%
1982		10	1.9%
1983		12	2.3%
1984		8	1.5%
1985		6	1.1%
1986		9	1.7%
1987		9	1.7%
1988		10	1.9%
1989		8	1.5%
1990		12	2.3%
1991		1	0.2%
1992		12	2.3%

File : sn_qb_general

q14a: Year of mother death

Value	Label	Cases	Percentage
1993		16	3.1%
1994		12	2.3%
1995		14	2.7%
1996		9	1.7%
1997		18	3.4%
1998		26	5.0%
1999		19	3.6%
2000		23	4.4%
2001		26	5.0%
2002		32	6.1%
2003		22	4.2%
2004		18	3.4%
2005		21	4.0%
2006		13	2.5%
2007		27	5.2%
2008		16	3.1%
Sysmiss		1146	

Warning: these figures indicate the number of cases found in the data file. They cannot be interpreted as summary statistics of the population of interest.

q17p: Has your father already lived for at least a year abroad

Information	[Type= discrete] [Format=numeric] [Range= 0-1] [Missing=*]
Statistics [NW/ W]	[Valid=1666 /-] [Invalid=2 /-]
Pre-question	FAMILY MEMBERS AND PERSONAL NETWORK MIGRATIONS Now I would like to talk with you about the countries where your family members or the members of your personal network have lived... Since you were born:
Literal question	Q17P. Has your father already lived for at least a year outside Senegal?

Value	Label	Cases	Percentage
0	No	1443	86.6%
1	Yes	223	13.4%
Sysmiss		2	

Warning: these figures indicate the number of cases found in the data file. They cannot be interpreted as summary statistics of the population of interest.

q17m: Has your mother already lived for at least a year abroad

Information	[Type= discrete] [Format=numeric] [Range= 0-1] [Missing=*]
Statistics [NW/ W]	[Valid=1668 /-] [Invalid=0 /-]
Literal question	Q17M. And has your mother already lived for at least a year outside Senegal?

Value	Label	Cases	Percentage
0	No	1562	93.6%
1	Yes	106	6.4%

Warning: these figures indicate the number of cases found in the data file. They cannot be interpreted as summary statistics of the population of interest.

q17f: Has your brother(s) already lived for at least a year abroad

Information	[Type= discrete] [Format=numeric] [Range= 0-1] [Missing=*]
--------------------	--

File : sn_qb_general

q17f: Has your brother(s) already lived for at least a year abroad

Statistics [NW/ W] [Valid=1668 /-] [Invalid=0 /-]

Literal question Q17F. And one or several of your brothers, have they already lived for at least a year outside Senegal?

Value	Label	Cases	Percentage
0	No brother	31	1.9%
1	Yes	704	42.2%
2	No	933	55.9%

Warning: these figures indicate the number of cases found in the data file. They cannot be interpreted as summary statistics of the population of interest.

q17nf: How many brothers already lived for at least a year abroad

Information [Type= continuous] [Format=numeric] [Range= 1-8] [Missing=*]

Statistics [NW/ W] [Valid=704 /-] [Invalid=964 /-] [Mean=1.616 /-] [StdDev=0.956 /-]

Universe If q17f in 1

Literal question Q17nF. How many?

q17s: Has your sister(s) already lived for at least a year abroad

Information [Type= discrete] [Format=numeric] [Range= 0-1] [Missing=*]

Statistics [NW/ W] [Valid=1667 /-] [Invalid=1 /-]

Literal question Q17S. And one or several of your sisters?

Value	Label	Cases	Percentage
0	No sister	40	2.4%
1	Yes	350	21.0%
2	No	1277	76.6%
Sysmiss		1	

Warning: these figures indicate the number of cases found in the data file. They cannot be interpreted as summary statistics of the population of interest.

q17ns: How many sisters already lived for at least a year abroad

Information [Type= continuous] [Format=numeric] [Range= 1-13] [Missing=*]

Statistics [NW/ W] [Valid=350 /-] [Invalid=1318 /-] [Mean=1.543 /-] [StdDev=1.103 /-]

Universe If q17s in 1

Literal question Q17nS. How many?

q17c: Has your (previous) partner already lived for at least a year abroad

Information [Type= discrete] [Format=numeric] [Range= 0-9999] [Missing=*]

Statistics [NW/ W] [Valid=1667 /-] [Invalid=1 /-]

Literal question Q17C. And one of your partners or previous partners, have they already lived for at least a year outside Senegal?

Value	Label	Cases	Percentage
0	No partner	112	6.7%
1	Yes	575	34.5%
2	No	980	58.8%
Sysmiss		1	

Warning: these figures indicate the number of cases found in the data file. They cannot be interpreted as summary statistics of the population of interest.

# q17nc: How many (previous) partners already lived for at least a year abroad			
Information	[Type= continuous] [Format=numeric] [Range= 1-6] [Missing=*]		
Statistics [NW/ W]	[Valid=575 /-] [Invalid=1093 /-] [Mean=1.123 /-] [StdDev=0.442 /-]		
Universe	If q17c in 1		
Literal question	Q17nC. How many?		
# q17e: Has your child(ren) already lived for at least a year abroad			
Information	[Type= discrete] [Format=numeric] [Range= 0-9999] [Missing=*]		
Statistics [NW/ W]	[Valid=1668 /-] [Invalid=0 /-]		
Literal question	Q17E. And one or several of your children?		
Value	Label	Cases	Percentage
0	No child	192	11.5%
1	Yes	396	23.7%
2	No	1080	64.7%
<i>Warning: these figures indicate the number of cases found in the data file. They cannot be interpreted as summary statistics of the population of interest.</i>			
# q17ne: How many children already lived for at least a year abroad			
Information	[Type= continuous] [Format=numeric] [Range= 1-11] [Missing=*]		
Statistics [NW/ W]	[Valid=396 /-] [Invalid=1272 /-] [Mean=2.215 /-] [StdDev=1.497 /-]		
Universe	If q17e in 1		
Literal question	Q17nE. How many?		
# q17a: Has other relative/friend already lived for at least a year abroad			
Information	[Type= discrete] [Format=numeric] [Range= 0-1] [Missing=*]		
Statistics [NW/ W]	[Valid=1667 /-] [Invalid=1 /-]		
Literal question	Q17A. And other relatives or close friends you could count on, or could have counted on to take you in, or help you to migrate out of Senegal?		
Value	Label	Cases	Percentage
0	No	959	57.5%
1	Yes	708	42.5%
Sysmiss		1	
<i>Warning: these figures indicate the number of cases found in the data file. They cannot be interpreted as summary statistics of the population of interest.</i>			
# q17na: How many other relatives/friends already lived for at least a year abroad			
Information	[Type= continuous] [Format=numeric] [Range= 1-11] [Missing=*]		
Statistics [NW/ W]	[Valid=708 /-] [Invalid=960 /-] [Mean=2.049 /-] [StdDev=1.43 /-]		
Universe	If q17a in 1		
Literal question	Q17nA. How many?		
# q17t: Total			
Information	[Type= continuous] [Format=numeric] [Range= 0-21] [Missing=*]		
Statistics [NW/ W]	[Valid=1668 /-] [Invalid=0 /-] [Mean=2.992 /-] [StdDev=2.807 /-]		
Literal question	Q17T. Total:		
Post-question	- If Q17T = 0 (No member of the family or the personal network lived outside Senegal for at least one year) => Go to RELATIONSHIPS MODULE Page 10 - Otherwise => Describe the trajectory of each person, NEXT PAGE		
# q100: Number of partnerships			
Information	[Type= continuous] [Format=numeric] [Range= 0-9999] [Missing=*]		

# q100: Number of partnerships			
Statistics [NW/ W]	[Valid=1665 /-] [Invalid=3 /-] [Mean=1.249 /-] [StdDev=0.894 /-]		
Source	Interviewer		
Pre-question	MODULE: RELATIONSHIPS I WOULD NOW LIKE TO ASK YOU SOME MORE QUESTIONS ABOUT YOUR RELATIONSHIPS.		
Literal question	100. You have had _ _ relationships.		
Interviewer's instructions	Count in the AGEVEN (column 2.1) the number of periods of relationship.		
# q200: Number of children			
Information	[Type= continuous] [Format=numeric] [Range= 0-9999] [Missing=*]		
Statistics [NW/ W]	[Valid=1524 /-] [Invalid=144 /-] [Mean=2.465 /-] [StdDev=2.7 /-]		
Source	Interviewer		
Pre-question	MODULE: CHILDREN		
Literal question	200.		
Post-question	NOW I WOULD LIKE TO ASK A FEW QUESTIONS ABOUT THE CHILDREN WE MENTIONED BEFORE. SO YOUR FIRST CHILD IS...		
Interviewer's instructions	Count the number of children in AGEVEN (column 2.2): _ _ children. Don't call Ego again about the number of children.		
# q300: Number of houses			
Information	[Type= continuous] [Format=numeric] [Range= 1-9999] [Missing=*]		
Statistics [NW/ W]	[Valid=1483 /-] [Invalid=185 /-] [Mean=3.832 /-] [StdDev=2.172 /-]		
Source	Interviewer		
Pre-question	MODULE: HOUSING HISTORY LET'S COME BACK TO THE HOUSES WHERE YOU HAVE LIVED.		
Literal question	300. YOU HAVE THUS LIVED IN _ _ HOUSES.		
Interviewer's instructions	Count in the AGEVEN (column 3.1)		
# q18: Which is the last school year you attended			
Information	[Type= discrete] [Format=numeric] [Range= 0-2147483624] [Missing=*]		
Statistics [NW/ W]	[Valid=1664 /-] [Invalid=4 /-]		
Literal question	Q18. Let's talk about your studies: Which is the last school year you attended?		
Post-question	If q18 in 0, 1, 2, 3, 4, 5, 6, 7 => Go to the "Activity" module		
Interviewer's instructions	- If EGO has no formal education: Encircle the code 00 below - If EGO has some formal education: Encircle the corresponding code		
Value	Label	Cases	Percentage
0	None	406	24.4%
1	Pre-school (nursery school)	4	0.2%
2	Pre-school	19	1.1%
3	First year primary	22	1.3%
4	2nd year primary	44	2.6%
5	3rd year primary	54	3.2%
6	4th year primary	53	3.2%
7	5th year primary	303	18.2%
8	1st year secondary	47	2.8%
9	2nd year secondary	45	2.7%
10	3rd year secondary	62	3.7%

q18: Which is the last school year you attended

Value	Label	Cases	Percentage
11	4th year secondary	179	10.8%
12	1st year high school	59	3.5%
13	2nd year high school	54	3.2%
14	Final year high school	96	5.8%
15	1st year (DEUG1 or equivalent) / BTS1	27	1.6%
16	2nd year (DEUG2 or equivalent) / BTS2	60	3.6%
17	3rd year (BA or equivalent)	32	1.9%
18	4th year (MA or equivalent)	36	2.2%
19	5th year (DESS,DEA or equivalent)	36	2.2%
20	6th year (PhD studies)	26	1.6%
Sysmiss		4	

Warning: these figures indicate the number of cases found in the data file. They cannot be interpreted as summary statistics of the population of interest.

q19: Do you have a diploma

Information	[Type= discrete] [Format=numeric] [Range= 0-1] [Missing=*]
Statistics [NW/ W]	[Valid=769 /-] [Invalid=899 /-]
Universe	If q18 in 8, 9, 10, 11, 12, 13, 14, 15, 16, 17, 18, 19, 20
Literal question	Q19. Do you have a diploma?

Value	Label	Cases	Percentage
0	No	97	12.6%
1	Yes	672	87.4%
Sysmiss		899	

Warning: these figures indicate the number of cases found in the data file. They cannot be interpreted as summary statistics of the population of interest.

q19d: Which is the highest diploma you have attained

Information	[Type= discrete] [Format=character] [Missing=*.b/.]
Statistics [NW/ W]	[Valid=666 /-] [Invalid=1002 /-]
Universe	If q18 in 8, 9, 10, 11, 12, 13, 14, 15, 16, 17, 18, 19, 20 If q19 in 1
Literal question	Q19D. Which is the highest diploma you have attained? Plain text answer

Value	Label	Cases	Percentage
1ere annee (DEUG 1 ou equivalent)/BTS 1		13	2.0%
1ere/BEP 2		20	3.0%
2eme annee (DEUG 2 ou equivalent)/BTS 2		43	6.5%
2nde/BEP 1		17	2.6%
3eme annee (Licence ou equivalent)		33	5.0%
3eme/CAP 1		101	15.2%
4eme annee (Maitrise ou equivalent)		10	1.5%

q19d: Which is the highest diploma you have attained

Value	Label	Cases	Percentage
4eme/CAP 1		24	3.6%
5eme annee (DESS, DEA ou equivalent)		39	5.9%
6eme annee et + (doctorat...)		16	2.4%
Agent Administratif		1	0.2%
Analyste Programmeur		2	0.3%
Animatrice de Halte Garderie		1	0.2%
Architecte		1	0.2%
Assistante Sociale		1	0.2%
Attache de Vente		1	0.2%
Auxiliaire Puericultrice		1	0.2%
Auxiliaire de Vie		1	0.2%
Batiment		1	0.2%
Bepi		1	0.2%
CAECEM-Certificat d'Aptitude a l'Enseignement des Colleges d'Enseignement Moyen		1	0.2%
Cadre Superieur de Gendarmerie		1	0.2%
Caem		1	0.2%
Certificat Arabe		1	0.2%
Certificat Arabe Francais		3	0.5%
Certificat D Etude/ Diplome De L'Armee "Grand Sergent"		1	0.2%
Coiffeur		1	0.2%
Commerce International		1	0.2%
Comptable		10	1.5%
Cours Moyen 2 CM2		133	20.0%
Couture		2	0.3%
D T S		1	0.2%
DTS Commerce International (Diplome Technicien Superieur)		1	0.2%

q19d: Which is the highest diploma you have attained

Value	Label	Cases	Percentage
DTS Informatique (Diplome Technicien Superieur)		1	0.2%
DTS Sante (Diplome Technicien Superieur)		1	0.2%
Diploma Universitario		3	0.5%
Economie et Commerce		1	0.2%
Educateur Specialise		1	0.2%
Electricien		1	0.2%
Gestion Marketing		1	0.2%
Infirmier		4	0.6%
Informatique		1	0.2%
Ingenieur		4	0.6%
Ingenieur Polytechnicien		1	0.2%
Mecanique Aeronautique		1	0.2%
Mecanographe		1	0.2%
Regie Technique		1	0.2%
Sage femme		2	0.3%
Secetaire		4	0.6%
Soin de Sante Croix Rouge		1	0.2%
Specializzazione Aierofotogrameri		1	0.2%
Terminal/BAC		151	22.7%
Transitaire		1	0.2%
.		996	
.b		6	

Warning: these figures indicate the number of cases found in the data file. They cannot be interpreted as summary statistics of the population of interest.

q19d_c1: Highest diploma level 1

Information	[Type= discrete] [Format=numeric] [Range= 1-4] [Missing=*]
Statistics [NW/ W]	[Valid=672 /-] [Invalid=996 /-]
Universe	If q18 in 8, 9, 10, 11, 12, 13, 14, 15, 16, 17, 18, 19, 20 If q19 in 1
Literal question	Q19D. Which is the highest diploma you have attained? Recoded diploma 1
Notes	Coded variable on highest diploma from the open question q19d

Value	Label	Cases	Percentage
1	Primary education degree	164	24.4%
2	Secondary education degree	309	46.0%

# q19d_c1: Highest diploma level 1			
Value	Label	Cases	Percentage
3	Tertiary education degree	190	28.3%
4	Other degree (vocational, etc)	9	1.3%
Sysmiss		996	
<i>Warning: these figures indicate the number of cases found in the data file. They cannot be interpreted as summary statistics of the population of interest.</i>			
# q19d_c2: Highest diploma level 2			
Information	[Type= discrete] [Format=numeric] [Range= 4-40] [Missing=*]		
Statistics [NW/ W]	[Valid=672 /-] [Invalid=996 /-]		
Universe	If q18 in 8, 9, 10, 11, 12, 13, 14, 15, 16, 17, 18, 19, 20 If q19 in 1		
Literal question	Q19D. Which is the highest diploma you have attained? Recorded diploma 2		
Notes	Coded variable on highest diploma from the open question q19d		
Value	Label	Cases	Percentage
11	Primary education degree	164	24.4%
21	Lower secondary education degree	130	19.3%
22	Upper secondary education degree	179	26.6%
31	First stage of tertiary education	111	16.5%
32	Second stage of tertiary education	61	9.1%
33	PhD	18	2.7%
40	Other degree (vocational, etc)	9	1.3%
Sysmiss		996	
<i>Warning: these figures indicate the number of cases found in the data file. They cannot be interpreted as summary statistics of the population of interest.</i>			
# q400: Number of activite/inactivite periods			
Information	[Type= continuous] [Format=numeric] [Range= 1-9999] [Missing=*]		
Statistics [NW/ W]	[Valid=1480 /-] [Invalid=188 /-] [Mean=3.947 /-] [StdDev=1.719 /-]		
Source	Interviewer		
Pre-question	MODULE – PERIODS OF ACTIVITY AND INACTIVITY LET'S TALK IN SOME DETAIL ABOUT THOSE DIFFERENT PERIODS OF ACTIVITY AND INACTIVITY...		
Literal question	400.		
Interviewer's instructions	Count (column 5) the different periods in the AGEVEN: __ WITHOUT FORGETTING THE SCHOOLING AND ECONOMICALLY INACTIVE PERIODS.		
# q20pa: Current plots of land			
Information	[Type= continuous] [Format=numeric] [Range= 0-9999] [Missing=*]		
Statistics [NW/ W]	[Valid=1667 /-] [Invalid=1 /-] [Mean=0.212 /-] [StdDev=0.561 /-]		
Pre-question	MODULE: HISTORY OF ASSETS AND BUSINESSES OWNED IN SENEGAL AND ELSEWHERE Now we will talk about the assets or businesses that you may have bought over your lifetime, or that you may have received or inherited from somebody.		
Literal question	1. Are you currently owner... ...of one or several plots of land in Senegal or elsewhere (agricultural land, building plot, or under construction)		
Interviewer's instructions	If "Yes" => How many? If "No" => Note 00		
# q20la: Current house units			
Information	[Type= continuous] [Format=numeric] [Range= 0-9999] [Missing=*]		

# q20la: Current house units	
Statistics [NW/ W]	[Valid=1668 /-] [Invalid=0 /-] [Mean=0.227 /-] [StdDev=0.529 /-]
Literal question	1. Are you currently owner... ...of one or several house units in Senegal or elsewhere (house, apartment...)
Interviewer's instructions	If "Yes" => How many? If "No" => Note 00
# q20ca: Current business, venture, commercial premises	
Information	[Type= continuous] [Format=numeric] [Range= 0-9999] [Missing=*]
Statistics [NW/ W]	[Valid=1668 /-] [Invalid=0 /-] [Mean=0.0833 /-] [StdDev=0.313 /-]
Literal question	1. Are you currently owner... ...of a business, venture, commercial premises even on a rental basis, in Senegal or elsewhere (shop, workshop, taxis...)
Interviewer's instructions	If "Yes" => How many? If "No" => Note 00
# q20ta: Total current	
Information	[Type= continuous] [Format=numeric] [Range= 0-8] [Missing=*]
Statistics [NW/ W]	[Valid=1668 /-] [Invalid=0 /-] [Mean=0.527 /-] [StdDev=0.96 /-]
Literal question	Total (current)
# q20pp: Past plots of land	
Information	[Type= continuous] [Format=numeric] [Range= 0-9999] [Missing=*]
Statistics [NW/ W]	[Valid=1668 /-] [Invalid=0 /-] [Mean=0.0336 /-] [StdDev=0.202 /-]
Literal question	2. And in the past, have you been owner, in Senegal or elsewhere,of plots that you don't own anymore?
Interviewer's instructions	If "Yes" => How many? If "No" => Note 00
# q20lp: Past house units	
Information	[Type= continuous] [Format=numeric] [Range= 0-9999] [Missing=*]
Statistics [NW/ W]	[Valid=1668 /-] [Invalid=0 /-] [Mean=0.0156 /-] [StdDev=0.124 /-]
Literal question	2. And in the past, have you been owner, in Senegal or elsewhere,of house units that you don't own anymore?
Interviewer's instructions	If "Yes" => How many? If "No" => Note 00
# q20cp: Past business, venture, commercial premises	
Information	[Type= continuous] [Format=numeric] [Range= 0-9999] [Missing=*]
Statistics [NW/ W]	[Valid=1668 /-] [Invalid=0 /-] [Mean=0.042 /-] [StdDev=0.221 /-]
Literal question	2. And in the past, have you been owner, in Senegal or elsewhere,of a business, a venture, commercial premises even on a rental basis that you don't own anymore?
Interviewer's instructions	If "Yes" => How many? If "No" => Note 00
# q20tp: Total past	
Information	[Type= continuous] [Format=numeric] [Range= 0-3] [Missing=*]
Statistics [NW/ W]	[Valid=1668 /-] [Invalid=0 /-] [Mean=0.0911 /-] [StdDev=0.35 /-]
Literal question	Total (past)
# q20tot: Total current and past assets	
Information	[Type= continuous] [Format=numeric] [Range= 0-9999] [Missing=*]

# q20tot: Total current and past assets			
Statistics [NW/ W]	[Valid=1668 /-] [Invalid=0 /-] [Mean=0.618 /-] [StdDev=1.084 /-]		
Literal question	Total (all)		
Post-question	If NO ASSET (Q20TOT = 0) => Go to TRANSFERS, Page 32 Otherwise => Fill out one column per owned asset		
# q21: Money transfers			
Information	[Type= discrete] [Format=numeric] [Range= 0-1] [Missing=*]		
Statistics [NW/ W]	[Valid=1668 /-] [Invalid=0 /-]		
Pre-question	TRANSFERS		
Literal question	Q21. Have there been periods at any time of your life during which you used to send regularly money to somebody who was living in a different country from the one where you were at the time (for example, from Senegal to Morocco, from France to Senegal, from Spain to Italy...)?		
Value	Label	Cases	Percentage
0	No	1091	65.4%
1	Yes	577	34.6%
<i>Warning: these figures indicate the number of cases found in the data file. They cannot be interpreted as summary statistics of the population of interest.</i>			
# q22: International migration attempts			
Information	[Type= discrete] [Format=numeric] [Range= 0-1] [Missing=*]		
Statistics [NW/ W]	[Valid=1668 /-] [Invalid=0 /-]		
Pre-question	INTERNATIONAL MIGRATION ATTEMPTS		
Literal question	Q22. We have already talked about the places where you lived for at least one year. But have you ever undertaken concrete steps in order to leave and settle in a different country, without, however, having so far been successful in getting there?		
Post-question	If q22 in 0 => Go to STAYS OF LESS THAN 1 YEAR, page 36		
Value	Label	Cases	Percentage
0	No	1486	89.1%
1	Yes	182	10.9%
<i>Warning: these figures indicate the number of cases found in the data file. They cannot be interpreted as summary statistics of the population of interest.</i>			
# q22p_1: 1st country EGO wanted to go			
Information	[Type= discrete] [Format=numeric] [Range= 7777-99527] [Missing=*]		
Statistics [NW/ W]	[Valid=182 /-] [Invalid=1486 /-]		
Universe	If q22 in 1		
Literal question	Q22. We have already talked about the places where you lived for at least one year. But have you ever undertaken concrete steps in order to leave and settle in a different country, without, however, having so far been successful in getting there? If "Yes" => To which countries did you want to go? First answer		
Interviewer's instructions	List the countries		
Value	Label	Cases	Percentage
96000	FRANCE	41	22.5%
99104	SWEDEN	1	0.5%
99109	GERMANY	6	3.3%
99126	GREECE	1	0.5%
99127	ITALY	27	14.8%
99131	BELGIUM	3	1.6%
99132	UNITED KINGDOM	5	2.7%
99134	SPAIN	34	18.7%

q22p_1: 1st country EGO wanted to go

Value	Label	Cases	Percentage
99139	PORTUGAL	4	2.2%
99140	SWITZERLAND	1	0.5%
99303	SOUTH AFRICA	1	0.5%
99304	GAMBIA	1	0.5%
99314	EQUATORIAL GUINEA	1	0.5%
99326	COTE DIVOIRE	2	1.1%
99328	GABON	2	1.1%
99336	MAURITANIA	2	1.1%
99341	SENEGAL	1	0.5%
99343	SUDAN	1	0.5%
99350	MOROCCO	1	0.5%
99392	GUINEA BISSAU	1	0.5%
99401	CANADA	10	5.5%
99404	UNITED STATES	36	19.8%
Sysmiss		1486	

Warning: these figures indicate the number of cases found in the data file. They cannot be interpreted as summary statistics of the population of interest.

q22p_2: 2nd country EGO wanted to go

Information	[Type= discrete] [Format=numeric] [Range= 7777-99527] [Missing=*]
Statistics [NW/ W]	[Valid=36 /-] [Invalid=1632 /-]
Universe	If q22 in 1
Literal question	Q22. We have already talked about the places where you lived for at least one year. But have you ever undertaken concrete steps in order to leave and settle in a different country, without, however, having so far been successful in getting there? If "Yes" => To which countries did you want to go? Second answer
Interviewer's instructions	List the countries

Value	Label	Cases	Percentage
96000	FRANCE	5	13.9%
99127	ITALY	7	19.4%
99132	UNITED KINGDOM	2	5.6%
99134	SPAIN	7	19.4%
99139	PORTUGAL	1	2.8%
99201	SAUDI ARABIA	1	2.8%
99247	UNITED ARAB EMIRATES	1	2.8%
99304	GAMBIA	1	2.8%
99326	COTE DIVOIRE	1	2.8%
99328	GABON	1	2.8%
99331	BURKINA FASO	1	2.8%
99401	CANADA	1	2.8%
99404	UNITED STATES	6	16.7%
99501	AUSTRALIA	1	2.8%
Sysmiss		1632	

Warning: these figures indicate the number of cases found in the data file. They cannot be interpreted as summary statistics of the population of interest.

q22p_3: 3rd country EGO wanted to go

Information	[Type= discrete] [Format=numeric] [Range= 7777-99527] [Missing=*]
Statistics [NW/ W]	[Valid=10 /-] [Invalid=1658 /-]

# q22p_3: 3rd country EGO wanted to go			
Universe	If q22 in 1		
Literal question	Q22. We have already talked about the places where you lived for at least one year. But have you ever undertaken concrete steps in order to leave and settle in a different country, without, however, having so far been successful in getting there? If "Yes" => To which countries did you want to go? Third answer		
Interviewer's instructions	List the countries		
Value	Label	Cases	Percentage
99109	GERMANY	1	10.0%
99127	ITALY	1	10.0%
99134	SPAIN	2	20.0%
99136	IRELAND or EIRE	1	10.0%
99328	GABON	1	10.0%
99335	MALI	1	10.0%
99404	UNITED STATES	2	20.0%
99416	BRAZIL	1	10.0%
Sysmiss		1658	
<i>Warning: these figures indicate the number of cases found in the data file. They cannot be interpreted as summary statistics of the population of interest.</i>			
# q22p_4: 4th country EGO wanted to go			
Information	[Type= discrete] [Format=numeric] [Range= 96000-99527] [Missing=*]		
Statistics [NW/ W]	[Valid=3 /-] [Invalid=1665 /-]		
Universe	If q22 in 1		
Literal question	Q22. We have already talked about the places where you lived for at least one year. But have you ever undertaken concrete steps in order to leave and settle in a different country, without, however, having so far been successful in getting there? If "Yes" => To which countries did you want to go? Fourth answer		
Interviewer's instructions	List the countries		
Value	Label	Cases	Percentage
96000	FRANCE	1	33.3%
99122	POLAND	1	33.3%
99335	MALI	1	33.3%
Sysmiss		1665	
<i>Warning: these figures indicate the number of cases found in the data file. They cannot be interpreted as summary statistics of the population of interest.</i>			
# q22p_5: 5th country EGO wanted to go			
Information	[Type= discrete] [Format=numeric] [Range= 96000-99527] [Missing=*]		
Statistics [NW/ W]	[Valid=1 /-] [Invalid=1667 /-]		
Universe	If q22 in 1		
Literal question	Q22. We have already talked about the places where you lived for at least one year. But have you ever undertaken concrete steps in order to leave and settle in a different country, without, however, having so far been successful in getting there? If "Yes" => To which countries did you want to go? Fifth answer		
Interviewer's instructions	List the countries		
Value	Label	Cases	Percentage
99326	IVORY COAST	1	100.0%
Sysmiss		1667	
<i>Warning: these figures indicate the number of cases found in the data file. They cannot be interpreted as summary statistics of the population of interest.</i>			

# q22p_6: 6th country EGO wanted to go			
Information	[Type= discrete] [Format=numeric] [Range= 96000-99527] [Missing=*]		
Statistics [NW/ W]	[Valid=1 /-] [Invalid=1667 /-]		
Universe	If q22 in 1		
Literal question	Q22. We have already talked about the places where you lived for at least one year. But have you ever undertaken concrete steps in order to leave and settle in a different country, without, however, having so far been successful in getting there? If "Yes" => To which countries did you want to go? Sixth answer		
Interviewer's instructions	List the countries		
Value	Label	Cases	Percentage
99132	UNITED KINGDOM	1	100.0%
Sysmiss		1667	
<i>Warning: these figures indicate the number of cases found in the data file. They cannot be interpreted as summary statistics of the population of interest.</i>			
# q800: Number of migration attempts			
Information	[Type= continuous] [Format=numeric] [Range= 0-9999] [Missing=*]		
Statistics [NW/ W]	[Valid=1667 /-] [Invalid=1 /-] [Mean=0.142 /-] [StdDev=0.465 /-]		
Source	Interviewer		
Pre-question	MODULE: MIGRATION ATTEMPTS		
Literal question	800. I WOULD LIKE TO ASK YOU SOME MORE QUESTIONS ABOUT THE COUNTRIES TO WHICH YOU WOULD HAVE LIKED TO GO, BUT YOUR MIGRATION PLANS HAVE NOT (OR NOT YET) BEEN REALIZED.		
Interviewer's instructions	Count in the AGEVEN and write down the number of periods during which Ego has undertaken steps to leave: _ _		
# q23: Stay of less than a year abroad			
Information	[Type= discrete] [Format=numeric] [Range= 0-1] [Missing=*]		
Statistics [NW/ W]	[Valid=1668 /-] [Invalid=0 /-]		
Pre-question	STAYS OF LESS THAN A YEAR OUTSIDE SENEGAL		
Literal question	Q23. And have you already stayed for periods of less than a year outside Senegal (but spending at least one night there)? This can also be a country where you have lived for a longer period at another time in your life.		
Post-question	If q23 in 0: - If Ego has already lived outside Senegal (column 3.2) => Module LONG AND SHORT STAYS OUTSIDE SENEGAL, page 37 - If Ego has never lived outside Senegal => END OF THE INTERVIEW; Note the time on page 50		
Value	Label	Cases	Percentage
0	No	1172	70.3%
1	Yes	496	29.7%
<i>Warning: these figures indicate the number of cases found in the data file. They cannot be interpreted as summary statistics of the population of interest.</i>			
# q23p_1: 1st country EGO stayed less than a year			
Information	[Type= discrete] [Format=numeric] [Range= 7777-99527] [Missing=*]		
Statistics [NW/ W]	[Valid=561 /-] [Invalid=1107 /-]		
Universe	If q23 in 1		
Literal question	Q23. And have you already stayed for periods of less than a year outside Senegal (but spending at least one night there)? This can also be a country where you have lived for a longer period at another time in your life. If "Yes" => In which countries have you stayed? First answer		
Interviewer's instructions	List the countries		
Value	Label	Cases	Percentage
96000	FRANCE	95	16.9%

q23p_1: 1st country EGO stayed less than a year

Value	Label	Cases	Percentage
99101	DENMARK	1	0.2%
99103	NORWAY	1	0.2%
99104	SWEDEN	1	0.2%
99109	GERMANY	8	1.4%
99114	ROMANIA	1	0.2%
99126	GREECE	1	0.2%
99127	ITALY	37	6.6%
99131	BELGIUM	12	2.1%
99132	UNITED KINGDOM	9	1.6%
99134	SPAIN	35	6.2%
99135	NETHERLANDS	2	0.4%
99139	PORTUGAL	4	0.7%
99140	SWITZERLAND	4	0.7%
99201	SAUDI ARABIA	18	3.2%
99205	LEBANON	1	0.2%
99208	TURKEY	8	1.4%
99222	JORDAN	1	0.2%
99247	UNITED ARAB EMIRATES	1	0.2%
99301	EGYPT	2	0.4%
99302	LIBERIA	2	0.4%
99304	GAMBIA	106	18.9%
99316	LIBYA	1	0.2%
99322	CAMEROON	2	0.4%
99326	COTE DIVOIRE	21	3.7%
99327	BENIN	4	0.7%
99328	GABON	3	0.5%
99329	GHANA	3	0.5%
99330	GUINEA	17	3.0%
99331	BURKINA FASO	6	1.1%
99335	MALI	42	7.5%
99336	MAURITANIA	50	8.9%
99337	NIGER	3	0.5%
99338	NIGERIA	3	0.5%
99340	RWANDA	1	0.2%
99342	SIERRA LEONE	1	0.2%
99344	CHAD	1	0.2%
99345	TOGO	1	0.2%
99350	MOROCCO	22	3.9%
99351	TUNISIA	2	0.4%
99352	ALGERIA	3	0.5%
99392	GUINEA BISSAU	14	2.5%
99396	CAPE VERDE	1	0.2%
99401	CANADA	1	0.2%
99404	UNITED STATES	9	1.6%
Sysmiss		1107	

q23p_1: 1st country EGO stayed less than a year

Warning: these figures indicate the number of cases found in the data file. They cannot be interpreted as summary statistics of the population of interest.

q23p_2: 2nd country EGO stayed less than a year

Information	[Type= discrete] [Format=numeric] [Range= 7777-99527] [Missing=*]
Statistics [NW/ W]	[Valid=276 /-] [Invalid=1392 /-]
Universe	If q23 in 1
Literal question	Q23. And have you already stayed for periods of less than a year outside Senegal (but spending at least one night there)? This can also be a country where you have lived for a longer period at another time in your life. If "Yes" => In which countries have you stayed? Second answer
Interviewer's instructions	List the countries

Value	Label	Cases	Percentage
96000	FRANCE	22	8.0%
99109	GERMANY	12	4.3%
99111	BULGARIA	1	0.4%
99112	HUNGARY	1	0.4%
99127	ITALY	20	7.2%
99130	ANDORRA	1	0.4%
99131	BELGIUM	11	4.0%
99132	UNITED KINGDOM	5	1.8%
99134	SPAIN	25	9.1%
99139	PORTUGAL	4	1.4%
99140	SWITZERLAND	8	2.9%
99201	SAUDI ARABIA	6	2.2%
99205	LEBANON	1	0.4%
99207	ISRAEL	1	0.4%
99208	TURKEY	2	0.7%
99217	JAPAN	2	0.7%
99302	LIBERIA	1	0.4%
99303	SOUTH AFRICA	1	0.4%
99304	GAMBIA	29	10.5%
99322	CAMEROON	1	0.4%
99324	CONGO	1	0.4%
99326	COTE DIVOIRE	12	4.3%
99327	BENIN	3	1.1%
99328	GABON	1	0.4%
99330	GUINEA	15	5.4%
99331	BURKINA FASO	5	1.8%
99332	KENYA	2	0.7%
99335	MALI	18	6.5%
99336	MAURITANIA	14	5.1%
99337	NIGER	1	0.4%
99338	NIGERIA	2	0.7%
99345	TOGO	2	0.7%
99350	MOROCCO	18	6.5%
99351	TUNISIA	4	1.4%
99352	ALGERIA	2	0.7%

q23p_2: 2nd country EGO stayed less than a year

Value	Label	Cases	Percentage
99392	GUINEA BISSAU	8	2.9%
99399	DJIBOUTI	1	0.4%
99401	CANADA	2	0.7%
99404	UNITED STATES	10	3.6%
99416	BRAZIL	1	0.4%
Sysmiss		1392	

Warning: these figures indicate the number of cases found in the data file. They cannot be interpreted as summary statistics of the population of interest.

q23p_3: 3rd country EGO stayed less than a year

Information	[Type= discrete] [Format=numeric] [Range= 7777-99527] [Missing=*]
Statistics [NW/ W]	[Valid=158 /-] [Invalid=1510 /-]
Universe	If q23 in 1
Literal question	Q23. And have you already stayed for periods of less than a year outside Senegal (but spending at least one night there)? This can also be a country where you have lived for a longer period at another time in your life. If "Yes" => In which countries have you stayed? Third answer
Interviewer's instructions	List the countries

Value	Label	Cases	Percentage
96000	FRANCE	10	6.3%
99109	GERMANY	8	5.1%
99110	AUSTRIA	2	1.3%
99115	CZECHOSLOVAKIA	1	0.6%
99126	GREECE	1	0.6%
99127	ITALY	11	7.0%
99131	BELGIUM	8	5.1%
99132	UNITED KINGDOM	2	1.3%
99134	SPAIN	16	10.1%
99135	NETHERLANDS	6	3.8%
99137	LUXEMBOURG	1	0.6%
99139	PORTUGAL	3	1.9%
99140	SWITZERLAND	6	3.8%
99205	LEBANON	2	1.3%
99208	TURKEY	1	0.6%
99217	JAPAN	1	0.6%
99219	THAILAND	2	1.3%
99230	HONG KONG	1	0.6%
99240	KUWAIT	1	0.6%
99247	UNITED ARAB EMIRATES	1	0.6%
99301	EGYPT	2	1.3%
99304	GAMBIA	15	9.5%
99322	CAMEROON	1	0.6%
99326	COTE D'IVOIRE	11	7.0%
99327	BENIN	5	3.2%
99329	GHANA	1	0.6%
99330	GUINEA	5	3.2%
99331	BURKINA FASO	5	3.2%

q23p_3: 3rd country EGO stayed less than a year

Value	Label	Cases	Percentage
99335	MALI	5	3.2%
99336	MAURITANIA	6	3.8%
99342	SIERRA LEONE	1	0.6%
99344	CHAD	1	0.6%
99345	TOGO	2	1.3%
99350	MOROCCO	4	2.5%
99351	TUNISIA	2	1.3%
99352	ALGERIA	1	0.6%
99392	GUINEA BISSAU	1	0.6%
99396	CAPE VERDE	1	0.6%
99404	UNITED STATES	4	2.5%
99419	COLOMBIA	1	0.6%
Sysmiss		1510	

Warning: these figures indicate the number of cases found in the data file. They cannot be interpreted as summary statistics of the population of interest.

q23p_4: 4th country EGO stayed less than a year

Information	[Type= discrete] [Format=numeric] [Range= 7777-99527] [Missing=*]
Statistics [NW/ W]	[Valid=109 /-] [Invalid=1559 /-]
Universe	If q23 in 1
Literal question	Q23. And have you already stayed for periods of less than a year outside Senegal (but spending at least one night there)? This can also be a country where you have lived for a longer period at another time in your life. If "Yes" => In which countries have you stayed? Fourth answer
Interviewer's instructions	List the countries

Value	Label	Cases	Percentage
96000	FRANCE	5	4.6%
99109	GERMANY	3	2.8%
99110	AUSTRIA	2	1.8%
99118	BOSNIA-HERZEGOVINA	1	0.9%
99122	POLAND	1	0.9%
99127	ITALY	4	3.7%
99131	BELGIUM	9	8.3%
99132	UNITED KINGDOM	4	3.7%
99134	SPAIN	3	2.8%
99135	NETHERLANDS	1	0.9%
99137	LUXEMBOURG	1	0.9%
99139	PORTUGAL	3	2.8%
99140	SWITZERLAND	9	8.3%
99201	SAUDI ARABIA	3	2.8%
99207	ISRAEL	1	0.9%
99232	MACAO	1	0.9%
99301	EGYPT	2	1.8%
99304	GAMBIA	7	6.4%
99312	CONGO (DEMOCRATIC REPUBLIC)	1	0.9%
99314	EQUATORIAL GUINEA	1	0.9%
99322	CAMEROON	4	3.7%

q23p_4: 4th country EGO stayed less than a year

Value	Label	Cases	Percentage
99326	COTE DIVOIRE	5	4.6%
99329	GHANA	3	2.8%
99330	GUINEA	5	4.6%
99331	BURKINA FASO	2	1.8%
99332	KENYA	1	0.9%
99335	MALI	3	2.8%
99336	MAURITANIA	3	2.8%
99337	NIGER	1	0.9%
99338	NIGERIA	2	1.8%
99345	TOGO	2	1.8%
99350	MOROCCO	7	6.4%
99351	TUNISIA	3	2.8%
99352	ALGERIA	1	0.9%
99396	CAPE VERDE	1	0.9%
99399	DJIBOUTI	1	0.9%
99404	UNITED STATES	2	1.8%
99407	CUBA	1	0.9%
Sysmiss		1559	

Warning: these figures indicate the number of cases found in the data file. They cannot be interpreted as summary statistics of the population of interest.

q23p_5: 5th country EGO stayed less than a year

Information	[Type= discrete] [Format=numeric] [Range= 7777-99527] [Missing=*]
Statistics [NW/ W]	[Valid=72 /-] [Invalid=1596 /-]
Universe	If q23 in 1
Literal question	Q23. And have you already stayed for periods of less than a year outside Senegal (but spending at least one night there)? This can also be a country where you have lived for a longer period at another time in your life. If "Yes" => In which countries have you stayed? Fifth answer
Interviewer's instructions	List the countries

Value	Label	Cases	Percentage
96000	FRANCE	2	2.8%
99103	NORWAY	1	1.4%
99109	GERMANY	3	4.2%
99110	AUSTRIA	2	2.8%
99111	BULGARIA	1	1.4%
99127	ITALY	3	4.2%
99131	BELGIUM	5	6.9%
99132	UNITED KINGDOM	1	1.4%
99134	SPAIN	2	2.8%
99135	NETHERLANDS	2	2.8%
99137	LUXEMBOURG	2	2.8%
99139	PORTUGAL	1	1.4%
99140	SWITZERLAND	2	2.8%
99201	SAUDI ARABIA	3	4.2%
99216	CHINA	1	1.4%
99247	UNITED ARAB EMIRATES	3	4.2%

q23p_5: 5th country EGO stayed less than a year

Value	Label	Cases	Percentage
99248	QATAR	1	1.4%
99304	GAMBIA	4	5.6%
99313	SPANISH PROVINCES OF AFRICA	1	1.4%
99322	CAMEROON	1	1.4%
99326	COTE DIVOIRE	2	2.8%
99327	BENIN	1	1.4%
99328	GABON	1	1.4%
99330	GUINEA	3	4.2%
99331	BURKINA FASO	1	1.4%
99335	MALI	5	6.9%
99336	MAURITANIA	2	2.8%
99337	NIGER	1	1.4%
99338	NIGERIA	1	1.4%
99350	MOROCCO	8	11.1%
99351	TUNISIA	3	4.2%
99352	ALGERIA	1	1.4%
99401	CANADA	1	1.4%
99404	UNITED STATES	1	1.4%
Sysmiss		1596	

Warning: these figures indicate the number of cases found in the data file. They cannot be interpreted as summary statistics of the population of interest.

q23p_6: 6th country EGO stayed less than a year

Information	[Type= discrete] [Format=numeric] [Range= 7777-99527] [Missing=*]
Statistics [NW/ W]	[Valid=54 /-] [Invalid=1614 /-]
Universe	If q23 in 1
Literal question	Q23. And have you already stayed for periods of less than a year outside Senegal (but spending at least one night there)? This can also be a country where you have lived for a longer period at another time in your life. If "Yes" => In which countries have you stayed? Sixth answer
Interviewer's instructions	List the countries

Value	Label	Cases	Percentage
96000	FRANCE	4	7.4%
99109	GERMANY	1	1.9%
99127	ITALY	2	3.7%
99131	BELGIUM	5	9.3%
99132	UNITED KINGDOM	1	1.9%
99134	SPAIN	2	3.7%
99205	LEBANON	1	1.9%
99208	TURKEY	5	9.3%
99301	EGYPT	1	1.9%
99303	SOUTH AFRICA	1	1.9%
99304	GAMBIA	3	5.6%
99324	CONGO	1	1.9%
99327	BENIN	1	1.9%
99328	GABON	1	1.9%
99330	GUINEA	1	1.9%

q23p_6: 6th country EGO stayed less than a year

Value	Label	Cases	Percentage
99331	BURKINA FASO	2	3.7%
99335	MALI	3	5.6%
99337	NIGER	1	1.9%
99338	NIGERIA	2	3.7%
99344	CHAD	1	1.9%
99350	MOROCCO	5	9.3%
99351	TUNISIA	2	3.7%
99352	ALGERIA	3	5.6%
99392	GUINEA BISSAU	1	1.9%
99401	CANADA	1	1.9%
99404	UNITED STATES	2	3.7%
99419	COLOMBIA	1	1.9%
Sysmiss		1614	

Warning: these figures indicate the number of cases found in the data file. They cannot be interpreted as summary statistics of the population of interest.

q23p_7: 7th country EGO stayed less than a year

Information	[Type= discrete] [Format=numeric] [Range= 7777-99527] [Missing=*]
Statistics [NW/ W]	[Valid=39 /-] [Invalid=1629 /-]
Universe	If q23 in 1
Literal question	Q23. And have you already stayed for periods of less than a year outside Senegal (but spending at least one night there)? This can also be a country where you have lived for a longer period at another time in your life. If "Yes" => In which countries have you stayed? Seventh answer
Interviewer's instructions	List the countries

Value	Label	Cases	Percentage
96000	FRANCE	2	5.1%
99109	GERMANY	5	12.8%
99127	ITALY	1	2.6%
99131	BELGIUM	1	2.6%
99132	UNITED KINGDOM	2	5.1%
99134	SPAIN	2	5.1%
99135	NETHERLANDS	1	2.6%
99140	SWITZERLAND	1	2.6%
99155	UKRAINE	1	2.6%
99216	CHINA	1	2.6%
99219	THAILAND	1	2.6%
99240	KUWAIT	1	2.6%
99304	GAMBIA	3	7.7%
99323	CENTRAL AFRICAN REPUBLIC	1	2.6%
99324	CONGO	1	2.6%
99326	COTE DIVOIRE	1	2.6%
99327	BENIN	1	2.6%
99330	GUINEA	1	2.6%
99331	BURKINA FASO	1	2.6%
99335	MALI	2	5.1%
99336	MAURITANIA	2	5.1%

# q23p_7: 7th country EGO stayed less than a year			
Value	Label	Cases	Percentage
99338	NIGERIA	1	2.6%
99351	TUNISIA	2	5.1%
99404	UNITED STATES	2	5.1%
99415	ARGENTINA	1	2.6%
99501	AUSTRALIA	1	2.6%
Sysmiss		1629	
<i>Warning: these figures indicate the number of cases found in the data file. They cannot be interpreted as summary statistics of the population of interest.</i>			
# q23p_8: 8th country EGO stayed less than a year			
Information	[Type= discrete] [Format=numeric] [Range= 7777-99527] [Missing=*]		
Statistics [NW/ W]	[Valid=25 /-] [Invalid=1643 /-]		
Universe	If q23 in 1		
Literal question	Q23. And have you already stayed for periods of less than a year outside Senegal (but spending at least one night there)? This can also be a country where you have lived for a longer period at another time in your life. If "Yes" => In which countries have you stayed? Eighth answer		
Interviewer's instructions	List the countries		
Value	Label	Cases	Percentage
96000	FRANCE	2	8.0%
99109	GERMANY	1	4.0%
99110	AUSTRIA	1	4.0%
99131	BELGIUM	1	4.0%
99140	SWITZERLAND	2	8.0%
99201	SAUDI ARABIA	2	8.0%
99222	JORDAN	1	4.0%
99223	INDIA	1	4.0%
99247	UNITED ARAB EMIRATES	1	4.0%
99304	GAMBIA	1	4.0%
99315	ETHIOPIA	1	4.0%
99322	CAMEROON	1	4.0%
99327	BENIN	2	8.0%
99328	GABON	1	4.0%
99335	MALI	1	4.0%
99336	MAURITANIA	2	8.0%
99338	NIGERIA	1	4.0%
99344	CHAD	1	4.0%
99350	MOROCCO	1	4.0%
99404	UNITED STATES	1	4.0%
Sysmiss		1643	
<i>Warning: these figures indicate the number of cases found in the data file. They cannot be interpreted as summary statistics of the population of interest.</i>			
# q23p_9: 9th country EGO stayed less than a year			
Information	[Type= discrete] [Format=numeric] [Range= 7777-99527] [Missing=*]		
Statistics [NW/ W]	[Valid=15 /-] [Invalid=1653 /-]		
Universe	If q23 in 1		
Literal question	Q23. And have you already stayed for periods of less than a year outside Senegal (but spending at least one night there)? This can also be a country where you have lived for a longer period at another time in your life.		

q23p_9: 9th country EGO stayed less than a year

If "Yes" => In which countries have you stayed?
Ninth answer

Interviewer's instructions List the countries

Value	Label	Cases	Percentage
96000	FRANCE	1	6.7%
99110	AUSTRIA	1	6.7%
99127	ITALY	1	6.7%
99139	PORTUGAL	1	6.7%
99201	SAUDI ARABIA	1	6.7%
99208	TURKEY	1	6.7%
99216	CHINA	1	6.7%
99239	KOREA (REPUBLIC OF)	1	6.7%
99303	SOUTH AFRICA	1	6.7%
99315	ETHIOPIA	1	6.7%
99326	COTE DIVOIRE	1	6.7%
99335	MALI	1	6.7%
99337	NIGER	1	6.7%
99345	TOGO	1	6.7%
99351	TUNISIA	1	6.7%
Sysmiss		1653	

Warning: these figures indicate the number of cases found in the data file. They cannot be interpreted as summary statistics of the population of interest.

q23p_10: 10th country EGO stayed less than a year

Information [Type= discrete] [Format=numeric] [Range= 7777-99527] [Missing=*]

Statistics [NW/ W] [Valid=13 /-] [Invalid=1655 /-]

Universe If q23 in 1

Literal question Q23. And have you already stayed for periods of less than a year outside Senegal (but spending at least one night there)? This can also be a country where you have lived for a longer period at another time in your life.
If "Yes" => In which countries have you stayed?
Tenth answer

Interviewer's instructions List the countries

Value	Label	Cases	Percentage
96000	FRANCE	4	30.8%
99135	NETHERLANDS	1	7.7%
99208	TURKEY	1	7.7%
99247	UNITED ARAB EMIRATES	1	7.7%
99301	EGYPT	1	7.7%
99316	LIBYA	1	7.7%
99331	BURKINA FASO	1	7.7%
99337	NIGER	1	7.7%
99395	ANGOLA	1	7.7%
99401	CANADA	1	7.7%
Sysmiss		1655	

Warning: these figures indicate the number of cases found in the data file. They cannot be interpreted as summary statistics of the population of interest.

q23p_11: 11th country EGO stayed less than a year

Information [Type= discrete] [Format=numeric] [Range= 7777-99527] [Missing=*]

Statistics [NW/ W] [Valid=9 /-] [Invalid=1659 /-]

# q23p_11: 11th country EGO stayed less than a year			
Universe	If q23 in 1		
Literal question	Q23. And have you already stayed for periods of less than a year outside Senegal (but spending at least one night there)? This can also be a country where you have lived for a longer period at another time in your life. If "Yes" => In which countries have you stayed? Eleventh answer		
Interviewer's instructions	List the countries		
Value	Label	Cases	Percentage
96000	FRANCE	1	11.1%
99110	AUSTRIA	1	11.1%
99131	BELGIUM	1	11.1%
99201	SAUDI ARABIA	1	11.1%
99216	CHINA	1	11.1%
99304	GAMBIA	1	11.1%
99318	SOMALIA	1	11.1%
99330	GUINEA	1	11.1%
99501	AUSTRALIA	1	11.1%
Sysmiss		1659	
<i>Warning: these figures indicate the number of cases found in the data file. They cannot be interpreted as summary statistics of the population of interest.</i>			
# q23p_12: 12th country EGO stayed less than a year			
Information	[Type= discrete] [Format=numeric] [Range= 7777-99527] [Missing=*]		
Statistics [NW/ W]	[Valid=8 /-] [Invalid=1660 /-]		
Universe	If q23 in 1		
Literal question	Q23. And have you already stayed for periods of less than a year outside Senegal (but spending at least one night there)? This can also be a country where you have lived for a longer period at another time in your life. If "Yes" => In which countries have you stayed? Twelfth answer		
Interviewer's instructions	List the countries		
Value	Label	Cases	Percentage
96000	FRANCE	1	12.5%
99137	LUXEMBOURG	1	12.5%
99140	SWITZERLAND	1	12.5%
99145	SLOVENIA	1	12.5%
99303	SOUTH AFRICA	1	12.5%
99335	MALI	1	12.5%
99351	TUNISIA	1	12.5%
99392	GUINEA BISSAU	1	12.5%
Sysmiss		1660	
<i>Warning: these figures indicate the number of cases found in the data file. They cannot be interpreted as summary statistics of the population of interest.</i>			
# q23p_13: 13th country EGO stayed less than a year			
Information	[Type= discrete] [Format=numeric] [Range= 7777-99527] [Missing=*]		
Statistics [NW/ W]	[Valid=3 /-] [Invalid=1665 /-]		
Universe	If q23 in 1		
Literal question	Q23. And have you already stayed for periods of less than a year outside Senegal (but spending at least one night there)? This can also be a country where you have lived for a longer period at another time in your life. If "Yes" => In which countries have you stayed? Thirteenth answer		

# q23p_13: 13th country EGO stayed less than a year			
Interviewer's instructions	List the countries		
Value	Label	Cases	Percentage
99109	GERMANY	1	33.3%
99127	ITALY	1	33.3%
99350	MOROCCO	1	33.3%
Sysmiss		1665	
<i>Warning: these figures indicate the number of cases found in the data file. They cannot be interpreted as summary statistics of the population of interest.</i>			
# q23p_14: 14th country EGO stayed less than a year			
Information	[Type= discrete] [Format=numeric] [Range= 7777-99527] [Missing=*]		
Statistics [NW/ W]	[Valid=3 /-] [Invalid=1665 /-]		
Universe	If q23 in 1		
Literal question	Q23. And have you already stayed for periods of less than a year outside Senegal (but spending at least one night there)? This can also be a country where you have lived for a longer period at another time in your life. If "Yes" => In which countries have you stayed? Fourteenth answer		
Interviewer's instructions	List the countries		
Value	Label	Cases	Percentage
99134	SPAIN	1	33.3%
99135	NETHERLANDS	1	33.3%
99335	MALI	1	33.3%
Sysmiss		1665	
<i>Warning: these figures indicate the number of cases found in the data file. They cannot be interpreted as summary statistics of the population of interest.</i>			
# q23p_15: 15th country EGO stayed less than a year			
Information	[Type= discrete] [Format=numeric] [Range= 7777-99527] [Missing=*]		
Statistics [NW/ W]	[Valid=2 /-] [Invalid=1666 /-]		
Universe	If q23 in 1		
Literal question	Q23. And have you already stayed for periods of less than a year outside Senegal (but spending at least one night there)? This can also be a country where you have lived for a longer period at another time in your life. If "Yes" => In which countries have you stayed? Fifteenth answer		
Interviewer's instructions	List the countries		
Value	Label	Cases	Percentage
99140	SWITZERLAND	1	50.0%
99336	MAURITANIA	1	50.0%
Sysmiss		1666	
<i>Warning: these figures indicate the number of cases found in the data file. They cannot be interpreted as summary statistics of the population of interest.</i>			
# q23p_16: 16th country EGO stayed less than a year			
Information	[Type= discrete] [Format=numeric] [Range= 7777-99527] [Missing=*]		
Statistics [NW/ W]	[Valid=2 /-] [Invalid=1666 /-]		
Universe	If q23 in 1		
Literal question	Q23. And have you already stayed for periods of less than a year outside Senegal (but spending at least one night there)? This can also be a country where you have lived for a longer period at another time in your life. If "Yes" => In which countries have you stayed? Sixteenth answer		
Interviewer's instructions	List the countries		

q23p_16: 16th country EGO stayed less than a year

Value	Label	Cases	Percentage
99131	BELGIUM	1	50.0%
99392	GUINEA BISSAU	1	50.0%
Sysmiss		1666	

Warning: these figures indicate the number of cases found in the data file. They cannot be interpreted as summary statistics of the population of interest.

# q600t: Number of transit stays			
Information	[Type= continuous] [Format=numeric] [Range= 0-9999] [Missing=*]		
Statistics [NW/ W]	[Valid=1667 /-] [Invalid=1 /-] [Mean=0.0666 /-] [StdDev=0.327 /-]		
Source	Interviewer		
Pre-question	MODULE: LONG AND SHORT STAYS OUTSIDE SENEGAL (= TRANSIT STAYS + STAYS WITH INTENTION TO SETTLE + STAYS OF MORE THAN 1 YEAR) LET'S LOOK IN SOME MORE DETAIL AT THE HISTORY OF YOUR STAYS OUTSIDE SENEGAL		
Literal question	600T.		
Interviewer's instructions	Count (column 8) every transit stay (TRANSIT) (recount a country if it is cited several times in the AGEVEN): _ _		
# q600i: Number of set stays			
Information	[Type= continuous] [Format=numeric] [Range= 0-3] [Missing=*]		
Statistics [NW/ W]	[Valid=1668 /-] [Invalid=0 /-] [Mean=0.0234 /-] [StdDev=0.177 /-]		
Source	Interviewer		
Literal question	600I.		
Interviewer's instructions	Count (column 8) every stay of less than a year outside Senegal with the intention to settle (INST) (recount the country if it is cited several times): _ _		
# q600m: Number of long stays			
Information	[Type= continuous] [Format=numeric] [Range= 0-8] [Missing=*]		
Statistics [NW/ W]	[Valid=1668 /-] [Invalid=0 /-] [Mean=0.623 /-] [StdDev=0.841 /-]		
Source	Interviewer		
Literal question	600M.		
Interviewer's instructions	Count (column 3.2) every STAY OF MORE THAN 1 YEAR outside Senegal (count a country several times if Ego went there repeatedly): _ _		
# q600tot: Total number of stays			
Information	[Type= continuous] [Format=numeric] [Range= 0-10] [Missing=*]		
Statistics [NW/ W]	[Valid=1665 /-] [Invalid=3 /-] [Mean=0.714 /-] [StdDev=1.004 /-]		
Source	Interviewer		
Literal question	600TOT. Total:		
# q24: Contribution to associations			
Information	[Type= discrete] [Format=numeric] [Range= 0-1] [Missing=*]		
Statistics [NW/ W]	[Valid=1668 /-] [Invalid=0 /-]		
Pre-question	ASSOCIATIONS (FOR ALL STAYS OUTSIDE SENEGAL THAT LASTED MORE THAN A YEAR)		
Literal question	Q24. In the time that you spent abroad, were you at any time paying contributions or membership fees to one or more associations (including religious organisations) that finance projects in Senegal or support Senegalese migrants in Europe?		
Value	Label	Cases	Percentage
0	No	1527	91.5%
1	Yes	141	8.5%
<i>Warning: these figures indicate the number of cases found in the data file. They cannot be interpreted as summary statistics of the population of interest.</i>			
# q25: Did you seek asylum			
Information	[Type= discrete] [Format=numeric] [Range= 0-1] [Missing=*]		
Statistics [NW/ W]	[Valid=1668 /-] [Invalid=0 /-]		
Pre-question	ASYLUM (FOR ALL STAYS OUTSIDE SENEGAL THAT LASTED MORE THAN A YEAR)		

# q25: Did you seek asylum			
Literal question	Q25. Over the years that you lived outside Senegal, did you seek asylum?		
Post-question	If q25 in 0 => Go to RESIDENCE AND WORK PERMITS, Page 46		
Value	Label	Cases	Percentage
0	No	1659	99.5%
1	Yes	9	0.5%
<i>Warning: these figures indicate the number of cases found in the data file. They cannot be interpreted as summary statistics of the population of interest.</i>			
# q700s: Number of short returns			
Information	[Type= continuous] [Format=numeric] [Range= 0-9999] [Missing=*]		
Statistics [NW/ W]	[Valid=1665 /-] [Invalid=3 /-] [Mean=0.0102 /-] [StdDev=0.112 /-]		
Source	Interviewer		
Pre-question	MODULE: RETURN TRIPS TO SENEGAL (SHORT STAYS TO SETTLE AND RETURNS OF MORE THAN ONE YEAR) I would now like to ask you some more questions about the circumstances in which you returned to Senegal to stay or live there.		
Literal question	700S.		
Interviewer's instructions	Count (column 13) each RETURN to Senegal lasting less than a year, BUT WITH THE INTENTION OF SETTling (R+ INST): _ _		
# q700r: Number of long returns			
Information	[Type= continuous] [Format=numeric] [Range= 0-9999] [Missing=*]		
Statistics [NW/ W]	[Valid=1666 /-] [Invalid=2 /-] [Mean=0.175 /-] [StdDev=0.481 /-]		
Source	Interviewer		
Literal question	700R.		
Interviewer's instructions	Count (column 3.2) each RETURN to Senegal OF MORE THAN ONE YEAR: _ _		
# q700t: Total number of returns			
Information	[Type= continuous] [Format=numeric] [Range= 0-4] [Missing=*]		
Statistics [NW/ W]	[Valid=1653 /-] [Invalid=15 /-] [Mean=0.183 /-] [StdDev=0.487 /-]		
Source	Interviewer		
Literal question	700TOT. Total:		
# remarques: Remarks			
Information	[Type= discrete] [Format=character] [Missing=*]		
Statistics [NW/ W]	[Valid=847 /-]		
Pre-question	We are now at the end of the interview. I thank you very much for your participation.		
Literal question	Would you like to make any comments or give us your opinion about this questionnaire or this study?		
Value	Label	Cases	Percentage
"A Quoi Ca Sert" "C'Est Pour Lutter Contre L'Immigration Ou Bien C'Est Pour Essayer D'Ameliorer Les Conditions De Vie Au Senegal"		1	0.1%
"C'Est Bien"		1	0.1%

remarques: Remarks

Value	Label	Cases	Percentage
"Entretien Tres Long/Aquoi Vont Vraiment Servir Ces Enquetes Vu La Politique Actuelle Du Gouvernement Francais Vis A Vis Des Immigres Etrangers"		1	0.1%
"Il Y A Du Travail Ici, Avec Cette eTude Il Faut Faire Prendre Conscience Aux Decideurs Politiques Qu'Il Est NeCessaire Que Les Africains Puisse Venir En Europe Pour Faire Vivre Leur Famille . Les Africains Viennent Seulement Pour Travailler		1	0.1%
"Je Ne Crois Pas Que Cette Etude Puisse Faire Changer Ma Situation Actuelle"		1	0.1%
"Je Trouve Que L'Enquete Est Bien Car Elle Permet De Situer La Personne, De Bien Retracer Le Parcours Des Migrants Afin De Mieux Comprendre Le Phenomene De Migration. Sicela Peut Aider D'Autres Migrants Tant Mieux!"		1	0.1%
"Les Migrants Vivent Ici Malgre Eux, S'IlS Avaient Assez De Moyen, Ils Ne Resteraient Pas Ici"		1	0.1%
"Non"		2	0.2%
,		1	0.1%

remarques: Remarks

Value	Label	Cases	Percentage
.b		93	11.0%
A Quoi cA Sert ? Ego DeConseille Aux Jeunes SeNeGalais De Migrer En Europe.		1	0.1%
Aider Nos Conjoints A Voyager		1	0.1%
Apres L Enquete , Vous Allez Faire Quelque Chose Pour Nous Qui Sont Pauvres Vous Avez Vu Notre Situation Il Faut Apporter Des Solutions		1	0.1%
Au Cas Ou Il Ya Un Interet Esseyer De Le Divulguer		1	0.1%
Aucun		1	0.1%
Aucune		2	0.2%
Aucune Remarque		1	0.1%
Ayudar A Los Inmigrantes, Creo.		1	0.1%
Beaucoup De Questions Indiscrettes		1	0.1%
Bien Que Je Sois Mariee Si Une Opportunite Se Presentait Aujourdhui A Moi Je Vais La Saisir Car Emigrer Est La Meilleure Chose Qui Puisse Marriver Pour Aider Mes Parents Je Suis De Tout Coeur Avec Votre Etude		1	0.1%
Bonne Etude Car La Migrationest Un Fleau Difficile a Resoudre Le Gouvernement Doit Aider Les Jeunes A La Formation Technique		1	0.1%

remarques: Remarks

Value	Label	Cases	Percentage
Car Le Circuit Scolaire Est TreS Long			
Bonne Initiative		1	0.1%
Bonne Initiative A Encourager Et A Saluer. Toutes Les Informations Que J'Ai Fournies Ne Sont Que La Verite		1	0.1%
Bonne Initiative De Mener Cette eTude		1	0.1%
Bonne eTude		1	0.1%
C Esst Une Bonne Etude On Attend La Suite Tout Le Monde Ne Peut Pas Aller En Europe. Il Faut Que Le Gouvernement Aide Les Jeunes A Trouver Du Travail. Creer Des Projets Et Les Donner A Qui De Droits Tous Les Projets Inities Qu On Entent Aux Med		1	0.1%
C Est Bien De Partir Mais Il Faut Le Faire Legalement		1	0.1%
C Est Bien Mais Certaines Questions Me Semblent Un Peu Intimes. Par Exemple Celles Relatives Aux Unions Et Le Prenom Des Unions Il Y A Aussi La Question Relative Aux Revenus Mensuels		1	0.1%
C Est Bon Comme Questionnaire, Je N'Ai Pas De Remarques A Faire		1	0.1%
C Est Dieu Qui Donne A Tout Le Monde Et Il Est Partout		1	0.1%

remarques: Remarks

Value	Label	Cases	Percentage
C Est Dur De Quitter Son Pays Les Migrants Sont Fatigues J Espere Que Cette Etude Sera Benefique Pour Eux Car Quelqu Un Qui N A Pas De Papier Ne Peut Pas Venir Rendre Visite A Ses Parents Et Ici Au Senegal Il N Y A Pas De Travail Et La Vie Est		1	0.1%
C Est Interessant		1	0.1%
C Est Long Et Ca Prend Du Temps		1	0.1%
C Est Pertinant C Est Une Bonne Chose De Descendre Sur Le Terrain Pour Savoir Le Vecu Des Gens Bref C Est Interessant		1	0.1%
C Est Trop Long		1	0.1%
C Est Un Peu Long J Ai Un Peur Quant A L Utilisation Future Des Resultats		1	0.1%
C Est Une Bonne Chose		1	0.1%
C Est Une Bonne Chose Car Cela Va Permettre Aux Migration De Mieux Vivre Dans Leur Pays D Accueil		1	0.1%
C Est Une Bonne Chose Ces Etudes C Est Agreable De Venir Jusque Ici Et De Nous Demander Notre Equivence Sur La Migration		1	0.1%
C Est Une Bonne Chose De Descendre Sur Le Terrain Et De Demander Aux Gens Leur Avis De S Interesser		1	0.1%

remarques: Remarks

Value	Label	Cases	Percentage
De Leur Avenir Il Faut Que L Etude Aboutisse Pour Servir A Quelque Chose Pour Nos Enfants Migrant			
C Est Une Bonne Chose De Faire L Etude Il Faut Favoriser La Libre Circulation Des Citoyens Entre Les Pays D Afrique Et Les Autres Continents Il ? Y Aura Moins De Voyages Clandestin Et Moins De Victimes		1	0.1%
C Est Une Bonne Chose De Venir Jusqu Ici Pour Demander L Avis Des Gens Sur Des Etudes Bonne Idee Contente D Y Participer		1	0.1%
C Est Une Bonne Chose Je Suis Contente D Y Participer		1	0.1%
C Est Une Bonne Chose Que De Vouloir Savoir La Vie Des Emigres Ce Qu Ils Vivent A L Etranger Et Pourquoi Les Gens Partent De Ce Pays		1	0.1%
C Est Une Bonne Chose Seulement Je Comprend L Importance Pour Nous		1	0.1%
C Est Une Bonne Etude		2	0.2%
C Est Une Bonne Etude J Apprecie Votre Travail		1	0.1%
C Est Une Bonne Etude La Migration Permet A		1	0.1%

remarques: Remarks

Value	Label	Cases	Percentage
Plusieurs Familles De Vivre Convenablement Il Faut Que Le Gouvernement Facilite Les Jeunes L'obtention Des Visas			
C Est Une Bonne Etude Le Probl. De Migration Concerne Tout Le Monde. Les Meres De Famille Vendent Leurs Bijoux Pour Que Leurs Enfants Partent A L Esterieur Il Manque De Travail Ensuit Ouvriers Mal Payes		1	0.1%
C Est Une Bonne Etude. Il Faut Que Le Gouvernement Aide Les Jeunes A Sortir Pour Ensuite Venir Investir Au Senegal		1	0.1%
C Est Une Bonne Initiative		1	0.1%
C Est Une Bonne Initiative Car Les Senegalais Qui Sont En Europe Vivent Difficilement		1	0.1%
C Est Une Bonne Initiative D Autant Plus Que L Etude Va Nous Permettre D Avoir Des Connaissances Et Statistiques Sur L Impact De La Migration Sur Les Menages Senegalais Je Souhaiterai Avoir Une Copie		1	0.1%
C Est Une Bonne Initiative De La Part Des Chercheurs Elle Espere Que Les		1	0.1%

remarques: Remarks

Value	Label	Cases	Percentage
Resultats Vont Permettre Aux Decideurs A Faire Quelque Chose C Est Interessant Que Vous Cherchez A Savoir Comment Vivent La Population			
C Est Une Etude Tres Interessant Je Suis Contente D Y Participer		1	0.1%
C Est Une Etude Tres Interessante La Vie Au Senefal Est Trop Chere Ce Qui Pousse Les Jeunes A Quitter Le Pays J Espere On Peut Frerner Le Fleau En Donnant Une Formation Technique Qui Leurs Permettra Meme A L Exterieur Du Pays De Travailler		1	0.1%
C Est Une Tres Bonne Etude Le Circuit Scolaire Senegalais Est Trop Long Il Faut Qu Il Inse Une Formation Professionnelle Technique. Mentalement Les Jeunes Ne Sont Pas Prepares A Un Emploi De Terrain Croient Au Travail Bureautique		1	0.1%
C' Est Une Etude Tres Interessante		1	0.1%
C'Est Bien		1	0.1%
C'Est Bien De Comprendre La Situation Des Migrants Et De Le Faire Savoir Pour Que Les Lois Soient AdapteEs a Leur Situation. J'EspeRe Qu'Il Y Aura DeBat		1	0.1%

remarques: Remarks

Value	Label	Cases	Percentage
Publique En France			
C'Est Bien De Faire Cette eTude		1	0.1%
C'Est Bien De Faire Une Etude Sur La Population/ Ca Permet De Connaitre Les Differents Types De Migrants Et Aider Les Pays		1	0.1%
C'Est Bien Je N'Ai Pas De Suggestion A Faire		1	0.1%
C'Est Bien Mais Il Y A Beaucoup De Questions		1	0.1%
C'Est Bien Pour Comprendre Ce Que Vivent Les ImmigreS. C'Est Mieux D'Immigrer Quand On Est Jeune		1	0.1%
C'Est Bien, J'Ai Fait Ma Biographie, cA Donne L'Occasion De Faire Sortir Ma ColeRe. La Seule Chose Que J'Ai En TeTe : C'Est De Rentrer Au Pays		1	0.1%
C'Est Bon Si Cela Aide A Avoir Des Visas Pour L'Europe		1	0.1%
C'Est Important. Car Il Faut Avoir Des Bases De Donnees Sur L'Emigration		1	0.1%
C'Est Interessant Car J'Ai Un Peu Retraced Ma Vie Mais J'Aimerai Vrement Avoir Du Travail Ou Par Exemple Voyager En Euope		1	0.1%
C'Est Interessant		1	0.1%

remarques: Remarks

Value	Label	Cases	Percentage
C'Est Intime		1	0.1%
C'Est Long ! C'Est Trop Long !		1	0.1%
C'Est Long Mais Enrichissant a Titre Personnel.		1	0.1%
C'Est Toute Ma Vie Que Vous Avez ReSumé Dans Votre Questionnaire		1	0.1%
C'Est TreS Bien De Faire Savoir Aux Gouvernements Africains Que Nous Participons Au DeVeloppement eConomique Et De La France Et De Nos Pays D'Origine		1	0.1%
C'Est TreS Bonne eTude Car Il Y A Beaucoup De Problemes CauseE Par La Migration		1	0.1%
C'Est TreS Complique		1	0.1%
C'Est TreS Complique, C'Est Un Questionnaire TreS Intime		1	0.1%
C'Est TreS GeNeRal, Mais C'Est Pas Retracer Le Parcours Des Gens		1	0.1%
C'Est Tres Bien . Les Questions Sont Bien Concues Et C'Est Avec Ces Genres D'Enquetes Qu'On Fait Avancer Le Pays		1	0.1%
C'Est Tres Bien De Mener Ces Genres D' Enquetes Parce Que Cela Permet De Faire Developper Le Pays		1	0.1%

remarques: Remarks

Value	Label	Cases	Percentage
C'Est Trop Long		1	0.1%
C'Est Trop Long !		1	0.1%
C'Est Un Bon Travail		1	0.1%
C'Est Un Bonne Etude		1	0.1%
C'Est Un Peu Long		1	0.1%
C'Est Une Bonne Chiose Je Suis Vraiment Contente D' Participer Car Je Sais Vous Faites Tout Cela Pour Aider Les Migrants		1	0.1%
C'Est Une Bonne Chose		2	0.2%
C'Est Une Bonne Chose Comme Cela Les Gens Sauront Les Tenants Et Les Aboutissants De L'Immigration		1	0.1%
C'Est Une Bonne Chose De Realiser Cette EnquÃŠTe.La Migration Est Un Mal Certe Mais Necessaire.Il Faut Que Le Gouvernement Laisse Les Jeunes Partir Dans La Legalite		1	0.1%
C'Est Une Bonne Etude		4	0.5%
C'Est Une Bonne Etude Car Le Probleme De Migration Est Un Manque De Formation Pratique Pour Les Jeunes		1	0.1%
C'Est Une Bonne Etude Je Souhaite Aux Chercheurs Bonne Reussite		1	0.1%
C'Est Une Bonne Etude Mais Le Gouvernement Et Les Banques N'Accordent Pas De Credit Aux		1	0.1%

remarques: Remarks

Value	Label	Cases	Percentage
Entrepreneurs Qui Veulent Investir Au Senega C'Est Pour Quoi Les Jeunes Ne Trouvant Pas De Travaill Preferent L'Immigrationl			
C'Est Une Bonne Idee Ces Etudes.J'Espere Que Cela Va Aller Loin		1	0.1%
C'Est Une Bonne eTude		3	0.4%
C'Est Une Etude		1	0.1%
C'Est Une Etude InteRessante Et Il Est Difficile De Freiner La Migration, L'Etat Doit Former Tres TÃ T Les Eleves Mais a Une Formation Professionnelle		1	0.1%
C'Est Une Etude Interessante		1	0.1%
C'Est Une Etude Interessante Je Suis Contente D'Y Participer		1	0.1%
C'Est Une Etude TreS InteRessante		1	0.1%
C'Est Une Etude Tres Interessante		1	0.1%
C'Est Une Etude Tres Interessante Je Pense Quece Sera Mieux Que L'Etat Encadre Les Jeunes Le Plutot Possible, Un Eleve Qui Etudie Jusqu'A L'Universite Sans Encadrement Proffessionnel Est Grave, Il Est Au Meme Pied D'Egalite Que L'Analfabete		1	0.1%
C'Est Une Initiative Et Je Vous Encourage		1	0.1%
C'Est Une Tres Bonne		1	0.1%

remarques: Remarks

Value	Label	Cases	Percentage
Etude, Mais Qu'Est Ce Que Tu Y Gagnes Personnellement?			
C'Est Une eTude Bien Pour Savoir Les Conditions De Vie Des Gens		1	0.1%
C'eTait Trop Long, Mais C'Est Avec Plaisir Que Je Le Fais Car J'Adore Mon Pays Le SeNeGal		1	0.1%
Ca Prend Beaucoup De Temps/ Permet De Comprendre Les DifficulteS Des Personnes Migrantes Et Prend En Compte L'Histoire Personelle		1	0.1%
Ca Va Je N Ai Pas De Remarque A Faire		1	0.1%
Cambio De Direccion A C/Monserrat Marcaro 6		1	0.1%
Ce Genre D Etudes Devrait Servir A Aider Les Gens A Trouver Du Boulot Ici Comme A L Etranger		1	0.1%
Ce Questionnaire Est Long Et Je N Ai Pas Le Temps		1	0.1%
Ce Sont Des Enquetes Qui Font Ressortir Les Difficultes Qui Existent Dans Les Menages		1	0.1%
Cela M'A Rappele Des Moments Que J'Avais Completament Oublies Dans Ma Vie		1	0.1%

remarques: Remarks

Value	Label	Cases	Percentage
Cela Ma Permis De Me Rappeler Toute Ma Vie Privee Dou Je Ne Penserai Jamais Quon Me Poserait Des Questions Y Afferant Surtout La Coherence Des Questions Et Les Explications Claires Fournies Par Lenqueteur		1	0.1%
Certaines Questions Me Sembent Inutiles; Quelles Infos Vont Elles Fournir: Par Exemple, Si Je Suis ResteE Dans Le MeMe Logement Au SeNeGal		1	0.1%
Certaines Questions Ne Sont Pas AdapteEs Aux Personnes(Chaque Situation Est DiffeRente); Un Peu RePeTitif Et Difficile De RePondre a Certaines Questions(Q313 Par Exemple)		1	0.1%
Cest Bien Demigrer Mais Il Ne Faut Pas Y Rester		1	0.1%
Cest Letude Peut Aider Les Emigres Cest Une Bonne Chose Ce Serait Interessant De Publier Les Resultats Sur Le Web		1	0.1%
Cest Long Le Questionnaire Cela Retracer Un Peu Le Parcours De Linividu Cest Interessant		1	0.1%
Cest Une Bonne Chose Car Jai Evoque Beaucoup De Souvenir		1	0.1%

remarques: Remarks

Value	Label	Cases	Percentage
Cest Une Bonne Chose Car Jai Retrouve Plus De 30 Ans De Ma Vie En Europe Je Souhaite Que Cette Etude Puisse Continuer		1	0.1%
Cest Une Bonne Chose Cette Etude		1	0.1%
Cest Une Bonne Idee Le Fait De Venir Vers Nous Et Nous Demandait Notre Avis		1	0.1%
Cet Entretien Ma Permis De Me Rappeler Beaucoup De Choses		1	0.1%
Ceux Sont Des Questions Justes A Pat Qu'Il Y A En Beaucoup Sinon Ca Va Dans L'Ensemble		1	0.1%
Clair Dans L'Ensemble, a Part Quelques Questions		1	0.1%
Coherent Et Adapter		1	0.1%
Coherent Et Important		1	0.1%
Content De Faire Parti De L Etude		1	0.1%
Contente D'Y Participer,Je Souhaite Que Tout Se Termine Bienet Cela Aboutisse		1	0.1%
Creer Des Projets Pour Les Jeunes Les Former Tres Tot Dans Le Cadre Professionnel Donner Des Emplois		1	0.1%
Creuser Un Peu Plus Les Aspects Projets Et Alphanitisation Des Migrants		1	0.1%
De L'Avis De eGo, Beaucoup		1	0.1%

remarques: Remarks

Value	Label	Cases	Percentage
De Gens Vont Se Lasser, Les Questions Sont Trop RepeTitives, C'Est Fastidieux.			
Difficile Pour Moi D'eVoquer Les Revenus / C'eTait Assez Clair		1	0.1%
Dites Moi Reellement Quel Est Le But De Toutes Ces Questions		1	0.1%
E' Molto Complicato Ricostruire Tutti Gli Andamenti		1	0.1%
E' Molto Delicato Quello Che Si Chiede. Non Si Potrebbe Rispondere Se Si Lasciassero I Nostri Indirizzi		1	0.1%
E' Stato Massacrante Perche' Parlava A Fatica		1	0.1%
Ego M A Demande Si L Etude Aura Un Impact Direct Sur Sa Vie Finalement J Ai Ete Oblige De Revenir Sur La Sensibilisation Une Fois De Plus Pour Qu Il Comprenne L Etude Par La Suite Il A Compris Et M A Encouragement		1	0.1%
El Entrevistado Dice Que Es Muy Importante Saber Sus Ideas		1	0.1%
Elargir L'Etude Vers Les Migrants De Retour Et Les Zones De Migrations: Fouta, Louga, Touba Etc.		1	0.1%
Ella Para Poder Traer A Su Hermano El		1	0.1%

remarques: Remarks

Value	Label	Cases	Percentage
PequeÃ±o Pago 6000 Euris A La Embajada EspaÃ±ola Para Que El Entre Sin Ningun Problema			
EnqueTe InteRessante, Mais Questionnaire Beaucoup Trop Long		1	0.1%
Enquete Profonde Et M'A Mis Nu		1	0.1%
Enquete Tres Claire Et Explications Fournies Me Sont Tres Claires Mais Le Questionnaire A Mis Nu Ma Vie		1	0.1%
Entretien Bien, Mais L'Item Sur Les Transferts D'Argent N'Est Pas Chiffre. Il Faut Remarquer Que Les QuantiteS D'Argent EnvoyeEs Sont Aussi Importantes Que Leur FreQuence D'Envoi		1	0.1%
Entretien Long Et Interessant .Esper Que L'Etude Puisse Permettre A Reduire Les Contraintes Lices A L'Obtension Des Visas		1	0.1%
Entretien Trop Lomg		1	0.1%
Es Buen Saber La Opinion De Los Migrantes Senegaleses		1	0.1%
Es Muy Larga		1	0.1%
Es Uan Buena Idea		1	0.1%
Es Un Poco Pesada		1	0.1%
Es Una Buena Idea Para		1	0.1%

remarques: Remarks

Value	Label	Cases	Percentage
Informarse De La Gente.			
EspeRont Que Votre EnqueTe Aura Des Fruits Benefiques		1	0.1%
Espere Et Souhaite Que Les Resultats De L Ecole Servent A Mieux Connaitre Les Soubassements De L Emigration		1	0.1%
Espere Qu Une Suite Favorable Sera Suite A Cette Etude Et Que Les Resultats Seront Exploites A Bon Essien		1	0.1%
Espere Que Cette Etude Permettra De Lever Les Barrieres Liees A L'Octroi Des Visas Qui Favorisent Les Risques Que Les Jeunes Prennent Les Pirogues		1	0.1%
Espere Que Cette Etude Serve A Bouster Lemigrer A Faire Comprendre Aux Autorites Limportance De La Migration		1	0.1%
Espere Que Cette Permettra D'Enlever Les Barrieres De La Migration		1	0.1%
Esperer Qu Une Suite Sera Reservee A L Enquete Notament A Faciliter L Emigration		1	0.1%
Esperes Que Les Renseignements Fournis Puisse Aider A L Aboutissement De L Etude		1	0.1%
Esperes Que Les Resultats Seront		1	0.1%

remarques: Remarks

Value	Label	Cases	Percentage
Exploites A Bon Essien			
Espero Que Sea Util Para Todos		1	0.1%
Espero Que Esta Etude Va Servir A Favoriser Et Dimunier Les Mefaits Et Contrainte De L Emigration		1	0.1%
Est Ce Que Cette Etude Va T Elle Changee Nos Conditions De Vie		1	0.1%
Est Ce Que L Etude Vise A Nous Empecher De Partir Du Pays		1	0.1%
Est Ce Que Tout Cela Va Aboutir		1	0.1%
Est Ce Que Vous Posez Toutes Ces Questions a Tout Le Monde? Que Ferez Vous De Tout Ceci? Pourquoi Les SeNeGalais Et Pas Les Autres Africains Comme Les Maliens?		1	0.1%
Est Ce Que cA A Une Relation Avec Les Femmes Qu On A Refoule Tout Dernierement		1	0.1%
Esta Bien Que Se Conoce Mejor Nuestros Habitos De Vida Y Nuestro Pais		1	0.1%
Esta Bien Saber La Opinion De La Gente , Peor Mejor Solucionar Sus Problemas		1	0.1%
Esta Bien Saber La Opinion De La Gente Si Va A Servir Para Algo		1	0.1%
Esta Bien Saber Las Ideas De La Gente		1	0.1%

remarques: Remarks

Value	Label	Cases	Percentage
Esta Bien Saber Las Opiniones		1	0.1%
Esta Bien, Los Senegaleses Estan Aqui Para Ayudar A Su Familia.		1	0.1%
Estoy Muy Feliz Y Tambien Quiero Que Mis Amigos Se Aguanten Y Tambien Pido Que El Presidente Ayude A Los Inmigrantes Senegaleses		1	0.1%
Etude Importante Pour La Nation Car Les Resultats Peuvent Permettre De Mieux Cerner La Problematique Des Migrations		1	0.1%
Etude Tres Importante ,Dans La Mesure Ou cA M'A Permis De Retrouver Ma Vie Cependant Tres Long		1	0.1%
Etude Tres Interessante, Questionnaire Tres Long		1	0.1%
Fatigant Mais InteRessant		1	0.1%
Ha Sido Un Placer		1	0.1%
Hacen Muchas Pregunta Sobre Mi Vida , No Puedo Acordarme De Todo. Estoy Cansado , Es Muy Larga		1	0.1%
Il Est Positif De Temps En Temps De Faire Ce Genre D'Etude Pour Evaluer Correctement Les Effets Des Migrations		1	0.1%

remarques: Remarks

Value	Label	Cases	Percentage
Il Faut Aider Les Jeunes Car Il N Y A Rien C Est Une Bonne Initiative Devoir Comment Les Gens Vivaient Au Paravant		1	0.1%
Il Faut DeGager Le Guignol Sarkozy !		1	0.1%
Il Faut Favoriser Les Jeunes En Regulisant L'Immigration Car Un Facteur Pour Combattre La Pauvrete		1	0.1%
Il Faut Nous Aider A Zller Rejoindre Nos Conjoints Et Que Cette Etude Aboutisse Meme Pour Des Sejour Courts C'Est Bon		1	0.1%
Il Faut Nous Aider On Est Fatigue		1	0.1%
Il Faut Soumettre Le Rapport Au Gouvernement Du Senegal Et Faire Un Suivi Du Rapport. Il Ya Une Importante Fuite De Cerveau Au Senegal Et Les Mains Valides. Donc L Immigration A Ses Avantages Certe Mais C Est Minime Par Rapport Au Developpement		1	0.1%
Il Faut Une Bonne Sensibilisation Pour Que La Population Voyage Par Voie Normale; C'Est La Pauvrete Qui Pousse Les Jeunes a Partir		1	0.1%
Il Important Selon L'Enquete Que" L'Etude		1	0.1%

remarques: Remarks

Value	Label	Cases	Percentage
Contribue A Faire Connaitre Les Conditions De Vie Difficiles Des Migrants Africains Ici En France, Et En Europe."			
Il N'Est Pas eVident Que Vous Trouverez Beaucoup De Confidants a Mon Avis, Mais La Migration Est Au Coeur De Toutes Les Conversations De Nos Jours, Alors Bonne Chance		1	0.1%
Il Serait Sage Que Le Gouvernement Laisse Les Jeunes Aller En Europe Pour Revenir Et Aider Notre Pays A Aller De L'Avant Economiquement		1	0.1%
Il Signore E' Dubbioso E Ha Paura Perche' Attualmente E' Clandestino		1	0.1%
Il Signore Partecipa Volentieri Perche' Vuole Fare Qualcosa Per Il Suo Paese		1	0.1%
Il Voulait Dabord Savoir La Finale De Letude Et Les Criteres De Choix Des Enquetes		1	0.1%
Il Y A De La Mefiance/ Onse Demande Pourquoi Nous Sommes Interrogés		1	0.1%
Il Y A Des Questions Auxquelles Il N'Est Pas Facile De Repondre Et Qui Ne Servent a Rien. Il Vaudrait		1	0.1%

remarques: Remarks

Value	Label	Cases	Percentage
Mieux Travailler Dans Le Sens De L'Integration Des Immigres Qui Souhaitent Rester Et De L'Aide Pour Ceux Qui Souhaitent Rentrer			
Il Y'A Des Fois Des Questions Impertinantes		1	0.1%
Il Ya Trop De Questions Je Voudrai Savoir Si Le Projet Nous Aide A Voyager		1	0.1%
Importante Et InteRessante		1	0.1%
InteRessant		1	0.1%
Interessant		2	0.2%
Interview InteRessant Mais Long. InteResse Par Les ReSultats De L'EnqueTe		1	0.1%
J Apprecie Votre Travail. Je Pense Que Le Gouvernement Doit S Occuper Plus Des Jeunes Creer Des Emplois		1	0.1%
J Espere Que Cette Etude Va Aboutir J Ai Beaucoup D Espoir		1	0.1%
J Espere Un Jour Avoir L Occasion De Partir A L Etranger Et Que L Enquete Aboutit		1	0.1%
J'Ai Repondu Au Questionnaire Surtout En Rapport Avec L'Enqueteur; Des Questions Sur La Finalite De L'EnqueTe.		1	0.1%
J'Aime Votre Approche En Vers Les Gens Votre EnqueTe		1	0.1%

remarques: Remarks

Value	Label	Cases	Percentage
M'A Pousse a Repousser Mon Voyage En Mauritanie			
J'Aimerai Avoir Les ReSultats		1	0.1%
J'Aimerai Que ca Me Permet D'eTre ReGulariseE		1	0.1%
J'Aimerais Savoir Quelle Sera La PorteE Et L'Utilite De Toutes Ces Questions Et De Cette EnqueTe, Quel Est Mon RÃ Le Dedans ?		1	0.1%
J'EspeRe Les Resultats Seront Bien ExploiteS		1	0.1%
J'EspeRe Que Ce N'Est Pas a Des Fins De Fichage		1	0.1%
J'EspeRe Que Cette EnqueTe Serat Utile a Des Fins Constructives		1	0.1%
J'EspeRe Que Mes Reponses N'Auront De Consequences Sur Moi a L'Avenir		1	0.1%
J'Espere Ces Donnees Ne Seront Pas Oubliees Dans Les Tiroires Et Qu'Une Bonne Exploitation En Serait Faite Pour Comprendre Les Conditions De Vie Des Gens		1	0.1%
J'Espere Que Ce Genre D'Etude Pour Permettre Aux Jeunes De Pouvoir Emigrer Plus Facilement		1	0.1%
J'Espere Que Les DonneEs Seront Pour Quelque Chose		1	0.1%
Jai Tente Une Fois Daller En Espagne Sans Succes Alors Si		1	0.1%

remarques: Remarks

Value	Label	Cases	Percentage
Je Pouvais Avoir Un Finacement En Ce Moment Pour Ouvrir Mon Propre Atelier De Couture Pour Subvenir A Mes Besoins Et A Ceux De Ma Famille Ce Sera Le Bienvenu			
Jaimerais Que Mes Enfants Travaillent Il Faut Aider Les Migrants		1	0.1%
Je N Ai Pas De Remarque Sur Le Questionnaire		1	0.1%
Je Connais Ces Genres D Etudes Car Je Suis Formateur En Migration C Est Une Bonne Initiative		1	0.1%
Je Contene D Y Participer		1	0.1%
Je Juge Cette Etude Interessante Car On Pourra Comprendre Que Les Migrants Ne Sont Pas Ici Que Pour Deranger Qui Que Ce Soit		1	0.1%
Je Me Pose Des Questions A Savoir Le Devenir De Ce Document Car Je Naimerais Pas Me Creer Des Problemes Et En Faire Autant A Mes Enfants Et Parents Surtout Ceux Qui Sont A Letranger		1	0.1%
Je N Ai Pas De Remarque A Faire		2	0.2%
Je N Ai Pas De Remarque Je Vous Souhaite Bonne Chance		1	0.1%
Je N Ai Pas De Remarque Sur Ce Questionnaire		1	0.1%

remarques: Remarks

Value	Label	Cases	Percentage
Je N Ai Pas De Remarque Sur Le Questionnaire Mais J Aimerai Quitter Le Senegal Pour Tenter Un Autre Pays Peut Je Pourai Changer Mes Conditions De Vie		1	0.1%
Je N Ai Pas De Remarques		2	0.2%
Je N' Ai Pas De Remarque		1	0.1%
Je N'Ai Aucune Remarque Pour Ce Questionnaire		1	0.1%
Je N'Ai Pa De Commentaire		1	0.1%
Je N'Ai Pas D'Envie Pour Ce Questionnaire, Mais Je Vous Souhaite De La ReUssite Pour Votre eTude.		1	0.1%
Je N'Ai Pas D'Inquietude,Mais Le Questionnaire Est Trop Long.J'Aimerai Savoir A Quoi Cela Me Profitera 1 Jour		1	0.1%
Je N'Ai Pas De Comentaire		1	0.1%
Je N'Ai Pas De Comentaire Sur Le Questionnaire		1	0.1%
Je N'Ai Pas De Commentaire		2	0.2%
Je N'Ai Pas De Remarque		2	0.2%
Je N'Ai Pas De Remarque Et Je Pense Que L'Etude Pourrai Servir D'Autres Generations		1	0.1%
Je N'Ai Pas De Remarque Pour Ce Questionnaire		1	0.1%
Je N'Ai Pas De Remarque Sauf Que La Vie Divient De Plus En Plus Chere		1	0.1%

remarques: Remarks

Value	Label	Cases	Percentage
Je N'Ai Pas De Remarque Sur Ce Questionnaire		1	0.1%
Je N'Ai Pas De Remarque Sur Le Questionnaire ,Je Vous Souhaite Un Bon Aboutissement Sur Cette Etude		1	0.1%
Je N'Ai Pas De Remarques		1	0.1%
Je N'Ai Pas De Remarques Mais Je Souhaite Que Le Questionnaire Soit Une Reussite Pour L'Etudeque Vous Menez		1	0.1%
Je N'Ai Pas De Remarques Sur Ce Questionnaire		1	0.1%
Je N'Ai Pas Deremarque Sur Ce Questionnaire		1	0.1%
Je N'Ai Rien A Signaler N Votre Initiative Est Tres Interessante Car C'Est Un Theme Au Coeur De Toutes Les Discussions Vous Serez Toujours Les Bien-Venus		1	0.1%
Je Nai Jamais Voyage Et Pourquoi Moi? R:Cest Un Tirage Aleatoire Et Letude Concerene Aussi Ceux Qui Non Jamais Voyage		1	0.1%
Je Nai Pas De Remarques		2	0.2%
Je Ne Comprend Pas Grand Choche A L'Immigration Mais Je Suplis Le Gouvernement Por Qu'Il Facilite L'Obtention De		1	0.1%

remarques: Remarks

Value	Label	Cases	Percentage
Papiers Pour Nos Freres			
Je Ne Sais Pas Comment Ca Va Se Terminer Mais C Est Une Bonne Chose		1	0.1%
Je Pense Que Ce Genre Detudes Permettra Des Solutions Sur Le Phenomene De Lemigration La Vie Sociale Nottament La Vie Chere		1	0.1%
Je Pense Que Chaque Personne Doit ĂŠtre Son Propre Moteur De Developpement. Il Ne Faut Rien Attendre Des Emigres. En Plus Il Faut Pas Trop Esperer De L'Emigration. Au Senegal Comme En Europe On Doit Comprendre Que Seul Le Travail Paie.		1	0.1%
Je Pense Que Toutes Les Reponses Fouries Serviront A Aider L Etude		1	0.1%
Je Sais L Etude A Des Objectifs Par Contre Ces Derniers Restent Flous Pour Moi		1	0.1%
Je Sais Que C'Est Important, C'Est Pour Aider Les Petits FreRes Pour Qu'On Les Regarde Mieux		1	0.1%
Je Souhaite Aller En Europe MĂŠme Si Je N'Ai Jamais Fais De Demarches Pour Cela Et,Je Crois Que Si Le Gouvernement Vous PrĂŠte Oreille ,Votre		1	0.1%

remarques: Remarks

Value	Label	Cases	Percentage
Etude Sera Pour Moi 1 Moyene D'Atteindre Mon Objectif.			
Je Souhaite Que Cela Aboutit		1	0.1%
Je Suis Content Car Vous Voulez Nous Aider. Le Fait De Venir Jusque Vers Nous Et Nous Demandait Notre Avis Sur La Migration, C'Est Une Bonne Chose		1	0.1%
Je Suis Content D Y Participer C Est Une Bonne Chose		1	0.1%
Je Suis Content De Participer A L Etude Si Les Jeunes Veulent Quitter Le Pays C Est Parcequ Il N Y A Pas De Travail Financement Projets Attribues A Des Gens Deja Riches Ne Trouvant Aucune Aide Preferent Ailler Voir Ailleurs		1	0.1%
Je Suis Contente D Y Participer		1	0.1%
Je Suis Contente D'Avoir Participer A Cette Etude Meme Si Je Ne Suis Pas Certain Cela Va Aboutir Au Non		1	0.1%
Je Suis Contente D'Avoir Participer A Cette Etude. Aider Les Migrants Ne Plus Les Rendre La Vie Difficile		1	0.1%
Je Suis Contente D'Y Participer		1	0.1%
Je Suis Contente D'Y Participer. Tout Cela Aboutira		1	0.1%

remarques: Remarks

Value	Label	Cases	Percentage
Je Suis Contente De Participer A Cette Etude. Il N'Y A Pas De Travail Au Senegal. C'Est Cause Pour Laquelle Les Jeunes Partent Chercher Ailleurs		1	0.1%
Je Suis Contente Dy Participer Mais Il Faut Que Cela Aboutit		1	0.1%
Je Suis Contente Et Je N'Ai Pas De Remarques A Faire		1	0.1%
Je Suis Contre Pour Ceux Qui Vont En Europe Pour Y Rester Je Preferais Qu'Il Reviennent Au Pays,Investir En Creant Des Emplois		1	0.1%
Je Suis Tres Contente D Avoir Participer A L Etude Le Fait De Se Deplacer Et De Venir A Parler Avec Les Gens Cela Me Touche Je Demandais S Il Ya Un Aboutissement		1	0.1%
Je Suis Vraiment Contente D'Avoir Participer A Cette Etude J'Espere Que L'Etude Va Resoudre Le Probleme Des Migrants		1	0.1%
Je Suis Vraiment Contente Dy Participer Cest Une Bonne Chose De Demander Lavis Des Gens		1	0.1%
Je Treouve Que C Est Une Bonne Chose Mais Il Faudrait Penser A Donner Un		1	0.1%

remarques: Remarks

Value	Label	Cases	Percentage
Peu D Argent Aux Personnes Enquetees			
Je Trouve Le Questionnaire Long		1	0.1%
Je Trouve Le Theme De La Migration Tres Â`Pertinente Et D Actualite. Il Faut Faire De Relle Sorte Que Les Resultats Soient Vulgarises Pour Que Les Populations Puissent Cerner Les Tenants Et Les Aboutissants. En Ce Qui Me Concerne L Entretien M A		1	0.1%
Je Trouve Qu'Il Y A Beaucoup De DonneEs Confidentielles. TreS Complet Et Trop Long. Impression Que Les Questions Se Chevauchent.		1	0.1%
Je Trouve Que C'Est Une Bonne Chose Dans La Mesure Ou Cela Permet Aux Autorites De Voir Reellement Comment Vivent Les Gens		1	0.1%
Je Trouve Que Cest Une Bonne Chose		1	0.1%
Je Trouve Que Cest Une Bonne Initiative Pour Faire Avancer Le Pays		1	0.1%
Je Trouve Que Letude Est Une Bonne Chose Car Elle Peut Aider Les Migrants Je Prie Pour Que Ce Soit Une Reussite Mais Noubliez Pas Les Demunis		1	0.1%

remarques: Remarks

Value	Label	Cases	Percentage
Je Trouve Que Letude Est Une Bonne Chose Mais Je Vous Assure Que Moi Meme Si Javais Les Moyens Jallais Emigre Car Jassure La Vie Dune Famille Trop Elargie		1	0.1%
Je Voudrais Que L Etat Aide Les Jeunes A Creer Des Projets Au Lieu De Les Laisser Partir Et Dieu Seul Sait S Ils Vont Reussir Ou Pas A L Etranger		1	0.1%
Je Vous Encourage A Aller De L Avant Et N Hesiter Surtout Pas Si Je Dois Encore Participer Dans Cette Etude		1	0.1%
Je Vous Souhaite Bonne Realisation Sinon Je N Ai Pas De Remarque A Faire		1	0.1%
Je Vous Souhaite Une Bonne Continuation Je Nai Pas De Remarque		1	0.1%
L Emigration Clandestine N Est Pas Une Bonne Chose		1	0.1%
L Emigration Est Issue Pour Reussir Et Aider Sa Famille		1	0.1%
L Enquete Attend Beaucoup De Ce Questionnaire Cad Les Aboutissants Il Faillait Poser Des Questions Sur Le Cout De La Location La Vie Est		1	0.1%

remarques: Remarks

Value	Label	Cases	Percentage
Trop Chere La Pauvrete Fut La Premiere Cause De La Migration Viennent S Ajouter Les Medias Audio Visuels Qu			
L Enquete Dit Qu Il Souhaiterait Que Le Gouvernement Aide Les Jeunes A Trouver Mieux Si Non La Migration Va Continuer Et Dans L Anarchie		1	0.1%
L Enquete Dit Que L Interview A Un Peu Dure Et Qu Il Ne Voit Pas Trop La Pertinence De Certaines Question Par Rapport Au Theme Qu Est Les Migrations Internationales Connues Les Unions Les Logements Et Autres		1	0.1%
L Enquete Est Trop Longue		1	0.1%
L Enquete Vient A Son Heure. Il Ya Beaucoup De Victimes. Il Faut Que Le Gouvernement Prend Ses Responsabilites. En Creant Des Braches De Formation Technique De La 6E College Recevoir Le Cas Des Talibes Car Un Enfant Qui Apprend Le Coran Prend 2		1	0.1%
L Etude Est Pertinante L Enquete Felicite Les Chercheurs De Mener Cette Etude Il A L Espoir Que L Etude Permettra D Amortir Les		1	0.1%

remarques: Remarks

Value	Label	Cases	Percentage
Problemes Qui Deroulent De La Migration			
L Etude Est Tres Interessant		1	0.1%
L'Argent De Cette EnqueTe Aurait Pu eTre Utilise Autrement Pour Des Aides ConcreTes Qui Font Que Les Gens Restent Au SeNeGal(Immigre		1	0.1%
L'EnqueTe Ne Permet Pas D'Informer Les Futurs Migrants Sur Leur Condition ReElle D'InteGration(Tra Logement, Niveau De Vie,...)		1	0.1%
L'Enquetee Pense Que Les Questions Sont Parfois Embarrassantes,G Notament La Question Sur Les Unions		1	0.1%
L'Etude Devait Prendre En Compte Toutes Les Franges De La Population. Toutes Les Maisons Afin D'Avoir Le Point De Vue De Tout Un Chacun Ce Qui Permettra D'Avoir Des Donnees Fiables De La Population Generale		1	0.1%
L'Etude Devait Se Faire Dans Toutes Les Regions Du Senegal Parce Qu'Aujourd'Hui Le Phenomene De La Migration Est Beaucoup Plus Frequente Dans Les Regions De Louga, Matam, Tamba, Diourbe		1	0.1%

remarques: Remarks

Value	Label	Cases	Percentage
Et Thies Qu'A Dakar Donc Il Serait Interessant D'Interview			
L'Etude Est Interessante Mais Certaines Questions Sont Trop Intimes		1	0.1%
L'Etude Est Interessante Si Elle Servira A Freiner La Migration Clandestine		1	0.1%
L'Unitiative Est Bonne Mais Je Ne Sais Pas S'Il Y Aura Des Retombees Positives Sur Nous		1	0.1%
La Migration Est 1 Moyen Pour Les Senegalais De Sortir De La Misere Et Je Trouve Que C'Est Une Bonne Unitiative De Vouloir Faire Ressortir Les Donnees Avec Une Certaine Exactitude		1	0.1%
La Migration Est Bonne Dans La Mesure Ou Elle Aide Les Familles D Origines. Avec Les Salaires Insignifiants Qu On Paie Au Senegal. Les Ouvriers Ont Du Mal A Entretenir Les Familles Mais Je Deplore Les Pirogues		1	0.1%
La Migration Est Difficile Mais Elle Est Necessaire Parceque Ils Soutiennent Ceux D'Ici Mais Aussi Ceux Qui Veulent Rentrer Ne Sont Pas Soutenues		1	0.1%

remarques: Remarks

Value	Label	Cases	Percentage
Par La Polique Africaine			
La Migration Est Une Bonne Chose ,J'Ai Voyage ,J'Ai Achete Une Maison. Donc Il Faut Faciliter Les Voyages Pour Des Gens Qui Pourraient Apporter Un Plus Pour Le Pays		1	0.1%
La Migration Est Une Bonne Chose. Mes Enfants Qui Sont A L Exterieur Ont Refectionne La Maison Et Ils S Occupent Bien De La Famille		1	0.1%
La Migration,Phenon En Plein Essor De Nos Jours,Est 1 Moyen Pour Les Senegalais De Sortir De La Misere Mais Je Suis Contre Ceux Qui Vont En Europe Pour Y Rester. Le Mieux,Ce Serait De Revenir Au Pays Pour Investir Et Travailler.		1	0.1%
La Question Que Je Pose Est: Que Fait Le Gouvernement Du SeNeGal Pour Qu'On Trouve Ce Que L'On Cherche Ailleurs Chez Nous Et Pourquoi Le Consulat Ne Refuse Pas La Reconduite Des SeNeGalais Qui Sont En France Sans Papiers Et Pourquoi Ils Ne Font		1	0.1%
La Vie Est CheRe On Ne Peut Pas Economiser		1	0.1%

remarques: Remarks

Value	Label	Cases	Percentage
La Vie Est Trop CheRe Au Senegal C'Est Ce Qui Poussent Les Jeunes a Quitter Le Pays		1	0.1%
La Vie Quotienne Est Trop Dur. Il Faut Aider Les Jeunes A Obtenir Du Travail. Cela Pourra Freiner La Migration.		1	0.1%
Le Fait De Migrer : C'Est Juste Pour Avoir Des Conditions Meilleures, Mais Pas Uniquement Pour Vouloir Quitter Son Pays / Pour Aider Sa Famille ResteE Au Pays		1	0.1%
Le Mari De Mme Veut Savoir Pourquoi Toutes Ces Questions/Il Aurait Souhaite Avoir Une Reponse Ecrite/ Il Craint Que Sa Famille Ai Des Problemes, MeMe S'Il N'A Rien A Se Reprocher		1	0.1%
Le Parece Bien Todo		1	0.1%
Le Pays Est Dur C'Est Pour Cela Les Gens S'En Vont		1	0.1%
Le Questionnaire Est Assez Complet		1	0.1%
Le Questionnaire Est Long, Mais Je Ne Sais Pas Ce Que ca Va Apporter Aux ImmigreS Ici En France.3		1	0.1%
Le Questionnaire Est Long. Pourquoi Insister Sur Les Voyages Et Les Moyens Et Sur Les Dates D'Evenements		1	0.1%

remarques: Remarks

Value	Label	Cases	Percentage
Ceux-Ci S'Est Passe Il Y A Longtemps Qu'Est Ce Qu'On Y Gagne Nous Senegalais Et Que Cela N'Entrave Pas Nos Voyages Futurs			
Le Questionnaire Est Trop Long		1	0.1%
Le Questionnaire Est Trop Long Si Non Ras		1	0.1%
Le Questionnaire N'Est Pas Toujours Adapte (Ex : Activite Professionnelle => DeClaration D'Actif Occupe ? Pas Adequat Au Fonctionnement Administratif Senegalais). Mais Globalement, Questionnaire TreS InteRessant, TreS Bien ConcU Dans La Dynamiq		1	0.1%
Lemigration Est Une Bonne Chose Car Elle Permet Aux Jeunes De Venir En Aide A Leur Famille		1	0.1%
Lemigration Est Une Bonne Chose Mais Il Ne Faut Pas Vouloir Partir A Touts Prix		1	0.1%
Lemigration Est Utile Pour Les Families Car Elle Permet Aux Gens Dameliorer		1	0.1%
Lenquete A Pose La Question Suivante:Quel Impact Ce Questionnaire Aura Sur Mon Existence?		1	0.1%
Lentretien Est Tres Long Il Ya Beaucoup		1	0.1%

remarques: Remarks

Value	Label	Cases	Percentage
De Chose A Demander Essayer De Lecouter Un Peu Cest Mieux Merci			
Les Condition De Vie Etant TreS Difficiles Les Gens Partent En Europe		1	0.1%
Les Conditions De Vie Sont Difficiles Ce Qui Fait La Migration Est Devenue Un Phenomene Pour Tous		1	0.1%
Les Immigres Sont Fatigues Car On Compte Beaucoup Sur Eux Mais La Reussite Est Au Bout De L Effort		1	0.1%
Les Jeunes Quittent Le Pays Pour Avoir Des Lendememains Meilleurs Revaloriser L Enseignement Faire Un Suivi De La Formastion Professoriale		1	0.1%
Les Questions Sont Longues Mais C Est Interessant		1	0.1%
Les Reponses De Cette Etude Servent A Booster L Emigration Et Permet De Cerner La Vie De La Personne Enquete		1	0.1%
Los Inmigrantes Que Tengan Ayuda		1	0.1%
Me Alegro Que Nuestro Gobierno Se Preocupe		1	0.1%
Merci Je Le Trouve Interessant Car Il Permet De Recueillir		1	0.1%

remarques: Remarks

Value	Label	Cases	Percentage
Les Avis De La Population Et De Savoir Leur Situations Familiales			
Muy Larga Y Esta Cansado		1	0.1%
N'A Pas Saisi Les Buts De L'EnqueTe		1	0.1%
No Cree Que La Encuesta Le Ayude En Nada		1	0.1%
No Sabe Exactamente Que Decir Pero Si La Encuesta Contribuyera A La Mejora De Las Condiciones De Los Inmigrantes Esta Bien.		1	0.1%
No Sabe Muy Bien El Fin De La Entrevista		1	0.1%
No Se Ha Podido Completar La Lista De Bienes Ya Que El Numero De Telefono Movil Tiene Las Llamadas Restringidas		1	0.1%
No Tiene Claro En Que Se Le Va Ayudar Con Este Estudio.		1	0.1%
Non		7	0.8%
Non C Est Bon		1	0.1%
Non Capisce Che Senso Ha Per Il Popolo Senegalese (Pero'Ride)		1	0.1%
Non Capisce Il Senso Di Queste Domande E Il Fine Di Annotare La Sua Storia		1	0.1%
Non Da' Un Aiuto A Noi Senegalesi. Non Vedo A Cosa Possa Servire		1	0.1%
Non Riesco A Centrare Il		1	0.1%

remarques: Remarks

Value	Label	Cases	Percentage
Perche' Di Tante Domande			
Non Rilascia Detto Nulla		1	0.1%
Non Vede Dove Puo' Essere D'Aiuto Con Le Sue Risposte E Che Beneficio Puo' Avere Lui E Gli Altri Migrati		1	0.1%
Non Vedo Cosa Possa Servire Questo In Senegal		1	0.1%
Nos Permitira Hacer Una Sintesis De Las Cosas , Buscar Soluciones De Nuestros Problemas		1	0.1%
Nous Demandons Au Gouvernement De Nous Faciliter La Sortie Vers L'Europe Car Nous Ne Souhaitons Qu'Un Chose Revenir Dans Notre Pays		1	0.1%
Nous Esperons Avoir De Bonnes Nouvelles Apres Les Enquetes		1	0.1%
Nous Souhaiterons Avoir Une Copie Du Rapport De Cette Etude Pour Connaitre Sa Finalite Proposition Qua Approuve Son Epoux		1	0.1%
Nous Vivons Difficilement Il Faut Apporter Des Solutions A Nos		1	0.1%
Oppose A La Migration Puisque Facteur De Dislocation Des Familles Et Retard Dans Le Developpement		1	0.1%

remarques: Remarks

Value	Label	Cases	Percentage
Et Situation Familiale			
Parece Bien El Cuestionario Pero No Sabe Cual Es El Fin.		1	0.1%
Pas De Remarques		1	0.1%
Pas De Questions Choquantes; TreS InteRessante		1	0.1%
Pas De Remarque		8	0.9%
Pas De Remarque ,Je Vous Souhaite Une Bonne Reussite Sur L'Etude .		1	0.1%
Pas De Remarque A Faire Pour Ce Questionnaire		1	0.1%
Pas De Remarque Sur Ce Questionnaire		2	0.2%
Pas De Remarques		5	0.6%
Pas De Remarques Particulieres		1	0.1%
Pas De Remarques a Faire		1	0.1%
Pas De Remarques, Seulement J'Espere Que Vous Ne Nous Cachez Pas Vos Reelles Motivations		1	0.1%
Pensez-Vous Que Nous Autres Qui Sommes InteGreS Soient De Bons Exemples Pour Ce Genre D'eTudes ? Pourquoi Ne Pas Cibler Les Nouveaux Arrivants ?		1	0.1%
Permet De Discuter Les		1	0.1%

remarques: Remarks

Value	Label	Cases	Percentage
Problemes Sociaux Des Populations Surtout De La Jeunesse ,Ceux La Poussent A L'Imigration			
Personnellement, Je Pense Que C'Est Bien		1	0.1%
Potrebbe Essere Piu' Centrato Nella Questione Immigrazione		1	0.1%
Pour Certaines Questions L'EnqueTe Se Pose Des Questions Sur Leur Utilite		1	0.1%
Pour Quelles Raisons Avez Vous Cible Le SeNeGal Pour Faire Votre eTude Sur L'Immigration? Est Ce Que ca Vise L'Immigration Clandestine?		1	0.1%
Pregunta Muchas Cosas		1	0.1%
Qu'Est-Ce Que Le Questionnaire Cherche a Savoir ? Quel ReSultat Souhaite-T-On Obtenir ?		1	0.1%
Que Cette Etude Aboutisse Il Faut Vraiment Aider Les Migrants Car Ils Veulent Entretienir Leur Famille		1	0.1%
Que Es Muy Larga		1	0.1%
Que Ha Respondido Con Su Opinion		1	0.1%
Que Le Gustan, Si Tal Vez Se Repitenlos Estudios Como Este Para Conocer Mejor La Vida De Senegaleses, Para Que No Se Piensen Que		1	0.1%

remarques: Remarks

Value	Label	Cases	Percentage
En Senegal Se Pasa Hambre Y Que Se Conocen Mejor Senegal			
Que Letude Soit Elargie Sur Une Zone Demigration Surtout A Linterieur Du Pays Loga Fouta Touba		1	0.1%
Quel Est Le But La Suite De L Enquete J Aimerai Partir Moi Aussi En Europe Pour Travailler Mais Pas Me Loger La Bas J Espere Un Suite Favorable		1	0.1%
Question Indicretes		1	0.1%
Questionnaire Assez Complet, Dans L'Ensemble C'Est Assez Bien		1	0.1%
Questionnaire Est Kilometrique		1	0.1%
Questionnaire Long		1	0.1%
Questionnaire Pertinent / Lacunes Sur L'Environnement Familial		1	0.1%
Questionnaire TreS Long		1	0.1%
Questionnaire Tres Long		1	0.1%
Questionnaire Trop Long Pas Pratique Pour Les Personnes Agees		1	0.1%
Questions Coherantes Et Retracent De Facon Exhanstive La Vie De Tout Enquete		1	0.1%
Quiere Papeles Para Poder Trabajar		1	0.1%
R A S		1	0.1%
R A S		2	0.2%

remarques: Remarks

Value	Label	Cases	Percentage
R A S		1	0.1%
R A S		5	0.6%
R A S		7	0.8%
R.A.S		12	1.4%
R.A.S.		2	0.2%
Ras		245	28.9%
Ras (Il Envisage De Faire Un Voyage En France Pour Actualiser Sa Nationalite Francaise Comme Cela Ses Enfants Pourront Egalement En Beneficier Et Emigres Alors Plus Facilement)		1	0.1%
Ras Si Non Vous Etes Un Enqueteur Tres Gentil		1	0.1%
Ras,		1	0.1%
Ras. Sauf Qu Elle Dit Avoir Ete Contente Du Fait Qu On L Ai Retrouvee A Medina Pour Faire L Etude		1	0.1%
Ras:Sinon Je Tiens A Dire Que Je Partirais Des Que Jen Aurai Les Moyens		1	0.1%
Recueillir Des Infos Sur Les DifficulteS RencontreEs/ Le Train De Vie Des Migrants, Nos Impressions Sur La France, Recueil Du Recit De Vie		1	0.1%
Relativement PreCis		1	0.1%
Remerciement		1	0.1%
Revenir Sur Les Objectifs		1	0.1%
Rien		2	0.2%
Rien De Particulier; J'Ai Bien Aime		1	0.1%
Rien a Dire, C'Est		1	0.1%

remarques: Remarks

Value	Label	Cases	Percentage
Ennuyeux, Les Questios Sont ComplicueEs			
Satisfait Et Cooperant		1	0.1%
Se Preguntan Cosas Muy Personales Y Es Muy Largo		1	0.1%
Si C Est Pour Aider Les Migrants A Vivre Dans De Bonnes Conditions C Est Une Bonne Chose		1	0.1%
Si Cette Etude Pourrait Maintenir Les Jeunes Dans Le Pays cA Serait Mieux		1	0.1%
Si Dans Les Pays Africains Il Y Avait Le Minimum Vital, Je N'HeSiterais Pas a Rentrer, Retourner Vivre Au Senegal		1	0.1%
Si Es Para La Mejora De Las Condiciones De Los Senegaleses Esta Bien		1	0.1%
Si Il Va Dans Le Sens De Faire Changer Les Choses, C'Est Bien. Il Faut Faire Comprendre Que Ceux Qui Sont La Ne Sont Pas La Par Plaisir Et Qu'Il En Comptaient Pas Rester En France Definitivement		1	0.1%
Solucionar Problemas		1	0.1%
Somos Sin Papeles Que Nos Mejora Las Condiciones Y Esta Bien Que Sepan Nuestros Puntos De Vista		1	0.1%
Sono Domande Molto Personali E Non Capisce		1	0.1%

remarques: Remarks

Value	Label	Cases	Percentage
A Cosa Possano Servire			
Souhaite Que Cette Etude Ne Soit Rengee Dans Les Tiroirs		1	0.1%
Souhaite Que Cette Etude Ne Tombe Pas Dans Les Tiroirs Puisque Dautres Enquetes Ont Ete Toujours Faites Ou Organisees Dans Les Pays Mais Les Resultats Restent Inconnus Du Peuple Il Faut Communiquer Sur Les Resultats		1	0.1%
Souhaite Que L'Etude Serve A Bouster La Migration En Faisant Sauter Les Barrieres Sur L'Obtention Des Visas		1	0.1%
Souhaite Que Les Migrations Soient Facilitees Pour Lutter Contre Le Chomage Des Jeunes Et La Lutte Contre La Pauvrete		1	0.1%
Souhaite Que Les Migrations Soient Facilites , C'Est Un Facteur De Lutte Contre La Pauvrete		1	0.1%
Souhaite Une Reussite A Lenquete Et Questionnaire Interessante Mais Longue		1	0.1%
Suite Favorable Car Je Sais Bien Faire Les Tresses		1	0.1%
Sujet Interessant		1	0.1%
Sur Quoi Ce Questionnaire Va DeBoucher ? Quelle Est La Finalite Et		1	0.1%

remarques: Remarks

Value	Label	Cases	Percentage
L'Utilisation Des RePonses Fournies ?			
TreS Long		1	0.1%
TreS Long, Pas Assez SyntheTique Dans Les Questions		1	0.1%
Tres Bon Permet De Parler De Ses Experiences		1	0.1%
Troppe Domande Personali		1	0.1%
Trouve Ce Questionnaire InteRessant		1	0.1%
Une Etude TreS InteRessante		1	0.1%
Veut Savoir Reellement Quelle Sera L Impact De L Etude Sur Le Quotidien Des Menages De Facon Concrete		1	0.1%
Volonte De Pouvoir Participer Aux ReUnions Publiques		1	0.1%
Vos Questionnaires Sont Dures Et Penibles		1	0.1%
Vos Questions Sont De L'Ordre D'Un Interrogatoire De Police Et S'Eloignent De La Thematique De La Migration		1	0.1%
Votre Questionnaire Est Long Et J Espere Que Ca N A Rien A Voir Avec L Impot Ensuite Il M A Dit Que Sa Femme Ne Pourra Pas Participer A L Etude Parceque C Est Une "Sokhna" Et Franchement Il M A Donne		1	0.1%

# remarques: Remarks			
Value	Label	Cases	Percentage
Les Informations Essentielles			
Vous Cherchez a Tout Savoir Sur Notre Vie Et Vous Posez Toutes Sortes De Questions, J'EspeRe Qu'On Ne Va Pas Les Utiliser Contre Nous		1	0.1%
Vous Demander Trop C'Est Un Ques. Trop Long Dans L'Avenir Essayer D'Etre Plus Bref		1	0.1%
Vous Demandez La Vie Intime Des Enquetes		1	0.1%
Vous En Demandez Trop		1	0.1%
Vous Serez Toujours Les Bienvenus Je Suis Un Candidat A L Immigration Donc Je Ne Peux Qu Encourager Cette Etude		1	0.1%
eL Espera Que Se Pueda Confiar Que Sus Datos No Se Daran En Ninguna Parte Porque No Le Gusta Que Su Nombre Aparezca.		1	0.1%
<i>Warning: these figures indicate the number of cases found in the data file. They cannot be interpreted as summary statistics of the population of interest.</i>			
# h_fin: Hour of the end of the interview			
Information	[Type= discrete] [Format=character] [Missing=*]		
Statistics [NW/ W]	[Valid=1648 /-] [Invalid=0 /-]		
Source	Interviewer		
Literal question	END TIME:		
Value	Label	Cases	Percentage
0.11.00		1	0.1%
00:15:00		1	0.1%
00:42:00		1	0.1%
01:35:00		1	0.1%
02:05:00		1	0.1%
02:39:00		1	0.1%

h_fin: Hour of the end of the interview

Value	Label	Cases	Percentage
08:34:00		1	0.1%
09:04:00		1	0.1%
09:35:00		1	0.1%
09:40:00		2	0.1%
09:44:00		1	0.1%
09:48:00		1	0.1%
09:55:00		1	0.1%
09:58:00		1	0.1%
09:59:00		1	0.1%
10.30.00		1	0.1%
10.40.00		2	0.1%
10.45.00		1	0.1%
10.50.00		2	0.1%
10:00:00		1	0.1%
10:05:00		3	0.2%
10:10:00		3	0.2%
10:15:00		4	0.2%
10:17:00		1	0.1%
10:18:00		1	0.1%
10:19:00		1	0.1%
10:20:00		1	0.1%
10:25:00		1	0.1%
10:30:00		5	0.3%
10:35:00		3	0.2%
10:38:00		2	0.1%
10:40:00		4	0.2%
10:42:00		1	0.1%
10:45:00		6	0.4%
10:46:00		1	0.1%
10:47:00		1	0.1%
10:48:00		1	0.1%
10:50:00		3	0.2%
10:51:00		1	0.1%
10:53:00		1	0.1%
10:55:00		3	0.2%
11.05.00		2	0.1%
11.10.00		1	0.1%
11.15.00		1	0.1%
11.20.00		1	0.1%
11.30.00		7	0.4%
11.35.00		1	0.1%
11.45.00		3	0.2%
11.55.00		3	0.2%
11:00:00		10	0.6%
11:02:00		1	0.1%

h_fin: Hour of the end of the interview

Value	Label	Cases	Percentage
11:05:00		4	0.2%
11:06:00		1	0.1%
11:09:00		2	0.1%
11:10:00		5	0.3%
11:13:00		1	0.1%
11:15:00		10	0.6%
11:20:00		9	0.5%
11:21:00		1	0.1%
11:22:00		1	0.1%
11:24:00		1	0.1%
11:25:00		3	0.2%
11:26:00		1	0.1%
11:27:00		1	0.1%
11:29:00		1	0.1%
11:30:00		14	0.8%
11:31:00		2	0.1%
11:32:00		1	0.1%
11:34:00		1	0.1%
11:35:00		8	0.5%
11:36:00		1	0.1%
11:40:00		8	0.5%
11:41:00		2	0.1%
11:42:00		2	0.1%
11:43:00		3	0.2%
11:44:00		1	0.1%
11:45:00		12	0.7%
11:46:00		1	0.1%
11:47:00		2	0.1%
11:48:00		1	0.1%
11:49:00		2	0.1%
11:50:00		5	0.3%
11:51:00		1	0.1%
11:52:00		3	0.2%
11:53:00		2	0.1%
11:55:00		5	0.3%
11:56:00		1	0.1%
11:57:00		1	0.1%
11:58:00		2	0.1%
11:59:00		1	0.1%
12.00.00		7	0.4%
12.10.00		6	0.4%
12.15.00		3	0.2%
12.20.00		2	0.1%
12.30.00		3	0.2%
12.35.00		1	0.1%

h_fin: Hour of the end of the interview

Value	Label	Cases	Percentage
12:45:00		1	0.1%
12:50:00		3	0.2%
12:00:00		9	0.5%
12:02:00		2	0.1%
12:03:00		3	0.2%
12:05:00		10	0.6%
12:06:00		1	0.1%
12:07:00		4	0.2%
12:08:00		3	0.2%
12:09:00		1	0.1%
12:10:00		6	0.4%
12:11:00		1	0.1%
12:12:00		1	0.1%
12:13:00		1	0.1%
12:14:00		1	0.1%
12:15:00		5	0.3%
12:16:00		3	0.2%
12:17:00		5	0.3%
12:18:00		3	0.2%
12:20:00		11	0.7%
12:21:00		3	0.2%
12:22:00		3	0.2%
12:24:00		3	0.2%
12:25:00		3	0.2%
12:26:00		2	0.1%
12:27:00		1	0.1%
12:28:00		1	0.1%
12:29:00		1	0.1%
12:30:00		25	1.5%
12:31:00		1	0.1%
12:32:00		1	0.1%
12:34:00		1	0.1%
12:35:00		9	0.5%
12:37:00		2	0.1%
12:38:00		1	0.1%
12:39:00		1	0.1%
12:40:00		11	0.7%
12:41:00		2	0.1%
12:42:00		1	0.1%
12:43:00		3	0.2%
12:44:00		3	0.2%
12:45:00		10	0.6%
12:46:00		1	0.1%
12:47:00		4	0.2%
12:48:00		2	0.1%

h_fin: Hour of the end of the interview

Value	Label	Cases	Percentage
12:49:00		3	0.2%
12:50:00		6	0.4%
12:51:00		1	0.1%
12:53:00		2	0.1%
12:55:00		6	0.4%
12:56:00		1	0.1%
12:57:00		2	0.1%
12:59:00		1	0.1%
13:00:00		3	0.2%
13:10:00		2	0.1%
13:15:00		4	0.2%
13:30:00		2	0.1%
13:35:00		1	0.1%
13:40:00		1	0.1%
13:50:00		1	0.1%
13:00:00		11	0.7%
13:01:00		3	0.2%
13:02:00		5	0.3%
13:03:00		1	0.1%
13:05:00		10	0.6%
13:06:00		2	0.1%
13:07:00		3	0.2%
13:08:00		2	0.1%
13:09:00		2	0.1%
13:10:00		9	0.5%
13:11:00		2	0.1%
13:12:00		1	0.1%
13:13:00		1	0.1%
13:14:00		1	0.1%
13:15:00		9	0.5%
13:16:00		1	0.1%
13:18:00		1	0.1%
13:19:00		2	0.1%
13:20:00		14	0.8%
13:21:00		2	0.1%
13:22:00		4	0.2%
13:25:00		4	0.2%
13:26:00		3	0.2%
13:27:00		1	0.1%
13:28:00		3	0.2%
13:30:00		19	1.2%
13:31:00		1	0.1%
13:32:00		1	0.1%
13:33:00		3	0.2%
13:34:00		3	0.2%

h_fin: Hour of the end of the interview

Value	Label	Cases	Percentage
13:35:00		7	0.4%
13:36:00		1	0.1%
13:37:00		4	0.2%
13:38:00		2	0.1%
13:39:00		1	0.1%
13:40:00		17	1.0%
13:41:00		1	0.1%
13:42:00		4	0.2%
13:43:00		3	0.2%
13:45:00		16	1.0%
13:46:00		1	0.1%
13:47:00		1	0.1%
13:49:00		1	0.1%
13:50:00		6	0.4%
13:51:00		1	0.1%
13:52:00		3	0.2%
13:54:00		4	0.2%
13:55:00		4	0.2%
13:56:00		2	0.1%
13:57:00		1	0.1%
13:58:00		2	0.1%
13:59:00		2	0.1%
14:00:00		5	0.3%
14:05:00		1	0.1%
14:15:00		1	0.1%
14:20:00		1	0.1%
14:30:00		3	0.2%
14:40:00		1	0.1%
14:55:00		1	0.1%
14:00:00		12	0.7%
14:01:00		1	0.1%
14:02:00		1	0.1%
14:03:00		3	0.2%
14:05:00		7	0.4%
14:07:00		2	0.1%
14:08:00		1	0.1%
14:09:00		1	0.1%
14:10:00		9	0.5%
14:11:00		2	0.1%
14:13:00		1	0.1%
14:14:00		1	0.1%
14:15:00		9	0.5%
14:17:00		2	0.1%
14:20:00		9	0.5%
14:23:00		1	0.1%

h_fin: Hour of the end of the interview

Value	Label	Cases	Percentage
14:25:00		6	0.4%
14:30:00		11	0.7%
14:31:00		2	0.1%
14:32:00		1	0.1%
14:35:00		8	0.5%
14:36:00		1	0.1%
14:37:00		2	0.1%
14:38:00		2	0.1%
14:39:00		1	0.1%
14:40:00		4	0.2%
14:43:00		1	0.1%
14:45:00		7	0.4%
14:46:00		2	0.1%
14:48:00		1	0.1%
14:49:00		1	0.1%
14:50:00		8	0.5%
14:52:00		1	0.1%
14:55:00		3	0.2%
14:57:00		3	0.2%
14:58:00		1	0.1%
15:00:00		2	0.1%
15:10:00		1	0.1%
15:30:00		3	0.2%
15:40:00		1	0.1%
15:45:00		1	0.1%
15:50:00		3	0.2%
15:00:00		17	1.0%
15:03:00		1	0.1%
15:05:00		2	0.1%
15:06:00		1	0.1%
15:07:00		1	0.1%
15:09:00		1	0.1%
15:10:00		5	0.3%
15:11:00		2	0.1%
15:12:00		1	0.1%
15:13:00		1	0.1%
15:14:00		1	0.1%
15:15:00		11	0.7%
15:17:00		1	0.1%
15:19:00		1	0.1%
15:20:00		5	0.3%
15:22:00		2	0.1%
15:23:00		1	0.1%
15:25:00		6	0.4%
15:26:00		1	0.1%

h_fin: Hour of the end of the interview

Value	Label	Cases	Percentage
15:27:00		1	0.1%
15:29:00		1	0.1%
15:30:00		15	0.9%
15:31:00		3	0.2%
15:32:00		1	0.1%
15:33:00		2	0.1%
15:35:00		4	0.2%
15:37:00		2	0.1%
15:38:00		1	0.1%
15:40:00		7	0.4%
15:42:00		3	0.2%
15:44:00		1	0.1%
15:45:00		9	0.5%
15:46:00		1	0.1%
15:47:00		1	0.1%
15:48:00		1	0.1%
15:49:00		1	0.1%
15:50:00		11	0.7%
15:52:00		3	0.2%
15:54:00		1	0.1%
15:55:00		2	0.1%
16:10:00		2	0.1%
16:15:00		2	0.1%
16:20:00		3	0.2%
16:30:00		4	0.2%
16:40:00		2	0.1%
16:50:00		1	0.1%
16:55:00		1	0.1%
16:00:00		19	1.2%
16:01:00		1	0.1%
16:03:00		1	0.1%
16:04:00		1	0.1%
16:05:00		7	0.4%
16:07:00		1	0.1%
16:09:00		1	0.1%
16:10:00		10	0.6%
16:11:00		2	0.1%
16:15:00		9	0.5%
16:18:00		1	0.1%
16:19:00		1	0.1%
16:20:00		4	0.2%
16:22:00		2	0.1%
16:24:00		1	0.1%
16:25:00		7	0.4%
16:29:00		1	0.1%

h_fin: Hour of the end of the interview

Value	Label	Cases	Percentage
16:30:00		12	0.7%
16:31:00		1	0.1%
16:32:00		3	0.2%
16:33:00		2	0.1%
16:35:00		11	0.7%
16:38:00		3	0.2%
16:40:00		4	0.2%
16:42:00		1	0.1%
16:44:00		2	0.1%
16:45:00		5	0.3%
16:49:00		2	0.1%
16:50:00		4	0.2%
16:52:00		4	0.2%
16:54:00		1	0.1%
16:55:00		3	0.2%
16:58:00		1	0.1%
16:59:00		1	0.1%
17:00:00		3	0.2%
17:05:00		1	0.1%
17:10:00		2	0.1%
17:15:00		1	0.1%
17:20:00		4	0.2%
17:25:00		1	0.1%
17:30:00		3	0.2%
17:35:00		1	0.1%
17:40:00		2	0.1%
17:45:00		2	0.1%
17:50:00		2	0.1%
17:00:00		11	0.7%
17:02:00		1	0.1%
17:03:00		1	0.1%
17:05:00		5	0.3%
17:06:00		2	0.1%
17:07:00		3	0.2%
17:08:00		2	0.1%
17:09:00		1	0.1%
17:10:00		5	0.3%
17:12:00		1	0.1%
17:13:00		1	0.1%
17:15:00		11	0.7%
17:18:00		1	0.1%
17:19:00		1	0.1%
17:20:00		6	0.4%
17:22:00		1	0.1%
17:23:00		1	0.1%

h_fin: Hour of the end of the interview

Value	Label	Cases	Percentage
17:25:00		8	0.5%
17:26:00		2	0.1%
17:27:00		3	0.2%
17:29:00		1	0.1%
17:30:00		8	0.5%
17:32:00		1	0.1%
17:33:00		1	0.1%
17:35:00		3	0.2%
17:37:00		2	0.1%
17:38:00		1	0.1%
17:39:00		1	0.1%
17:40:00		6	0.4%
17:42:00		1	0.1%
17:44:00		1	0.1%
17:45:00		13	0.8%
17:46:00		1	0.1%
17:49:00		2	0.1%
17:50:00		2	0.1%
17:53:00		1	0.1%
17:54:00		1	0.1%
17:55:00		7	0.4%
17:58:00		1	0.1%
18:00:00		6	0.4%
18:10:00		4	0.2%
18:15:00		2	0.1%
18:20:00		3	0.2%
18:30:00		5	0.3%
18:35:00		1	0.1%
18:40:00		1	0.1%
18:45:00		1	0.1%
18:00:00		15	0.9%
18:05:00		7	0.4%
18:06:00		1	0.1%
18:07:00		1	0.1%
18:10:00		4	0.2%
18:12:00		1	0.1%
18:13:00		3	0.2%
18:14:00		1	0.1%
18:15:00		4	0.2%
18:18:00		2	0.1%
18:20:00		6	0.4%
18:22:00		2	0.1%
18:23:00		2	0.1%
18:24:00		1	0.1%
18:25:00		4	0.2%

h_fin: Hour of the end of the interview

Value	Label	Cases	Percentage
18:26:00		1	0.1%
18:27:00		1	0.1%
18:28:00		1	0.1%
18:29:00		1	0.1%
18:30:00		11	0.7%
18:31:00		1	0.1%
18:32:00		1	0.1%
18:34:00		2	0.1%
18:35:00		5	0.3%
18:37:00		2	0.1%
18:38:00		1	0.1%
18:39:00		2	0.1%
18:40:00		6	0.4%
18:41:00		1	0.1%
18:45:00		8	0.5%
18:47:00		2	0.1%
18:48:00		2	0.1%
18:50:00		6	0.4%
18:51:00		1	0.1%
18:55:00		2	0.1%
18:58:00		2	0.1%
18:59:00		1	0.1%
19:00:00		5	0.3%
19:10:00		1	0.1%
19:15:00		2	0.1%
19:20:00		2	0.1%
19:30:00		10	0.6%
19:35:00		1	0.1%
19:40:00		2	0.1%
19:50:00		2	0.1%
19:00:00		10	0.6%
19:01:00		1	0.1%
19:04:00		1	0.1%
19:05:00		3	0.2%
19:07:00		2	0.1%
19:08:00		1	0.1%
19:10:00		5	0.3%
19:12:00		2	0.1%
19:14:00		2	0.1%
19:15:00		8	0.5%
19:16:00		1	0.1%
19:18:00		1	0.1%
19:20:00		5	0.3%
19:21:00		1	0.1%
19:25:00		3	0.2%

h_fin: Hour of the end of the interview

Value	Label	Cases	Percentage
19:27:00		1	0.1%
19:30:00		8	0.5%
19:31:00		1	0.1%
19:33:00		1	0.1%
19:34:00		1	0.1%
19:35:00		1	0.1%
19:36:00		1	0.1%
19:37:00		1	0.1%
19:38:00		1	0.1%
19:40:00		4	0.2%
19:45:00		8	0.5%
19:50:00		4	0.2%
19:51:00		1	0.1%
19:55:00		4	0.2%
19:58:00		3	0.2%
20:00:00		5	0.3%
20:10:00		1	0.1%
20:15:00		3	0.2%
20:20:00		2	0.1%
20:30:00		3	0.2%
20:40:00		1	0.1%
20:45:00		1	0.1%
20:00:00		9	0.5%
20:01:00		1	0.1%
20:05:00		3	0.2%
20:08:00		1	0.1%
20:09:00		1	0.1%
20:10:00		2	0.1%
20:13:00		1	0.1%
20:14:00		1	0.1%
20:15:00		4	0.2%
20:17:00		2	0.1%
20:20:00		4	0.2%
20:25:00		5	0.3%
20:26:00		1	0.1%
20:28:00		1	0.1%
20:30:00		9	0.5%
20:35:00		3	0.2%
20:37:00		1	0.1%
20:39:00		1	0.1%
20:40:00		1	0.1%
20:44:00		1	0.1%
20:45:00		6	0.4%
20:46:00		1	0.1%
20:47:00		1	0.1%

h_fin: Hour of the end of the interview

Value	Label	Cases	Percentage
20:50:00		2	0.1%
20:51:00		1	0.1%
20:54:00		1	0.1%
20:55:00		5	0.3%
20:57:00		1	0.1%
21:20:00		2	0.1%
21:30:00		5	0.3%
21:45:00		2	0.1%
21:00:00		8	0.5%
21:01:00		1	0.1%
21:02:00		2	0.1%
21:05:00		2	0.1%
21:07:00		1	0.1%
21:09:00		1	0.1%
21:10:00		3	0.2%
21:13:00		1	0.1%
21:15:00		2	0.1%
21:17:00		1	0.1%
21:20:00		1	0.1%
21:22:00		1	0.1%
21:30:00		6	0.4%
21:33:00		1	0.1%
21:37:00		1	0.1%
21:40:00		3	0.2%
21:45:00		2	0.1%
21:50:00		1	0.1%
21:52:00		1	0.1%
21:55:00		1	0.1%
21:58:00		1	0.1%
22:45:00		1	0.1%
22:00:00		3	0.2%
22:08:00		1	0.1%
22:10:00		3	0.2%
22:12:00		1	0.1%
22:15:00		2	0.1%
22:16:00		1	0.1%
22:17:00		1	0.1%
22:20:00		1	0.1%
22:25:00		2	0.1%
22:30:00		2	0.1%
22:35:00		2	0.1%
22:40:00		3	0.2%
22:45:00		1	0.1%
22:46:00		1	0.1%
22:50:00		1	0.1%

# h_fin: Hour of the end of the interview			
Value	Label	Cases	Percentage
22:55:00		3	0.2%
23:00:00		2	0.1%
23:10:00		1	0.1%
23:20:00		1	0.1%
23:57:00		1	0.1%
9:05:00		1	0.1%
<i>Warning: these figures indicate the number of cases found in the data file. They cannot be interpreted as summary statistics of the population of interest.</i>			
# e1: This person was			
Information	[Type= discrete] [Format=numeric] [Range= 1-9999] [Missing=*]		
Statistics [NW/ W]	[Valid=1660 /-] [Invalid=8 /-]		
Source	Interviewer		
Pre-question	INTERVIEWER'S OBSERVATIONS – TO BE FILLED OUT AFTER THE INTERVIEW		
Literal question	E1. This person was:		
Post-question	If e1 in 1 => Go to e2 (E2)		
Value	Label	Cases	Percentage
1	Easily persuaded to participate	1401	84.4%
2	A bit difficult to persuade	213	12.8%
3	Very difficult to persuade	46	2.8%
Sysmiss		8	
<i>Warning: these figures indicate the number of cases found in the data file. They cannot be interpreted as summary statistics of the population of interest.</i>			
# e1a: For what reason was she/he reluctant			
Information	[Type= discrete] [Format=character] [Missing=*]		
Statistics [NW/ W]	[Valid=251 /-]		
Universe	If e1 in 2, 3		
Source	Interviewer		
Literal question	E1A. For what reasons was he/she reluctant to participate? And which arguments enabled you to convince him/her in the end?		
Value	Label	Cases	Percentage
"Qui Se Cache DerrieRe Tout ca?"/ InteReT Pour ImmigreS Parait Suspect		1	0.4%
.b		7	2.8%
.c		6	2.4%
3		1	0.4%
A Demande Le But De L'EnquÃŠte,Le Choix Sur Sa Personn.La Bonne Senbilisation +Explication De La Chronologie De L'Etude Et But (Depliant - Ined)		1	0.4%

e1a: For what reason was she/he reluctant

Value	Label	Cases	Percentage
Anonymat		1	0.4%
Argomenti E Non E' In Regola Con Documenti		1	0.4%
Avec Sarkozy, Va-T-Il Me Demander De Choisir Entre Mes Deux NationaliteS ?		1	0.4%
Bien La Sensibiliser En La Disant Que Toute Personne Tiree Represente Tout Le Quartier		1	0.4%
Car Les Parents (Sa MeRe) Qui A Particippe Au Sn Qui En A Parle Et Fait Savoir Que Ceux Qui Participaient Aux Questionnaires Au "Pays" Pourraient Obtenir Des Papiers, J'Ai DeBattu Avec Elle Des IdeEs RecUes Sur Les Populations Migrants Et La R		1	0.4%
Ce N'Est Pas Moi Qui L'Ai Convaincu, C'Est Babakar		1	0.4%
Cela Lui Rapelle De Mauvais Souvenir Comme Sa Maladie Ses Bagages Qu Il Laisse En France		1	0.4%
Che Era Libero Di Rispondere E Aveva Paura Di Essere Poi Controllato Nella Legalita' Della Burocrazia		1	0.4%
Climat GeNeRal Autour De L'Immigration; N'Y Crois Plus		1	0.4%
Compatibilidad De Horarios		1	0.4%
Concernant Les Objectifs Et		1	0.4%

e1a: For what reason was she/he reluctant

Value	Label	Cases	Percentage
La PorteE De L'EnqueTe			
Crainte De Donner Les Noms		1	0.4%
D Abord Elle M A Dit Que Ce N Etait Pas La Bonne Adresse Elle Avait Peur Je L Ai Rassure En Lui Disant Que C Est Dans Le But D Une Recherche Organisee Par L Ucad Donc Je Ne Suis Ni De La Police Ni Un Quelconque Malfrat		1	0.4%
Dailleurs Pour Le Trouver Chez Lui Jai Effectue Entout 7 Contacts Au Total Jai Beaucoup Dialoguer Pour Linterviver Et Il A Ete Trop Severe Avec Moi Il Nest Pas Du Tout Cooperant		1	0.4%
Decia Que No Le Daban Gran Cosa Para Perder Tiempo, Queria Dinero		1	0.4%
Demande A Etre Clarifier Sur La Finalite De L Etude		1	0.4%
Desconfiaba Pero Se Explico Que Era Con Fines Academicos Para Estudiar El Porque De Las Migraciones Africanas A Europa A Demas Coordinado Con Universidad De Dakar		1	0.4%
Desconfianza Sobre Para Que Es Esto		1	0.4%
Dice Che Ha Paura Della Violazione		1	0.4%

e1a: For what reason was she/he reluctant

Value	Label	Cases	Percentage
Della Privacy. Sta Facendo I Fogli Per La Cittadinanza			
Dice Que Es Persona Mayor Vivio Poco Tiempo En Senegal Y Que No Le Interesa La Encuesta.Ademas Que Esta Muy Enferma.Por Lo Que Contesto Lo Que Deseo Y Recordo.No Desea Dar Datos De Telefono, No Quiere Que La Molesten.		1	0.4%
Diceva Che Non Capiva A Cosa Potesse Servire Tutto Questo		1	0.4%
Diffidenza		2	0.8%
Diffidenza. La Serieta' Dello Studio E La Conoscenza Con Il Medico Curante		1	0.4%
Diffidenza. Un Po' Di Insistenza		1	0.4%
Dificultad De Idioma, He Tenido Que Convencer Antes Al Marido		1	0.4%
Doveva Lavorare (Era Con Un Amico A Vendere Al Mercatino Delle Pulci)		1	0.4%
E' Clandestina E Ha Paura		1	0.4%
E' Stato Convinto Da Un Italiano Amico Di Suo Fratello Mio Conoscente		1	0.4%
Ego A Dit Qu'Elle Ne Disposait Pas D'Assez De Temps; J'Ai RePondu Que Le Questionnaire eTait Assez Simple.		1	0.4%

e1a: For what reason was she/he reluctant

Value	Label	Cases	Percentage
Ego A Invoque L'Implication De Son Mari Dans La Politique Au SeNeGal Et D'Autres Sujets ePineux. J'Ai Invoque Le CaracteRe Purement Scientifique De L'eTude Et Je Lui Ai Confie Un Questionnaire Pour Examen PreAlable		1	0.4%
Ego eTait Super Speed, Un Peu Agressif; J'Ai Failli ArreTer Au Tout Debut Car Trop Stressant		1	0.4%
El Idioma , Pero Un Amigo Ayudo En La Traducccion		1	0.4%
Elle A D Abord Demande L Aval De Son Mari. Vu Qu Elle Etait Hesitante Je L Ai Demande De Faire L Entretien En Presence De Son Mari		1	0.4%
Elle Avait Peur ,N'Avait Aucune Information		1	0.4%
Elle Comprenait Pas Le But De L'EnqueTe J'Ai D'Alors Lui Clarifier		1	0.4%
Elle Disait Qu'On Devait Attendre L'Arrivee De Sa Soeur .J'Ai Argumenter En Lui Expliquant L'Echantillonnage		1	0.4%
Elle Etait Un Peu Vielle Et Son Mari Etait Absent Avait Peur De Reveler Des Secrets		1	0.4%
Elle N'Avait A Comprendre Le		1	0.4%

e1a: For what reason was she/he reluctant

Value	Label	Cases	Percentage
Choix Qui Lui Est Fait			
Elle N'Avait Pas Le Temps		1	0.4%
Elle Se Demande Ou Va AtteRir Ce Document. Je Lui Ai Dit Que Son Nom N'Y Figurera Pas Et Que Tout Le Monde N'Avait Pas AcceS a Nos DonneEs Qui Sont Confidentielles Et InformatiseEs		1	0.4%
Elle Souhaitait Verifie Aupres De Sa Mere Qui Vit Au Senegal Que C'Est Elle Qui A Transmis Ses Coordonnees		1	0.4%
Elle Travail Chez lPersonnalite Et Leur Employeur Leur EmpÃŠChe De Prendre MÃŠMe Le Courier Ou Repondre A l Etude. J'Ai DÃŠ MÃŠMe Augmenter Avec L'Etude Pour La Convaicre		1	0.4%
Elle Venait D'Accoucher Et Elle Avait Mal a La TeTe		1	0.4%
Elle Voulait Avoir L'Accord De Son Mari Comme Sa Co-Epouse Qui Est La lEre Femme Etait Absente Lors De L'EnquÃŠTe Menage Elle A Dit De Prendre Ses Responsabilite Elle MÃŠMe		1	0.4%
Elle Voulait L Accord De Son Mari Pour Participer		1	0.4%

e1a: For what reason was she/he reluctant

Value	Label	Cases	Percentage
Elle Voulait L'Accord De Son Mari		1	0.4%
Elle Voulait L'Accord De Son Pere		1	0.4%
Elle Voulait L'accord De Son Mari		1	0.4%
Entre Son Travail Et Sapratique De La Religion, Elle Disait Ne Pas Avoir Le Temps		1	0.4%
Era Diffidente, Gli Ho Spiegato L'Importanza Della Ricerca		1	0.4%
Era Facil Pero El Estaba Muy Cansado Por Venir De Trabajar Y No Estaba Animado Pero Al Final Bien,Luego Tenia Que Volver A Trabajar Pero Era Muy Simpatico.		1	0.4%
Era Timoroso. Mi Ha Detto:"Con I Tempi Di Oggi C'E' Da Temere Di Tutto"		1	0.4%
Falta De Confianza		1	0.4%
Falta De Tiempo		1	0.4%
Faute De Temps		1	0.4%
Faute De Temps Ensuite Qu Elle Disait Qu Elle Ne Peut Pas Se Souvenir De Ce Qui S Est Passer Il Y 40 Ans		1	0.4%
Gli Uomini Non Gradiscono L'Intervista Alle Donne. Sono Amica Del Suo Medico Curante; Ho Proposto L'Intervista In Studio, Garantito L'Anonimato E Spiegato		1	0.4%

e1a: For what reason was she/he reluctant

Value	Label	Cases	Percentage
L'Importanza Della Ricerca			
Gli Uomini Non Gradiscono L'Intervista Alle Donne. Sono Amica Del Suo Medico E Ho Garantito L'Anonimato (L'Intervista Effettuata Nello Studio Medico In Presenza Di Un'Amica Che Si Fara' Intervistare Successivamente)		1	0.4%
Ha Paura Di Dare Informazioni. Bisogna Cercare Di Fare Le Domande Con Un Certo Tatto		1	0.4%
Ho Detto Che Ci Interessavano I Loro Problemi		1	0.4%
Ho Dovuto Spiegargli, Facendogli Leggere Il Volantino, Che La Ricerca E' Importante		1	0.4%
Il A Eu Une Mauvaise Experience Car Ayant Deja Tente Daller En Espagne Par Les Pirogues Et Il Ne Voulait Pa Quon Le Reconnaisse Je Lui Ai Assure Que Son Nom Et Adresse Seront Detruits Apres La Collecte Pour Laisser Place A Des Codes		1	0.4%
Il Comprenait Pas Le But De L'EnqueTe		1	0.4%
Il Disait N'Avoir Pas Beaucoup De Temps. Je Lui Ai Fait Savoir Qu'Il Pouvait Prendre Tout Son Temps Et Me Donner Le Rendez-		1	0.4%

e1a: For what reason was she/he reluctant

Value	Label	Cases	Percentage
Vous Qui L'Arrangerait			
Il Disait Que Je Cherche a Connaitre Sa Vie PriveE		1	0.4%
Il Dit Ne Pas Me Connaitre. Je Lui Ai Dit Qu'Il Aura Le Sentiment D'Avoir Servis a Quelquechose Et Contribuera a Aider La Nation a Comprendre Les PheNomes De La Migration		1	0.4%
Il Dit Qu'Il Avait Donner Tous Les Renseignements Lors De L'Enquete Menage Et C'Est Le Superviseur Qui Est Venu Lui Parler En Pular Et Finalement Il A Accepter De Participer		1	0.4%
Il Doutait De L'Importance De L'Etude		1	0.4%
Il Doutait Du Resultat Que L'Etude Pouvait Apporteret J Ai Du Argumenter Plusieurs Fois Pour Lui Faire Comprendre Que Sans Etudes Il Serait Difficile De Resoudre Nos Problemes De Societe		1	0.4%
Il Doutait Un Peu De L'Anonymat Et De La Confidentialite Des Infos Qu'Il Va Donner / Pour Le Convaincre, Je Lui Ai Parle De L'Autorisation Expresse Et Du NumeRo Fa		1	0.4%

e1a: For what reason was she/he reluctant

Value	Label	Cases	Percentage
Plutôt Qu'Un Nom			
Il Est Déjà Enquête Et Qu Il A Tout Dit Et Je Lui Ai Fait Savoir Que Cela N Est Pas La Même Chose		1	0.4%
Il Est Méfiant Avec Des Questions Comme Pourquoi Moi Réponse Tirage Aléatoire Et Existence D Un Premier Passage...		1	0.4%
Il Fallait L Aval De Son Mari Son Mari A Ete Convaincu Par Le Propriétaire De La Maison Qui Connait Ma Famille		1	0.4%
Il N'Aitait Au Courant De L'Enquête Ménage		1	0.4%
Il N'Avait Pas Beaucoup De Temps Et Ne Comprendait Pas L'Objectif De L'étude		1	0.4%
Il N'Était Pas Au Courant De L'enquête Ménage C'Est Sa Soeur Qui A Parlé Avec Lui Mais En Mandant Et J'Ai Argumenter Un Peu Sur Le But De L'enquête		1	0.4%
Il Ne Voyait Pas D'intérêt À Participer Mais Avec Une Bonne Sensibilisation Sur L'importance De Cette Étude Il A Accepté		1	0.4%
Il Ne Voyait Pas L'importance De L'enquête, Nous L'avons Sensibilisé Sur L'importance		1	0.4%

e1a: For what reason was she/he reluctant

Value	Label	Cases	Percentage
Des Etudes De Terrains Et Ses Consequences Sur La Vie Du Pays			
Il Pensait Que L'Etude Etait Commanditee Par L'Etat Mais Clarification Il S'Est Prete A L'Enquete		1	0.4%
Il Signore E' Senza Permesso Di Soggiorno E Fa L'Ambulante Abusivo		1	0.4%
Il Tenait A Ce J4Attende Le Chef De Menage Jusqu'4A Obtenir L'Aval De Ce Dernier,		1	0.4%
Incompatibilidade Horarias		1	0.4%
Intervino El Marido Ibrahim Para Convencerla Y Ayudar En La Comprension Del Cuestionario		1	0.4%
Intervino Marido Para Ayudarla En Entrevista		1	0.4%
Jai Du Revenir Sur Les Raisons De Lenquete		1	0.4%
Je L Ai Explique La Premiere Phase Que Cette Etude Est Une Suite		1	0.4%
Je Lai Rassure Sur Le Choix De Sa Personne		1	0.4%
Je Pensait Qui Avait InteResse De L'EnqueTe Car C'Est Une eTude		1	0.4%
L Enquete De Voulait Pas Trop S Eparcher Sur Certaines Etapes De Sa Vie Qu Il Considere Comme Intime		1	0.4%
L'Enquete Avait Des Imperatifs Lies A Son Lieu		1	0.4%

e1a: For what reason was she/he reluctant

Value	Label	Cases	Percentage
De Travail Et A La Priere Aussi.			
L'Importanza Dello Studio E L'Anonimato		1	0.4%
L'Utilisation De L'eTude / Anonymat Des Questios / Retracer L'ExpeRience De Chacun Pour Apporter Un Regard eClaire Sur La Vie Des Migrants		1	0.4%
La Gente Mayor De Senegal Comprenda Bien Porque Y Como Alguien Sepa Su Direccion.Le He Convencido Porque Le Estaba Esperando Con Su Mujer Y Su Hija En Casa.Era Una Familia Simpatica Y Hospitalaria		1	0.4%
La Presenza Di Altre Persone		1	0.4%
La Privacy		1	0.4%
La Signora Dice Che E' Gia' Cittadina Italiana, Non Le Interessa La Ricerca. Ho Insistito Un Po'		1	0.4%
Le Daba Pereza		1	0.4%
Le Questionnaire A Ete Juge Trop Long Et Ne S'Attache Pas 0 L'Essentiel		1	0.4%
Le Sue Relazioni. Se Ha Figli Non Ha Voluto Rispondere		1	0.4%
Lenquetee Ne Maitrise Pas Bien Le Wolof Ne Parle Pas Francais Netait Pas Sure Que Je Comprenne Sa Langue		1	0.4%

e1a: For what reason was she/he reluctant

Value	Label	Cases	Percentage
Les EnquÃŠTe Ne Font Que Nous Faire Perdre Du Temps		1	0.4%
Li Croyait Que J'Etai Venu Pour LimpÃ T Et Je Lui Ai Dit Que C'Etait Dans Le Cadre D'Une Etude Organisee Par L'Universite		1	0.4%
Lo Studio Per Il Proprio Paese		1	0.4%
Los Fines De La Encuesta.		1	0.4%
Lui Expliquer L'Intere De L'eTude		1	0.4%
Madre Ayudo A Convencerle		1	0.4%
Manque De Temps		1	0.4%
MeFiance a L'eGard De L'eTude		1	0.4%
MeFiant / Mise En Confiance		1	0.4%
Mefiance/ Discussion		1	0.4%
Muchos Pasos, Llama A Otra Gente, Coincidir Horarios		1	0.4%
Muy Desconfiado Decia Que Eran Muchas Preguntas Y Muy Confidenciales Se Le Dijo Que Era Para Hacer Un Estudio A Nivel De Condiciones De Vida		1	0.4%
N'Est Pas Sur Du Bien Fonde De L'Etude. Finalement En Lui Expliquant L'Import Sur Le Developpement Social, Economique A L'Etude Sue La		1	0.4%

e1a: For what reason was she/he reluctant

Value	Label	Cases	Percentage
Population Et Le Pays			
Ne Comprendait Pas Le But De L'Enquete, Pas InteresseE. // C'Est Sa Fille Qui L'A Convaincue Et Est ResteE Tout Le Long De L'Entretien		1	0.4%
Ne Veut Pas Parler De Sa Vie Privee		1	0.4%
Ne Voulait Pas Donner Son Nom. MeFiant Car Sans Papier		1	0.4%
No Carta		1	0.4%
No Comprendia Bien Para Que Servia El Estudio		1	0.4%
No Entendia Bien El Motivo, Tal Vez Por Idioma, Cree Que Somos Del Ayuntamiento, Su Amiga Ania Ayudo En La Entrevista		1	0.4%
No Entendia Bien.Ayudo La Sobrina Awa		1	0.4%
No Entendia De Lo Que Se Trataba. Su Hija Fatou Ayudo En Entrevista		1	0.4%
No Entendia Para Que Era Eso		1	0.4%
No Entendia Que Solo Es Una Encuesta, Tenia Miedo		1	0.4%
No Ha Recibido Carta		1	0.4%
No Habla Muy Bien Y No Comprendia Ademas No Tiene Permiso De Trabajo Tenia Miedo		1	0.4%
No Le Gustaba Hablar Mucho Sobre Su		1	0.4%

e1a: For what reason was she/he reluctant

Value	Label	Cases	Percentage
Vida Personal Pero Era Muy Simpatica Y Atenta.			
No Le Interesaba En Todo Caso Tendrian Que Haberle Avisado Con Antelacion Para El Presente Estudio		1	0.4%
No Le Interesaba Pero Se Explico Que Era Para La Universidad De Dakar		1	0.4%
No Quería Contestar		1	0.4%
No Quería Que La Molestén. Se Explico Que Era Para La Universidad De Dakar		1	0.4%
No Quiere Dejar Su Telefono Porque No Se Fia		1	0.4%
No Recibio La Carta. Explicarle El Estudio Y Enseñarle La Documentacion, C Folletos.		1	0.4%
No Sabia De Que Se Trataba Se Explico Que Es Para La Universidad De Dakar		1	0.4%
No Sabia Para Que Era Esto		1	0.4%
No Se Fia		1	0.4%
No Se Fiaba, Parece Que Ha Tenido Problemas Con La Policia. Le Muestro La Carta Y Le Explico El Motivo		1	0.4%
Non Capisce A Cosa Serve. Convinta Da Una Senegalese Che Vive In Italia Da Molto Tempo		1	0.4%
Non Capisce A Cosa Serve. Ha		1	0.4%

e1a: For what reason was she/he reluctant

Value	Label	Cases	Percentage
Gia' Risposto Un Suo Amico			
Non Capisce A Cosa Serve. Non Le Ho Chiesto Indirizzo E Telefono		1	0.4%
Non Capisce Bene A Cosa Serve L'Importanza Di Questa Rilevazione		1	0.4%
Non Capisce Il Perche' Di Queste Domande. L'Importanza Dell'Informazione		1	0.4%
Non Capisce Lo Scopo. E' Un Collega Di Un Mio Amico (Si E' Fidato)		1	0.4%
Non Capisce Tutte Queste Domande		1	0.4%
Non Capiva Bene Il Fine Delle Domande		1	0.4%
Non Capiva Bene La Finalita' Del Lavoro Con Le Domande Che Si Facevano		1	0.4%
Non Capiva Il Motivo Della Ricerca, Poi Si E' Convinto		1	0.4%
Non Capiva L'Utilita' Della Ricerca		1	0.4%
Non Capiva Le Ragioni Di Tutte Queste Domande		1	0.4%
Non E' In Regola. C'E' Un Signore Italiano Che Lo Aiuta. Io Gli Ho Detto Che Non Avrei Chiesto Cose E Nomi Che Potrebbero Portare A Lui E Si E' Tranquillizzato		1	0.4%
Non Era Sicuro A Cosa Servisse		1	0.4%

e1a: For what reason was she/he reluctant

Value	Label	Cases	Percentage
Non Era Sicuro Che Venisse Rispettata La Sua Privacy		1	0.4%
Non Ha Capito Bene Cosa Fosse Un Sondaggio		1	0.4%
Non Ha Capito Il Perche' Io Gli Facessi Tutte Queste Domande. L'Importanza Delle Informazioni Per Il Senegal		1	0.4%
Non Ne Vedeva Il Buon Senso E Il Fine Per Lui		1	0.4%
Non Parla Bene L'Italiano. Ho Fatto Vedere Omaggio		1	0.4%
Non Parla Italiano. Il Marito Si E' Prestato Per Tradurre		1	0.4%
Non So, Ma E' Stato Molto Diffidente. La Conoscenza		1	0.4%
Non Vuole Rilasciare Dati Personali (Indirizzo, Tel, Ecc). L'Anonimato E La Serietà Dello Studio		1	0.4%
Par La Sensibilisation Et Le Depliant De L'Ined Que Je Lui Ai Montre		1	0.4%
Parce Qu'Elle Dit Qu'Elle N'A Pas Les Papiers; Arguments: Confidentialite De L'eTude.		1	0.4%
Parce Qu'Elle Est En Situation Irreguliere / J'AI Parle De L'Anonymat Pour La Convaincre		1	0.4%
Parce Qu'En Situation Irreguliere, Pour		1	0.4%

e1a: For what reason was she/he reluctant

Value	Label	Cases	Percentage
La Convaincre J'Ai Invoque L'Anaonymat Du Questionnaire			
Parce Quelle Ne Comprend Pas Pourquoi On La Choisi Alors Au Debut Cest Avec Le Cm Que Javais Parle		1	0.4%
Parcequ Elle Croyait Que C Etait Une Enquete Politicienne		1	0.4%
Parla Poco Italiano. Impiegata Senegalese Centro Sanitario Che L'Aiuta Nella Traduzione		1	0.4%
Pas De Disponibilite, Pas Assez De Temps // Questionnaire Souple Et Rapide a Mettre En Oeuvre		1	0.4%
Pas Disponible; J'Ai Propose De Passer Le Questionnaire Le Week-End.		1	0.4%
Pas Le Temps		4	1.6%
Pas Le Temps Et Manque D'Interet Par Rapport A L'Enquete		1	0.4%
Pas TreS Rassurell A Fallu L'Intervation De SonfreRe Qui L'A Assiste		1	0.4%
Pas Trop Le Temps		1	0.4%
Paura Di Dare I Propri Dati		1	0.4%
Paura Di Dire Le Proprie Cose Perche' Venga Rimandata In Senegal		1	0.4%

e1a: For what reason was she/he reluctant

Value	Label	Cases	Percentage
Per Il Marito. L'Importanza Della Ricerca		1	0.4%
Per Paura		1	0.4%
Per Paura Di Controlli Legali		1	0.4%
Per Tutta L'Intervista Reticenza		1	0.4%
Perche' Aveva Paura Di Dare Notizie. Titubante Per Tutta L'Intervista		1	0.4%
Perche' Ha Paura. L'Importanza Di Questa Intervista		1	0.4%
Perche' Molto Dubbioso. La Motivazione Della Ricerca		1	0.4%
Perche' Non Capiva Che Si Trattava Di Un'Indagine Statistica. L'Omaggio E La Lettura Dei Fogli Informativi Sulla Ricerca		1	0.4%
Perche' Non E' In Regola		1	0.4%
Perche' Non Si Sentiva Sicura		1	0.4%
Perche' Non Voleva Dire Tutti I Nomi Della Famiglia		1	0.4%
Perche' Non Voleva Rilasciare I Suoi Dati		1	0.4%
Perche' Sono Argomenti Personal		1	0.4%
Permessi Per Entrare Nel Paese		1	0.4%
Pero Se Explico Que Es Un Esturio De La Universidad De Dakar		1	0.4%
Personne AbordeE Dans Un Foyer, Ne Connaissait Pas L'EnqueTe		1	0.4%

e1a: For what reason was she/he reluctant

Value	Label	Cases	Percentage
Personne aGeE, HandicapeE. Ne Comprenait Pas Trop L'Objet De L'EnqueTe. Je Lui Ai Propose De La Rencontrer En PreSence D'Une Tiers Personne : Son Ami (Conjoint)		1	0.4%
Por Falta De Confianza		1	0.4%
Por Idioma		1	0.4%
Porque Eran Datos Muy Personales Pero El Marido Ayudo A Convencerla		1	0.4%
Porque No Estaba Convencida De La Encuesta		1	0.4%
Porque Se Lo Tomo Un Poco A Cachondeo		1	0.4%
Porque Tenia Miedo De Ser Repatriada A Su Pais		1	0.4%
Pour Elle J'eTais Un eTranger Qui L'Abordait De ManieRe Importune (Mon Pays D'Origine Et Ma Religion a Mon Avis).		1	0.4%
Pour Le Tirage Pourquoi Elle Et Pas Ses Coepouses. Je Lui Ai Fait Comprendre Que C4Est Un Echantillonnage Et Vu La Lourdeur Qu Questionnaire Nous Ne Pouvions Pas Enqueter Tout Le Monde		1	0.4%
Pour Les Enfants		1	0.4%
Problemas Idioma		1	0.4%
Problemi Di Lingua		1	0.4%

e1a: For what reason was she/he reluctant

Value	Label	Cases	Percentage
Que No Disponia De Mucho Tiempo.Carta		1	0.4%
Queria Saber De Donde Sacamos Su Nombre Y Su Direccion		1	0.4%
Raison : Il N Avait Pas Assez De Temps Son Experience Est Tres Importante Pour Le Peuple Et Je Suis Pret A Suivre Son Rythme Il Peut Ma Demander A N Importe Quel Moment D Arreter Pour Continuer Un Autre Jour De Son Choix		1	0.4%
Restio Per La Sua Posizione		1	0.4%
Reticenza In Generale		1	0.4%
Sans Papier Elle Craignait Des Represailles Pour Son Travail/ Confidentialite De L'EnqueTe		1	0.4%
Sans Papier Pourrait Etre Inquiete Dans Son Travail, Anonymat, Confidentialite		1	0.4%
Se Explico Que Era Estudio Para Universidad De Dakar		1	0.4%
Se Explico Que Era Estudio Para Univ. Dakar		1	0.4%
Se Explico Que Era Para Un Estudio Academico Que Esta Realizando Universidad Dakar		1	0.4%
Se Le ExplicÃ³ Junto Con Marido Que Era Encuesta Con Fines Solo Estadisticos Para		1	0.4%

e1a: For what reason was she/he reluctant

Value	Label	Cases	Percentage
Un Estudio De Migraciones Africa-Europa.			
Septique Sur La Bonne Intention De L'Enquete Et Sur L'Utilisation Des Donnees/ Elle A Accepte Parce Qu'Elle Me Connaissait Pour Me Faire Plaisir Ou PlutÃ´T Me Rendre Service		1	0.4%
Si E' Convinto Leggendo Lettera-Locandina		1	0.4%
Son Jeune Frere A Esseye A 3 Reprise D'Aller En Europe La 4E Fois Il Est Alle Jusqu'A Bordeaux Puis Rapatrie		1	0.4%
Son Pere L A Appele De Son Travail Pour Participer A L Etude Ca Ne L A Plus. Je Lui Es Expl.		1	0.4%
Sospettosi. Faticano A Rispondere. L'Importanza Del Test		1	0.4%
Sur La DureE De L'Enquete. Le Volume Du Questionnaire L'A Un Peu Refroidi. Argument = Tout N'Est Pas Demande, De Plus Nous Arravons DeS Que Vous Le Demandez		1	0.4%
Sur La PorteE De L'eTude: a Quoi Servira Les DonneEs Recueillies		1	0.4%
Tal Vez Por Idioma No Entendia El Porque Del Estudio		1	0.4%

e1a: For what reason was she/he reluctant

Value	Label	Cases	Percentage
Teme Che Il Marito Non Approvi. Ho Spiegato L'Importanza Della Ricerca, Garantito L'Anonimato E Fornito Il Mio Recapito Telefonico Per Eventuali Altre Comunicazioni		1	0.4%
Temeva Che Il Marito Non Approvasse (E' Fuori Milano Per Lavoro). Ho Garantito L'Anonimato		1	0.4%
Temeva Che Il Marito Non Avrebbe Approvato. Ho Garantito L'Anonimato E Spiegato L'Importanza Dello Studio		1	0.4%
Temeva Di Dover Dare Nome E Indirizzo, Non Voleva Essere Associato Alle Risposte. L'Importanza Di Capire Il Percorso Di Vita Degli Immigrati		1	0.4%
Temeva Di Essere Associata All'intervista. La Serietà E L'Importanza Dello Studio		1	0.4%
Tenia Que Pedir Al Marido Si Podia Participar		1	0.4%
Timore Che Servissero Cognomi E Nomi. Assicurato Che Il Questionario E' Anonimo		1	0.4%
Traitement // Deconstruction Des Stereotypes + Anonymat Des Informations		1	0.4%

e1a: For what reason was she/he reluctant

Value	Label	Cases	Percentage
TreS Suspicieuse Sur L'Anonymat Des Fichiers Statistiques		1	0.4%
Voleva Capire Bene A Cosa Serviva. Sono Riuscita A Convincerlo Perche' Lui Capisce Molto Bene L'Italiano		1	0.4%
Voleva Sapere Chi Aveva Dato Il Suo Numero Di Telefono. Era Sospettosa		1	0.4%

Warning: these figures indicate the number of cases found in the data file. They cannot be interpreted as summary statistics of the population of interest.

e2: The reception by the respondent was

Information	[Type= discrete] [Format=numeric] [Range= 1-4] [Missing=*]
Statistics [NW/ W]	[Valid=1652 /-] [Invalid=16 /-]
Source	Interviewer
Literal question	E2. The reception by the respondent was:

Value	Label	Cases	Percentage
1	Very good over the entire interview	1429	86.5%
2	Good, but reluctant on certain questions	119	7.2%
3	Quite reluctant or suspicious over the entire duration of the interview	88	5.3%
4	Other	16	1.0%
Sysmiss		16	

Warning: these figures indicate the number of cases found in the data file. They cannot be interpreted as summary statistics of the population of interest.

e2r: On which questions the respondent was reluctant

Information	[Type= discrete] [Format=character] [Missing=*]
Statistics [NW/ W]	[Valid=109 /-]
Universe	If e2 in 2
Source	Interviewer
Literal question	E2R. Which ones?

Value	Label	Cases	Percentage
.b		1	0.9%
.c		3	2.8%
100 / 408		1	0.9%
103 -> Mode De Rupture, Union Avec U3 Car Ils On Passe 6 Ensemble		1	0.9%
11 Et 12		1	0.9%
407 408 Q22 805 610 616		1	0.9%

e2r: On which questions the respondent was reluctant

Value	Label	Cases	Percentage
408		4	3.7%
Acerca De Documentos De Residencia		1	0.9%
Algunos Datos Personales		1	0.9%
Attivita' Svolte In Italia		1	0.9%
Concernant Modyle "Union"		1	0.9%
Concernant Son Union Et Sa Vie De Couple		1	0.9%
Dans L'Ensemble		1	0.9%
Datos Personales		1	0.9%
De Los Papeles		1	0.9%
Denaro In Casa		1	0.9%
Documenti		1	0.9%
Documenti (Ts/Al)		1	0.9%
El Fallecimiento De Padres Se Puso A Llorar,Dificultad En Dominar Lo Que Recibia De Salario En Cada Periodo De Actividades		1	0.9%
Elle Tardait A Donner Certaines Dates Ou Refusait Tout Simplement		1	0.9%
Entourage		1	0.9%
Entrata In Italia		1	0.9%
Guadagni E Permessi (Soggiorno E Autorizzazione Lavoro)		1	0.9%
I Guadagni (Sia In Senegal Che In Italia). I Titoli Di Soggiorno		1	0.9%
I Soldi. Il Lavoro		1	0.9%
Il Precedente Matrimonio Del Marito		1	0.9%
Il Suo Ultimo Lavoro E I Soldi Che Guadagnava		1	0.9%

e2r: On which questions the respondent was reluctant

Value	Label	Cases	Percentage
Inerenti I Guadagni		1	0.9%
La Poligamia		1	0.9%
Las De Su Padre		1	0.9%
Las Del Regreso A Senegal Y Vuelta A EspaÃ±a		1	0.9%
Lavoro E Guadagni		1	0.9%
Le Dernier Revenu De Son Activite		1	0.9%
Le Prenom Des Enfants Et Des Membres De La Famille		1	0.9%
Le Proprieta'		1	0.9%
Les Noms Des Jumeaux		1	0.9%
Les Prenoms Des Personnes Pour La Migration De L'Entourage		1	0.9%
Les Prenoms Sur La Grille Ageven		1	0.9%
Les Raisons De Lon Voyage Et De Ses Revenus		1	0.9%
Les Revenus		1	0.9%
Logements		1	0.9%
Logements En France Et Titres De SeJour Et De Travail		1	0.9%
Los Nombres De Sus Hijos		1	0.9%
Lugar De Nacimiento Y Como Ha Venido		1	0.9%
Migraciones Personas Entorno		1	0.9%
Migration De L'Entourage		1	0.9%
Migrazione Entourage		1	0.9%
Migrazione Entourage Per Privaci		1	0.9%
Mod 3,4,7		1	0.9%
Mod 7 (Revenus)		1	0.9%

e2r: On which questions the respondent was reluctant

Value	Label	Cases	Percentage
Module Migration De L'Entourage		1	0.9%
Mogli E Figli		1	0.9%
No Queria Hablar De Su Segunda Union		1	0.9%
Nom De Son Pere Et Les Unions		1	0.9%
Nombre De Familiars, Permiso De Trabajo Y Residencia		1	0.9%
Nombre De Hijos , Fecha Fallecimiento De Su Padre		1	0.9%
Nombre Y Sexo Hijo No Quiso Darlo		1	0.9%
Nombres Familiars		1	0.9%
Nombres Hijos Y Otros Familiars		1	0.9%
Nomi Entourage		1	0.9%
Nomi Parenti		1	0.9%
Noms Des Personnes (M1 a M7)		1	0.9%
Non Rilascia I Nomi		1	0.9%
Non Si Nominano I Figli		1	0.9%
Parlare Di Quanto Guadagna		1	0.9%
Permessi		1	0.9%
Permessi E Relazioni		1	0.9%
Permessi E Soldi		1	0.9%
Permiso De Residencia Y Trabajo		1	0.9%
Preguntas Personales (Conyuges, Hijos)		1	0.9%
Preguntas Sobre Familia		2	1.8%
Prenom Femme Et Enfants		1	0.9%
Q 408		2	1.8%

e2r: On which questions the respondent was reluctant

Value	Label	Cases	Percentage
Q100 (Unions) / Q 11 Et 12 (Papiers) / Q400 (ActiviteS Professionnelles)		1	0.9%
Q408		1	0.9%
Quello Sul Rientro In Senegal		1	0.9%
Questions Sur Les ActiviteS eConomiques Et Les Ressources		1	0.9%
Referencia A Hija Jallecida Y Como Vino A EspaÃ±A		1	0.9%
Reticence Pour Donner Des Prenoms(Grille Ageven)		1	0.9%
Retour Definitif Au Senegal		1	0.9%
Situacion Familiar		1	0.9%
Sobre Actividad Economica		1	0.9%
Sobre Vida Personal Y Actividades Economicas		1	0.9%
Son Neveu Actuel Et La Nature Son Premier Union		1	0.9%
Son Revenu Mensul		1	0.9%
Su Trabajo Y Los Papeles		1	0.9%
Sulle Relazioni Personali		1	0.9%
Sur Les PreNoms Des Personnes CiteEs		1	0.9%
Sur Les Questions Relatives a L'Argent Et Sur Combien Il Avait a La Fin Du Mois Dans La Partie Active / + Q 312-313 De L'Historique Des Logements : Il A Souhaite RePondre		1	0.9%

e2r: On which questions the respondent was reluctant

Value	Label	Cases	Percentage
"Correcte" a La Question 313			
Sur Les Reponses J'Ai Eu Des Problemes Pour Certaines Reponses		1	0.9%
Sur Les Titres De SeJour Et Autorisations De Travail		1	0.9%
Sur Les Unions		1	0.9%
Sur Ses Autres Unions		1	0.9%
Sur Ses Unions Anterieures		1	0.9%
Sur Ses Unions Passees		1	0.9%
Titoli Di Lavoro. Soggiorni		1	0.9%
Titoli Di Soggiorno E Lavoro Attuale		1	0.9%
Titoli Soggiorno		1	0.9%
Titre De SeJour		1	0.9%
Trasferimento Denaro		1	0.9%
Unions/Revenus Des ActiviteS Et Patrimoine		1	0.9%
Vita Familiare, Relazioni, Figli, Lavoro		1	0.9%

Warning: these figures indicate the number of cases found in the data file. They cannot be interpreted as summary statistics of the population of interest.

e2a: Specify the "Other" (e2)

Information	[Type= discrete] [Format=character] [Missing=*]
Statistics [NW/ W]	[Valid=16 /-]
Universe	If e2 in 4
Source	Interviewer
Literal question	E2. The reception by the respondent was: If "Other" => Specify

Value	Label	Cases	Percentage
Al Principio Mal Y Despues Respondio Bien		1	6.2%
Atento Y Bien Educado Pero A Veces Se Canso Con Tante Pregunta Personal		1	6.2%

e2a: Specify the "Other" (e2)

Value	Label	Cases	Percentage
Buena Al Principio Pero Luego Se Fue Cansando Aunque Siempre Respondio Bien		1	6.2%
Desconfiada Pero Muy Simpatica EspaÃ±OL.		1	6.2%
Difficolta' A Spiegarsi		1	6.2%
Elle M'A Suggere De Me Referer Sur Le Questionnaire Precedent Car Est Dur De Parler De Ses Enfants Disparus		1	6.2%
Il A Ri Durant Tout L'Entretien Trop Meme		1	6.2%
L Enquete Posait Des Questions Sur Les Demandes De Visa		1	6.2%
L'Entretien S'Est DeRoule Dans Un Cafe		1	6.2%
Limite Desagreeable		1	6.2%
Par Moments Difficile Pour L'EnqueTe De Saisir Les Questions (Ex. : Module Activite, Q 406)		1	6.2%
Par eTapes		1	6.2%
TreS Bon Au DePart, Mais Au Bout D'Une Heure, Ego Et Les Occupants De La Chambre (Foyer) Souhaitaient Que cA Cesse. Reticences Par Rapport a La DureE		1	6.2%
TreS Difficile Pour L'EnqueTe De Retracer La Chronologie De Sa Vie: Cela L'A Agace Pendant L'Entretien/ D'Exprimer		1	6.2%

# e2a: Specify the "Other" (e2)			
Value	Label	Cases	Percentage
Son Parcours De Maniere CoheRente Dans Le Temps			
Tres Bon Mais Elle A Failli Interompre A Cause De La Duree		1	6.2%
Tuvo Miedo Que Detras De Esto Hay Algo Mas Pero Al Final Se Ha Relajado Y Muy Bien Todo Como Ha Visto La Encuesta No Era Tan Grave.		1	6.2%
<i>Warning: these figures indicate the number of cases found in the data file. They cannot be interpreted as summary statistics of the population of interest.</i>			
# e3: In what language did you conduct the interview			
Information	[Type= discrete] [Format=numeric] [Range= 1-8] [Missing=*]		
Statistics [NW/ W]	[Valid=1065 /-] [Invalid=603 /-]		
Source	Interviewer		
Literal question	E3. In what language(s) did you conduct the interview?		
Value	Label	Cases	Percentage
1	French	122	11.5%
2	Wolof	873	82.0%
3	French & Wolof	12	1.1%
4	Mandigue	1	0.1%
5	Peul	12	1.1%
7	Diola	3	0.3%
8	Other	42	3.9%
Sysmiss		603	
<i>Warning: these figures indicate the number of cases found in the data file. They cannot be interpreted as summary statistics of the population of interest.</i>			
# e3_1: 1st language used in the interview			
Information	[Type= discrete] [Format=numeric] [Range= 1-9999] [Missing=*]		
Statistics [NW/ W]	[Valid=401 /-] [Invalid=1267 /-]		
Source	Interviewer		
Literal question	E3. In what language(s) did you conduct the interview? 1st language		
Value	Label	Cases	Percentage
1	French	194	48.4%
2	Wolof	35	8.7%
3	French & Wolof	11	2.7%
4	Mandigue	3	0.7%
10		158	39.4%
Sysmiss		1267	
<i>Warning: these figures indicate the number of cases found in the data file. They cannot be interpreted as summary statistics of the population of interest.</i>			

# e3_2: 2nd language used in the interview			
Information	[Type= discrete] [Format=numeric] [Range= 1-9999] [Missing=*]		
Statistics [NW/ W]	[Valid=18 /-] [Invalid=1650 /-]		
Source	Interviewer		
Literal question	E3. In what language(s) did you conduct the interview? 2nd language		
Value	Label	Cases	Percentage
1	French	10	55.6%
2	Wolof	4	22.2%
3	French & Wolof	1	5.6%
5	Peul	1	5.6%
10		2	11.1%
Sysmiss		1650	
<i>Warning: these figures indicate the number of cases found in the data file. They cannot be interpreted as summary statistics of the population of interest.</i>			
# e3_3: 3rd language used in the interview			
Information	[Type= discrete] [Format=numeric] [Range= 1-9999] [Missing=*]		
Statistics [NW/ W]	[Valid=1 /-] [Invalid=1667 /-]		
Source	Interviewer		
Literal question	E3. In what language(s) did you conduct the interview? 3rd language		
Value	Label	Cases	Percentage
2	Wolof	1	100.0%
Sysmiss		1667	
<i>Warning: these figures indicate the number of cases found in the data file. They cannot be interpreted as summary statistics of the population of interest.</i>			
# e3a: Other language used in the interview			
Information	[Type= discrete] [Format=character] [Missing=*.b]		
Statistics [NW/ W]	[Valid=66 /-] [Invalid=38 /-]		
Source	Interviewer		
Literal question	E3. In what language(s) did you conduct the interview? If "Other" => Specify		
Value	Label	Cases	Percentage
1	Fracais (Un Peu)	1	1.5%
1	Francais	3	4.5%
2	Wolof	2	3.0%
	Fran9Ais	1	1.5%
	FranCAis	1	1.5%
	Francais	24	36.4%
	Italiano	1	1.5%
	Nsp	1	1.5%
	Ouloff	1	1.5%
	Poular	2	3.0%
	Pulaar	2	3.0%
	Sarakhole Avec Enterprete	1	1.5%
	Senegalese	1	1.5%

# e3a: Other language used in the interview			
Value	Label	Cases	Percentage
Soninke		1	1.5%
Un Peu De FrancAis		1	1.5%
Un Peu Poular		1	1.5%
Wollof		2	3.0%
Wolof		17	25.8%
Wolof Et Poular		1	1.5%
Wolof Pulaar		1	1.5%
Woloff		1	1.5%
.b		38	
<i>Warning: these figures indicate the number of cases found in the data file. They cannot be interpreted as summary statistics of the population of interest.</i>			
# e4: Were any other person present during the interview			
Information	[Type= discrete] [Format=numeric] [Range= 0-1] [Missing=*]		
Statistics [NW/ W]	[Valid=1649 /-] [Invalid=19 /-]		
Source	Interviewer		
Literal question	E4. And were any other person(s) present during the interview?		
Post-question	If e4 in 0 => Go to e5 (E5)		
Value	Label	Cases	Percentage
0	No	1095	66.4%
1	Yes	554	33.6%
Sysmiss		19	
<i>Warning: these figures indicate the number of cases found in the data file. They cannot be interpreted as summary statistics of the population of interest.</i>			
# e4i: Did you have the impression she/he influenced the answers			
Information	[Type= discrete] [Format=numeric] [Range= 0-9999] [Missing=*]		
Statistics [NW/ W]	[Valid=562 /-] [Invalid=1106 /-]		
Universe	If e4 in 1		
Source	Interviewer		
Literal question	E4I. Did you have the impression that this presence influenced the respondent in his/her answers?		
Value	Label	Cases	Percentage
0		8	1.4%
1	Yes, the entire questionnaire	51	9.1%
2	Yes, certain parts of the questionnaire	67	11.9%
3	No	436	77.6%
Sysmiss		1106	
<i>Warning: these figures indicate the number of cases found in the data file. They cannot be interpreted as summary statistics of the population of interest.</i>			
# e4q: On which questions the respondent was influenced			
Information	[Type= discrete] [Format=character] [Missing=*]		
Statistics [NW/ W]	[Valid=65 /-]		
Universe	If e4 in 1 If e4i in 2		
Source	Interviewer		
Literal question	E4Q. Which ones?		

e4q: On which questions the respondent was influenced

Value	Label	Cases	Percentage
.b		2	3.1%
1		1	1.5%
100		1	1.5%
Aidait Par Fils Aine Maguette (Date Ou Annee)		1	1.5%
Algunas Preguntas Que No Entendia		1	1.5%
AnneE De Naissance Des Enfants		1	1.5%
Annee Naissances Enfants		1	1.5%
Annees De Naissance Des Enfants		2	3.1%
Au Debut		1	1.5%
Au Debut De L'Entretien		1	1.5%
Certaines Dates Ou Evenements		1	1.5%
Concernant L'Enfant Hors Union Qu'Ego N'Avait Pas Mentionne, Sa Femme Le Lui A Rappele		1	1.5%
Date De Naissance		1	1.5%
Date De Naissance Des Enfants		1	1.5%
Date De Naissance Enfants		1	1.5%
Date De Naissances Des Enfants		1	1.5%
Dates De Naissance Des Enfants		2	3.1%
Datos Actividades Fechas		1	1.5%
Datos Familiares		1	1.5%
Definir Actividades Economicas		1	1.5%
En Q312 C'Est La Grande Soeur Qui La Dit De Dire La VeRite Du Menage		1	1.5%

e4q: On which questions the respondent was influenced

Value	Label	Cases	Percentage
Estancia Del Entorno		1	1.5%
Fechas		1	1.5%
Hanno Tradotto		1	1.5%
Historique Familial		1	1.5%
Interprete		1	1.5%
L Annee De Naissance Des Enfants		1	1.5%
L'Ages Des Enfants		1	1.5%
L'Annee Du Depart Pour Le Gabon		1	1.5%
Las Referidas Au1		1	1.5%
Le Pere Du Mari		1	1.5%
Les Ages Des Enfants		1	1.5%
Les Dates		2	3.1%
Les Dates De Naissance Des Enfants		1	1.5%
Les Dates De Naissances De Ses Enfants Et Dates De Deces Des Conjoints		1	1.5%
Les Dates Des Naissances Des Enfants		1	1.5%
Les Unions Les Enfants Les Biens		1	1.5%
Logements Et Dates Perodes		1	1.5%
Migraciones Del Entorno		2	3.1%
Mod 7+8+21		1	1.5%
Nivel De Estudios, Periodos De Actividad E Inactividad, Economica Y Viviendas		1	1.5%
Periodes D Activites (Revenu)		1	1.5%
Periodes D'Activites		1	1.5%
Peut-eTre Pour Les RePonses Sur L'Estimation De Son Niveau		1	1.5%

e4q: On which questions the respondent was influenced

Value	Label	Cases	Percentage
De Vie Par Rapport Aux Autres = HeSitations			
Preguntas Personales,Famili.		1	1.5%
Presentazione Iniziale		1	1.5%
ProbleMe De Dates		1	1.5%
Q100(Sur Les Unions Car Ego A Evoque Une Relation Avec Une Allemande, Puis S'Est Retracte Ensuite En Invoquant La DiscreTion Par Rapport a La PreSence De Son ePouse)		1	1.5%
Q15		1	1.5%
Q402		1	1.5%
Q408		1	1.5%
Relazioni Entourage Etc		1	1.5%
Revenus D'Activite		1	1.5%
Sobre Union Y Entorno		1	1.5%
Su Marido Ha Traducido Para Ella En Wolof Algunas Preguntas		1	1.5%
Sur Dates De Naissance Des Efants Mais Influence Positive Parce A Sorti Les Extraits De Naissance De Tous Les Enfants		1	1.5%
Sur L'Argent		1	1.5%
Sur Lcalite D Orig. Sur Logements		1	1.5%
Sus Amigos Han Traducido En Wolof Algunas Preguntas		1	1.5%
Unions		1	1.5%

Warning: these figures indicate the number of cases found in the data file. They cannot be interpreted as summary statistics of the population of interest.

# e5: Where there any interruptions			
Information	[Type= discrete] [Format=numeric] [Range= 0-1] [Missing=*]		
Statistics [NW/ W]	[Valid=1657 /-] [Invalid=11 /-]		
Source	Interviewer		
Literal question	E5. Were there any interruptions?		
Value	Label	Cases	Percentage
0	No	1394	84.1%
1	Yes	263	15.9%
Systemmiss		11	
<i>Warning: these figures indicate the number of cases found in the data file. They cannot be interpreted as summary statistics of the population of interest.</i>			
# e5a: Specify (interruptions)			
Information	[Type= discrete] [Format=character] [Missing=*]		
Statistics [NW/ W]	[Valid=260 /-]		
Universe	If e5 in 1		
Source	Interviewer		
Literal question	E5A. Specify		
Value	Label	Cases	Percentage
(Union Logement) Repondre Au Telephone		1	0.4%
.b		1	0.4%
.c		1	0.4%
10 Mn Apres Le Debut, L'Enquete Nou A Demande De Revenir A 15 H Pour Continuer. Ce Que Nous Avons Fait		1	0.4%
15Mn (Le Temps Du Dejeuner)		1	0.4%
15Mn De Prieres De Fin D Apres Midi		1	0.4%
2		2	0.8%
5M		1	0.4%
A Parler D Actualiter Surtout L Augmentation Des Prix De Denrees De 1Er N		1	0.4%
Accueil Des Clients		1	0.4%
Aclarar Fechas De Actividades Y De Viviendas		1	0.4%
Aclarar Periodos De Actividades		1	0.4%

e5a: Specify (interruptions)

Value	Label	Cases	Percentage
Ami Pendant 5 Min		1	 0.4%
Appels Telephoniques. Discussions Avec Les Enfants		1	 0.4%
Apres Le Module Activite Ego A Souhaite Quon Arrete Lenquete Jusquau Lendemain Pour Quelle Soccupe De Sa Soeur Malade		1	 0.4%
Aquirenti Della Merce Venduta Dall'Intervistato (Cd Pirata)		1	 0.4%
Arret Pour La Priere Et Le Manger.		1	 0.4%
ArriveE De Sa Collocatrice En Fin De Questionnaire		1	 0.4%
Atelier De Coiffure Avec Presence De La Clientele		1	 0.4%
Au Moment Ou Il Yavait Des Clients Qui Achetaient		1	 0.4%
Beaucoup De Monde : Petits-Enfants, Belles-Filles...		1	 0.4%
C'Etait Son Lieu De Travail		1	 0.4%
Clientele		1	 0.4%
Clienti		1	 0.4%
Comida		1	 0.4%
Comienzo La Entrevista El 29/05/08 A Las 20:35 La Aplaza.Reinicio La Entrev. El 30/05/08 A Las 18:15.		1	 0.4%
Conversation Avec L'Accompagnateu		1	 0.4%
Conversations Avec Ses Amis		1	 0.4%


















e5a: Specify (interruptions)

Value	Label	Cases	Percentage
Cuando Su Marido Llego Del Trabajo		1	0.4%
Cuisinai(ReAlisa Un Plat)		1	0.4%
Cuisine, Courses		1	0.4%
Dejeuner		3	1.2%
Dejeuner Et Priere		1	0.4%
Dejeuner Et Priere		2	0.8%
Dejeuner Priere De Tisbar		1	0.4%
Des Clients Et L'Heure De La Priere		1	0.4%
Des Visiteurs		1	0.4%
Discussions Generales		1	0.4%
Donner Biberon Au Bebe Et Le Coucher		1	0.4%
Donner De L'Argent a Ses Enfants		1	0.4%
E' Arrivato Il Padrone Di Casa Alle 22:15 Ed E' Rimasto Per Piu' Di Un'ORA		1	0.4%
Ego Avait Des Maux De Dents Et On A Arrete L Entretien Momentane Quand Elle Sortait Des Douleurs		1	0.4%
Ego Avait Une Visite		1	0.4%
El Marido Preguntaba Para Que Era El Cuestionario		1	0.4%
Ella Es Madre De Dos NiÃ±Os PequeÃ±Os Y A Veces Tenia Que Parar A Vigilarles, Pero No Mucho		1	0.4%
Elle A RePondu Au TeLePhone a Deux Reprises		1	0.4%
Elle A Recu La Visite D'Une Amie		1	0.4%

e5a: Specify (interruptions)

Value	Label	Cases	Percentage
Elle A Repondu Au Moins 4 Fois Au Telephone		1	0.4%
Elle Aller Au Marche Faire Des Courses		1	0.4%
Elle Atait A Son Lieu De Travail		1	0.4%
Elle Avait De La Visite		1	0.4%
Elle Avait Une Visite		1	0.4%
Elle Cuisinait		1	0.4%
Elle Etait Entrain De Preparer Le Dejeuner		1	0.4%
Elle Faisait En Meme Temps La Cuisine		1	0.4%
Elle Faisait La Cuisine		1	0.4%
Elle Parle Avec Sa Fille		1	0.4%
Elle PreParait Le Repas		1	0.4%
Elle Recevait Des Invites		1	0.4%
Elle Repondait Au Telephone		2	0.8%
Elle S'Est Levee Pour Superviser La Domestique Dans La Cuisine		1	0.4%
Elle S'Est Levee Une Fois Pour Aller Chercher Du Riz Non Cuisine Dans La Cuisine		1	0.4%
Elle Soccupait De Son Petit Fils Qui Pleurait Par Moment		1	0.4%
Elle Vendait		1	0.4%
Elles A Repondu Au Telephone A 2 Reprises		1	0.4%
Elles Recevait Des Visiteurs		1	0.4%
En Datos Personales De Viviendas,Familia		1	0.4%
En Deux Temps		1	0.4%
Enfants		3	1.2%









e5a: Specify (interruptions)

Value	Label	Cases	Percentage
Enfants/ TeLePhone		1	 0.4%
Entretien Avec Son Ami		1	 0.4%
Entretien Mene En 3 Fois		1	 0.4%
Etait Seul Dans La Boutique Pour Servir Les Clients2		1	 0.4%
Hacer La Cena		1	 0.4%
Heure Dejeuner		1	 0.4%
Heures De Prieres		1	 0.4%
Il A Fait Venir Sur Fils		1	 0.4%
Il Avait Des Invites Mais Pour Ne Pas Perdre De Temps Il M'A Remis Les Extraits De Naissance Des Enfants.II M'A Beaucoup Aide		1	 0.4%
Il Avait Des Rendez-Vous		1	 0.4%
Il Avait Une Visite		1	 0.4%
Il Est Alle Prendre Le Dejeuner Pendant 10Mn		1	 0.4%
Il Est Parti Dejeuner		1	 0.4%
Il Est Vendeuse De Cafe Touba Dans 1 Kiosque Donc Les Clients Allaient Et Venaient Acheter A Tout Moment (L'Entretien S'Est Deroule Dans La Rue)		1	 0.4%
Il Etait Dans Son Atelier Et Travaillait Pendant L'Entretien		1	 0.4%
Il Etait Lheure De La Priere		1	 0.4%
Il Gere Ses Clients En Repondant Aux Questions		1	 0.4%

e5a: Specify (interruptions)

Value	Label	Cases	Percentage
Il Partait Au Travail Enquete Faite En 2 Temps		1	0.4%
Il Piu' Piccolo Dei Figli Piangeva Spesso		1	0.4%
Il Repondait Au Telephone		1	0.4%
Il Repondait Aux Appels Telephoniques Et Encaissait Le Payement De Scolarite		1	0.4%
Il Y Avait Des Clients		1	0.4%
Inicia Entrevista 22-05-08 A Las 21:40 Y La Suspende A Las 23:15. Se Reanuda El 31-05-08 A Las 15:00 Y Se Finaliza A Las 15:50		1	0.4%
Inicio 26/05/08 A Las 21,30 Fin 10,55H.Reinicio 1/06/08 Fin 12,30		1	0.4%
Interruption Pour Dejeuner		1	0.4%
Interruption De 5 Venu Qu.On Reviene Lend. Mais L. Avons Convaincu Qu Il Ne Rest. 5Mn		1	0.4%
Interview Demarre Sur Le Lieu De Dejeuner, Le Temps De Sa Pause, Puis S'Est Poursuivi Dans Son Bureau Avant Qu'Elle Reprenne Le Travail		1	0.4%
Interview Sur Son Lieu De Travail		1	0.4%
Je L'Ai Trouve A Son Bureau		1	0.4%
L Enquete Priait		1	0.4%
L Enquete Repondait A Des Sollicitations		1	0.4%

e5a: Specify (interruptions)

Value	Label	Cases	Percentage
Patient Venu Se Faire Consulter			
L Entretien S Est Deroule Dans Sa Boutique Et Souvent Certaines Personnes Le Saluaient Ou Le Sollicitaient Pour Des Choses		1	 0.4%
L Entretien S Est Deroule Dans Une Boutique De Pret A Porter		1	 0.4%
L Heure Du Repas		1	 0.4%
L' Enquete Avait Une Visite		1	 0.4%
L'EnqueTe A Demande Une Pose De 20 Min Le Temps De DePoser Ses Enfants a L'eCole Coranique a Aulnay		1	 0.4%
L'EnqueTe A RePondu a Des Appels TeLePhoniques Durant L'Entretien.		1	 0.4%
L'EnqueTe S'Est DeRouleE En Trois Rencontres		1	 0.4%
L'Enquete A Repondu Au Telephone Plusieurs Fois		1	 0.4%
L'Enquete Devait Prendre Son Petit Dejeuner		1	 0.4%
L'Enquete Recevait Des Appels Telephoniques		1	 0.4%
L'Enquettee Est Une Commercante Et On N' Est Souvent Interompu Par Les Clients		1	 0.4%
L'EnquÃŠTee Avait De La Visite		1	 0.4%























e5a: Specify (interruptions)

Value	Label	Cases	Percentage
L'Entretien S'Est DeRoule Sur Deux JourneEs (Le DeBut 12/04/ La Fin 26/04)		1	0.4%
L'Entretien S'Est Fait En Deux Fois (Deux Jours DiffeRents) Pour Une Question De Disponibilite		1	0.4%
L'Explication Des Differents Problemes Poses Par La Migration Internationale		1	0.4%
La Dame Cuisinait Et Par Moment Elle S Occupait De La Marmite		1	0.4%
La Figlia Ogni Tanto		1	0.4%
La Priere		1	0.4%
La Priere Le Dejeuner La Visite De L'adjoint Du Maire		1	0.4%
Le Dejeuner		2	0.8%
Le Petit Dejeuner		1	0.4%
Le TeLePhone Portable De eGo		1	0.4%
Lenquete Priait		1	0.4%
Les CorreLiginnaires D'Ego, Car Entretien Effectue a La MosqueE		1	0.4%
Match De Football		1	0.4%
Me Pidio Dni		1	0.4%
Module ActiviteS		1	0.4%
Module Historique Des Biens Et Affaires Possedes Priere Et Le Manger		1	0.4%
NiÃ±a Biberon		1	0.4%
No Queria Contestar		1	0.4%
Non Si Contano I Figli. Secondo		1	0.4%

e5a: Specify (interruptions)

Value	Label	Cases	Percentage
La Loro Cultura Nominare I Figli Porta Male			
Nsp		1	0.4%
Occupee A La Cuisine Avec Un Enfant A Gerer		1	0.4%
On A Change D Endroits		1	0.4%
On A Failli Se Facher, Puis Repris ApreS Discussion		1	0.4%
On L Avait Appele Et Il M A Demande De L Attendre		1	0.4%
Oui A 14 H Le 02/04/08 Pour Reprendre Le Lendemain A 11 07 Mn		1	0.4%
Oui La Personne Habitait Dans La Maison Et On Etait Au Sallon		1	0.4%
Oui Pour Servir Les Clients		1	0.4%
Par Son Enfant Qui S'Est Reveille		1	0.4%
Para Aclarar Datos		1	0.4%
Para Aclarar Fechas		1	0.4%
Para Aclarar Fechas Y Acontecimientos		1	0.4%
Para Aclarar Regresos A Senegal		1	0.4%
Para Comer		1	0.4%
Para Comer Y Me Han Invitado A Comer Con Ellos Y Luego Seguimos		1	0.4%
Para Decir Que Datos Personales No Iba A Dar		1	0.4%
Para Hacerle Entender Por Idiomas		1	0.4%
Para Pedirme Identificacion		1	0.4%
Para Preguntar El Porque De		1	0.4%

e5a: Specify (interruptions)

Value	Label	Cases	Percentage
Encuesta Y Preguntas			
Para Preguntar El Porque De Tanta Pregunta Personal		1	 0.4%
Pause Cafe		2	 0.8%
Pause Dejeuner		2	 0.8%
Pause Dejeuner De 40Mn		1	 0.4%
Pause Dejeuner De Presque 40Mn		1	 0.4%
Por Nada		1	 0.4%
Por Otras Personas		1	 0.4%
Por Que No Queria Seguir		1	 0.4%
Porque Estaba Ocupado Con La Tarea Del Hogar		1	 0.4%
Porque Habia Tenido Visita		1	 0.4%
Pour Allaiter Son Bebe Et Diner		1	 0.4%
Pour Aller Prier		1	 0.4%
Pour Avoir Des Informations Sur Les Dates		1	 0.4%
Pour Boire Le The + Pour Manger Le Tiep Boudiem + Nombreuses Interruptions Des Petits-Fils		1	 0.4%
Pour Dejeuner		2	 0.8%
Pour Dejeuner		1	 0.4%
Pour Diner Et Voir Son Ami En Visite		1	 0.4%
Pour Donner Des Indications Et Directives A Ses Collaborateurs		1	 0.4%
Pour Faire La PrieRe		1	 0.4%
Pour La PreSentation De La Famille Et Pour Manger.		1	 0.4%
Pour La Priere		1	 0.4%
Pour Le Manger Et La Priere		1	 0.4%

e5a: Specify (interruptions)

Value	Label	Cases	Percentage
(Module Logement)			
Pour Manger		3	1.2%
Pour Mieux Reussir L'interview On A Fait Appel A Son Conjoint		1	0.4%
Pour Prendre Le Dejeuner		1	0.4%
Pour Prendre Le Petit Dejeuner Et Telephoner		1	0.4%
Pour Prier		3	1.2%
Pour Recevoir Des Amis		1	0.4%
Pour Recevoir Des Etrangers		1	0.4%
Pour S'Occuper De Son Enfant		1	0.4%
Pour S'Occuper De Son Epoux		1	0.4%
Pour S'Occuper Des Enfants		1	0.4%
Pour Servir Le Repas		1	0.4%
Pour Surveiller Sa Cuisine		1	0.4%
Pour Une Discussion Sur La Situation Du Pays		1	0.4%
PreParer a DeJeuner Et TeLePhone.		1	0.4%
Preparation Du Dejeuner		1	0.4%
Presque Sur Toutes Les Modules Car Elles Posait Des Questions ,Avant De Repondre Elle Voulait Savoir Le But		1	0.4%
PrieRe		3	1.2%
Priere		2	0.8%
Priere De 11H Dejeuner Priere De 17H		1	0.4%
Priere De Takoussan Visite D Un Ami		1	0.4%
Prieres 14 H		1	0.4%
Programme Tv		1	0.4%

e5a: Specify (interruptions)

Value	Label	Cases	Percentage
Q14 La Date De Deces De Sa Mere Elle Pleurait		1	0.4%
RePondre Au TeLePhone (EnqueTe)		1	0.4%
Repas De Midi Et PrieRe		1	0.4%
Repas Et PrieRe De 14H		1	0.4%
Reponses Appels Telephonique - Cuisine		1	0.4%
Reticences		1	0.4%
Rezar		1	0.4%
S Occuper De Sa Cuisine Car Elle Faisait La Cuisine		1	0.4%
Se Fue A Beber Algo A La Cocina No Hubo Mas Interripciones.		1	0.4%
Se Fue Un Par De Veces A La Cocina		1	0.4%
Son Enfant De 3 Ans Nous Perturbait		1	0.4%
Son Mari A Faillit Stopper L'Entretien A Partir Des Questions Concernant Le Revenu		1	0.4%
Sortit Fumer Parti Pour Manger Pendant 30Mn		1	0.4%
Suivre La Lutte A La Tele		1	0.4%
TaChes MeNageRes, Repas		1	0.4%
TeLePhone		8	3.1%
TeLePhone + Discussions		1	0.4%
TeLePhone / Toilettes		1	0.4%
TeLePhone EnqueTeur		1	0.4%
TeLePhone Et Amis		1	0.4%

e5a: Specify (interruptions)

Value	Label	Cases	Percentage
TeLePhone Portable		2	0.8%
Telefonate		1	0.4%
Telefonate E Clienti		1	0.4%
Telephone		2	0.8%
Telephone A Sonne		1	0.4%
Telephone Gsm		1	0.4%
Telephone, Soif, Toilettes		1	0.4%
Une Dame Etait Venu Le Rendre Visite		1	0.4%
Une Petite Interruption Priere		1	0.4%
Une Visite De Femme		1	0.4%
Varias Veces		1	0.4%
Vendeur De Legumes		1	0.4%
Vendre Aux Clients,Mamener Une Lampe Torche Pour Que Je Puisse Continuer Linterview		1	0.4%
Visite Amie + TeLePhone		1	0.4%
Visite D'Une Parente Mais On A Pu Gerer Le Temps		1	0.4%
Visite Dun Ami		1	0.4%
Visite Dun Parent		1	0.4%
Visite Prieres		1	0.4%
Voisins De Chambre Au Foyer Qui Venaient Soit Pour Le Saluer, Soit Pour Prendre Des Objets		1	0.4%

Warning: these figures indicate the number of cases found in the data file. They cannot be interpreted as summary statistics of the population of interest.

e6: Was the respondent's general comprehension of the questions...

Information	[Type= discrete] [Format=numeric] [Range= 1-3] [Missing=*]
Statistics [NW/ W]	[Valid=1655 /-] [Invalid=13 /-]
Source	Interviewer
Literal question	E6. According to you, was the respondent's general comprehension of the questions:

e6: Was the respondent's general comprehension of the questions...

Value	Label	Cases	Percentage
1	Very good	376	22.7%
2	Adequate, but not perfect	1267	76.6%
3	Bad	12	0.7%
Sysmiss		13	

Warning: these figures indicate the number of cases found in the data file. They cannot be interpreted as summary statistics of the population of interest.

e7: Did the respondent have problems answering certain questions

Information	[Type= discrete] [Format=numeric] [Range= 0-1] [Missing=*]
Statistics [NW/ W]	[Valid=1652 /-] [Invalid=16 /-]
Source	Interviewer
Literal question	E7. And did the respondent have problems answering certain questions?

Value	Label	Cases	Percentage
0	No	1433	86.7%
1	Yes	219	13.3%
Sysmiss		16	

Warning: these figures indicate the number of cases found in the data file. They cannot be interpreted as summary statistics of the population of interest.

e7d: On which questions the respondent had problems

Information	[Type= discrete] [Format=character] [Missing=*]
Statistics [NW/ W]	[Valid=214 /-]
Universe	If e7 in 1
Source	Interviewer
Literal question	E7D. Which ones? N°

Value	Label	Cases	Percentage
.b		3	1.4%
.c		1	0.5%
10		1	0.5%
100 Relazioni		2	0.9%
102-202 Mod. Unionset Enfants Pour Les Ages		1	0.5%
103 806		1	0.5%
112-113-114- All 02 Dom.307		1	0.5%
14A		1	0.5%
1Er Lgement Semble Gene Situat. Loc. Tjours		1	0.5%
2		2	0.9%
300 Sur Les Logements		1	0.5%
301 D Et 301F Et Dates Naissances		1	0.5%
312 / 313 (Sur Les Logements)		1	0.5%
312 313		2	0.9%

















e7d: On which questions the respondent had problems

Value	Label	Cases	Percentage
312-313		1	0.5%
313		2	0.9%
313 L05 + L06		1	0.5%
400 + Colonna 11+12		1	0.5%
405_A03(Caracter Des Travaux Exerces)		1	0.5%
406 / 408 A03 a A05		1	0.5%
406/408/312/313		1	0.5%
408		7	3.3%
408 + 806 + Titoli Di Lavoro Figlia 12 + Titoli Soggiorno Griglia 11		1	0.5%
408 +Module SeJour Court Ou Long Hors Sn		1	0.5%
408 -> A01 & A04		1	0.5%
408 / 312-313 : Ego Semble Avoir Traverse Une Periode Difficile A L'Epoque De Son Divorce, Ou Il A Arrete Son Entreprise, Mais Souhaite Cacher Cette Periode "Galere". Il L'Evoque Seulement Dans La Discussion, Mais Pas Dans Les Reponses Aux Ques		1	0.5%
408 A02 A03 A04		1	0.5%
408 A04		1	0.5%
408 Entourage		1	0.5%
600		1	0.5%
604,408(A02 Et A05)		1	0.5%
604,605		1	0.5%
612 / 623 / 514 / 515		1	0.5%
612 407 408		1	0.5%
A8 406		1	0.5%
Actividad,Inactivi		1	0.5%
Actividades Economicas, Vida Personal		1	0.5%

e7d: On which questions the respondent had problems

Value	Label	Cases	Percentage
Actividades Economicas,Mas Que Todo Por El Idioma Pero La Hija Ayudaba		1	0.5%
Age : Il Existe Une DiffeRence Entre L'aGe Sur Les Papiers Et Son VeRitable aGe (35 Ans Sur La Ci)		1	0.5%
Age Des Enfants		1	0.5%
Age Des Enfants Et Activites		1	0.5%
Ages Des Enfants		3	1.4%
Ages Des Enfants (On A Fait De L'Apoximation)		1	0.5%
Algunas		1	0.5%
Algunas Preguntas Porque Poco FranceS		1	0.5%
AnneE D'Union Et aGes Des Enfants		1	0.5%
AnneE De Mariage Et Date De Naissance Des Enfants		1	0.5%
Annees De Naissance Des Enfants		1	0.5%
Attivita' Lavorative		1	0.5%
Bastantes Porque No Habla Bien EspaÃ±Ol		1	0.5%
C'Est Son Fils Qui L' A Aider A Repondre		1	0.5%
Casi Todas , Su CompaÃ±Ero Lo Traducia Al Wolof		1	0.5%
Chiedeva Al Marito Conferma		1	0.5%
Cifra Stipendio		1	0.5%
Colone Ages Des Enfants		1	0.5%
Conjoint		1	0.5%
Cotisation Association :		1	0.5%

e7d: On which questions the respondent had problems

Value	Label	Cases	Percentage
Caisse Village N'eTait Pas Organise Sous Le Statut Officiel D'Association, Puis S'Est Par La Suite Structure Avec Le Statut D'Association			
Da 101 A 114		1	 0.5%
Dare I Nomi Delle Altre Persone Dell'Entourage		1	 0.5%
Date De Deces De Son PeRe		1	 0.5%
Date De Migration De La Belle Soeur		1	 0.5%
Date De Naissance Des Enfants		1	 0.5%
Date Demigration Du Pere Et Conjoint		1	 0.5%
Datos Vida Privada Y Actividades		1	 0.5%
De 300 a 313		1	 0.5%
DeCeS Des Enfants + Question Des Papiers		1	 0.5%
Demasiadas Viviendas Y Le Costaba Acordarse De Las Fechas		1	 0.5%
Denaro E Proprieta'		1	 0.5%
Desconfianza		1	 0.5%
Difficultes Avec Les Dates		1	 0.5%
Dificultad Idioma Su Amigo Hacia Traductor		1	 0.5%
Elles Ne Reflechit MÃŠMe Pas Pour Donner Les Dates		1	 0.5%
En Las Fechas Se Lia Mucho, No Las Recuerda Bien.		1	 0.5%

e7d: On which questions the respondent had problems

Value	Label	Cases	Percentage
Entourage Familiare		1	0.5%
Fijar Fechas De Actividades Economicas		1	0.5%
Grille Ageven Sejours Courts Et Longs		1	0.5%
Habia Algunas Preguntas Que No Entendia Y Su Hija Las Tradujo		1	0.5%
Historia De La Viviendas		1	0.5%
Historique Fam. Colonne 2-2		1	0.5%
I Primi Anni Di Vita. Il Rientro In Senegal		1	0.5%
Importo Busta Paga		1	0.5%
L. Annee De Naissance De Ses Enfants Et Q408 A03		1	0.5%
La Date Du Parcour Des Membres		1	0.5%
La Llegada A EspaÃ±A		1	0.5%
La Mayoria No Quiso Dar Nombres Familia		1	0.5%
Lavoro		1	0.5%
Le Difficolta' Di Vita Quotidiana In Eta' Giovanile. La Mamma Era Vedova E Ha Risposto Un Cugino "Suo Padre" Quindi Era Schiavizzato		1	0.5%
Le Domande Sul Numero Delle Relazioni		1	0.5%
Les Biens PosseDeS Au SeNeGal Et Les Titres De SeJour		1	0.5%
Les Dates		1	0.5%
Les Dates Des Evenements		1	0.5%
Les ReMuneRations		1	0.5%

e7d: On which questions the respondent had problems

Value	Label	Cases	Percentage
(Puiqu'Il N'Est Pas Salarie De Son Association, Mais C'Est L'Activite Qui Lui Permet De Gagner Sa Vie... ActiviteS Professionnelles. Son ArriveE Et Ses Motivations Qui L'AmeNent En France : Pas PreMeDite			
Les Revenus + Conjoints Et Enfants		1	0.5%
Les Titres De SeJour Et Les Autorisations De Travail		1	0.5%
Les Titres De SeJours Et Autorisations De Travail, Et De Se Souvenir Des Dates De Ses Vacances En Italie, Belgique...		1	0.5%
Les Unions		1	0.5%
Les Unions Et Son Divorce		1	0.5%
Logement		1	0.5%
Migrazione Entourage		1	0.5%
Mod 06:" HeSitations Sur Les Periodes D'Activite Et D'Inactivite"		1	0.5%
Mod 7 8 21		1	0.5%
Module 100 Et 200		1	0.5%
Module ActiviteS a Partir De A12 a A15		1	0.5%
Module Enfants		1	0.5%
Montant Des Ressources		1	0.5%
Montant Salaire		1	0.5%
Ninguna En Concreto Y Un Poco Todas , Los CompaÑeros De Piso Y Yo Mismo Le Ayudamos		1	0.5%

e7d: On which questions the respondent had problems

Value	Label	Cases	Percentage
No Hablaba Muy Bien El Espa��ol		1	0.5%
Nom Qtier Habte 0 4 Ans Parc. Membre Pr		1	0.5%
Nombre Familiares Y Algunas Fechas		1	0.5%
Nome Figli		1	0.5%
Nome Fratelli		1	0.5%
Nomi		1	0.5%
Nomi Delle Persone		1	0.5%
Nomi Delle Persone E Suo Nome. Insiste Per Dare Un Nome Falso, In Realta' Si Chiama Ammed (E' Jonny Nella Lista Dei Contatti)		1	0.5%
Nomi Entourage		2	0.9%
Nomi Entourage/ Figli		1	0.5%
Nomi Partner E Figli		1	0.5%
Nomi Persone E Beni Posseduti		1	0.5%
Non Ho Voluto Fornire I Nomi Dei Parenti		1	0.5%
Nsp		1	0.5%
Numerose		1	0.5%
Orthographe Nom Village De Naissance Et Ville La Plus Proche (Sinon Casamance)		1	0.5%
Perche' Io Non Ho Mai Chiesto Nomi O Altro		1	0.5%
Periodes Logements Et Activites		1	0.5%
Periodos Actividades Economicas		1	0.5%
Personne aGeE Qui Avait Du Mal a Se Souvenir Des Dates		1	0.5%
Pour Les Ages		1	0.5%

e7d: On which questions the respondent had problems

Value	Label	Cases	Percentage
Pour Les Dates Ona Eu A Faire A Peu Pres		1	0.5%
Pour Toutes Les Dates		1	0.5%
Pour Toutes Les Dates On A Eu A Faire Des Approxi		1	0.5%
ProbleMe De MeMoire		1	0.5%
Problemes De Date		1	0.5%
Q 08 Revenu		1	0.5%
Q 12A		1	0.5%
Q 17 Nomi Dei Membri Dell'Entourage		1	0.5%
Q 17A		1	0.5%
Q 1A		1	0.5%
Q 408		3	1.4%
Q 408 : Avait Du Mal a Exprimer Ses Ressources (a Cause Du Changement De Valeur). De A04 a A06, N'Arrivait Que Difficilement a Fournir Une Valeur		1	0.5%
Q 408(A03, 05,06,)		1	0.5%
Q03 LOPondait Car Mari Non Cite)		1	0.5%
Q100; Q300; Q400		1	0.5%
Q12		1	0.5%
Q12 A Et Q612		1	0.5%
Q12A Et Q10		1	0.5%
Q12A-Q109		1	0.5%
Q15(Unions) Q(Enfants)		1	0.5%
Q15Etq16(Conjoi Et Enfants)		1	0.5%
Q22		1	0.5%
Q23 Ne Se Souvient Pas Des Dates		1	0.5%
Q312 Q313		1	0.5%
Q312, Q313, Q406		1	0.5%

e7d: On which questions the respondent had problems

Value	Label	Cases	Percentage
Q313		1	0.5%
Q313 : Ne Savait Pas Se Situer Quand Il eTait Sur Paris		1	0.5%
Q313 L03		1	0.5%
Q313; Q308; Q626		1	0.5%
Q408		2	0.9%
Q408 A03 A04 A05 A06 + AnneEs De Naissances		1	0.5%
Q408 Colonne A04 Et A06		1	0.5%
Q408(Sur Tous Les Montants) Et Sur Les PreNoms Des Personnes CiteEs.		1	0.5%
Q5 Et Q6		1	0.5%
Quando Si Parla Della Famiglia E Dei Beni Posseduti		1	0.5%
Quasi Tutte		2	0.9%
Regresos Senegal		1	0.5%
Relazioni		1	0.5%
Relazioni Figli Entourage		1	0.5%
Relazioni Personali		1	0.5%
Relazioni, Permesso Soggiorno		1	0.5%
Retracer Dans Le Temps Le Parcours De Migration De Sa Mere (Nee Au Mali)		1	0.5%
Revenus Et Ressources		1	0.5%
Revenus(Q408)		1	0.5%
Ritorni In Senegal. Titoli Di Soggiorno E Relazioni		1	0.5%
S Il Sagit De Donner Des Dates		1	0.5%
Se Referer Au Questionnaire Menag		1	0.5%

e7d: On which questions the respondent had problems

Value	Label	Cases	Percentage
Segnalazione Entourage Fuori Dal Nucleo Familiare		1	0.5%
Ses Neveux Actuels		1	0.5%
Sobre Actividades Economicas Y Fechas		1	0.5%
Sobre Todo Para Localizar O Ubicarse En El Tiempo		1	0.5%
Souvient Pas Trop De Son Pmier Logmt Etait Jeune		1	0.5%
Storia Della Famiglia		1	0.5%
Su Amigo Traducia Cuando No Comprendia		1	0.5%
Sue Ses Revenus		1	0.5%
Sui Rientri In Senegal		1	0.5%
Sur La Periode Scolaire		1	0.5%
Sur Les Annees De Naissance		1	0.5%
Sur Les Revenus Mensuels		1	0.5%
Sur Ttes Les Qtions Appelait Sa Niece Chaque Fois		1	0.5%
Surtout Pour Les Dates		1	0.5%
Titoli Soggiorno		1	0.5%
Todas		1	0.5%
Tutte		2	0.9%
Tutto Sulla Famiglia E I Beni		1	0.5%
Unions Enfants Et Logements		1	0.5%

Warning: these figures indicate the number of cases found in the data file. They cannot be interpreted as summary statistics of the population of interest.

e8: Did the respondent refuse to answer certain questions

Information	[Type= discrete] [Format=numeric] [Range= 0-1] [Missing=*]
Statistics [NW/ W]	[Valid=1653 /-] [Invalid=15 /-]
Source	Interviewer
Literal question	E8. Did the respondent refuse to answer certain questions?
Post-question	THANK YOU FOR YOUR COOPERATION!

# e8: Did the respondent refuse to answer certain questions			
Value	Label	Cases	Percentage
0	No	1520	92.0%
1	Yes	133	8.0%
Sysmiss		15	
<i>Warning: these figures indicate the number of cases found in the data file. They cannot be interpreted as summary statistics of the population of interest.</i>			
# e8r: On which questions the respondent refused to answer			
Information	[Type= discrete] [Format=character] [Missing=*]		
Statistics [NW/ W]	[Valid=130 /-]		
Universe	If e8 in 1		
Source	Interviewer		
Literal question	E8R. Which ones? N°		
Post-question	THANK YOU FOR YOUR COOPERATION!		
Value	Label	Cases	Percentage
.b		1	0.8%
.c		3	2.3%
100		2	1.5%
100 / 408		1	0.8%
100-303-305		1	0.8%
407		1	0.8%
408		14	10.8%
408 + Modules SeJours Hors Sn Ego Ne Voulait Pas Dire Qu'Avait eTe Refoule Une PremieRe Fois De France		1	0.8%
408 A03		1	0.8%
408 A05		1	0.8%
408 A07 : A Refuse De Communiquer Ses Revenus Actuels		1	0.8%
408 Page 25		1	0.8%
408(A01-02-03-04-05-06-07-08-09-10-11-12-13-14-15-16-17-18-19-20-21-22-23-24-25-26-27-28-29-30-31-32-33-34-35-36-37-38-39-40-41-42-43-44-45-46-47-48-49-50-51-52-53-54-55-56-57-58-59-60-61-62-63-64-65-66-67-68-69-70-71-72-73-74-75-76-77-78-79-80-81-82-83-84-85-86-87-88-89-90-91-92-93-94-95-96-97-98-99-100)		1	0.8%
408, Relazioni, Figli		1	0.8%
40B		1	0.8%
612		1	0.8%
806		1	0.8%
A05		1	0.8%
A3 Et A4 Les Montants De Ses Revenus		1	0.8%
Ageven U1 a U7		1	0.8%
Certains De Ses Revenus		1	0.8%

e8r: On which questions the respondent refused to answer

Value	Label	Cases	Percentage
Ces Unionsanterieuses		1	0.8%
Conjoint + Revenus		1	0.8%
Date Divorce Union 1		1	0.8%
Datos Familiares, Nomb		1	0.8%
Deces Du Pere		1	0.8%
Denaro, Proprieta', Trasferimento Denaro		1	0.8%
El Nombre De Su Padre.		1	0.8%
Enfants Decedes		1	0.8%
Entourage E Privaci Non Ha Volutu Rispondere		1	0.8%
Fecha Fallecimiento Padres		1	0.8%
I Dati Personali: Indirizzo E Numero Di Telefono		1	0.8%
Importo Busta Paga		1	0.8%
La Colone Des Enfants		1	0.8%
Las De Su Padre Las Contesto Sin Mucha Gana		1	0.8%
Le Montant Des Revenus Et Sur Les Unions		1	0.8%
Les Prenoms Des Personnes		1	0.8%
Les Questions D'Ordre Prive		1	0.8%
Les Revenus Actuels		1	0.8%
Les Titres De SeJour = Question Difficile		1	0.8%
Les Unions Car Il Avait 4 Femmes Et Ne Veut Parler Que De Cel. Maison		1	0.8%
Migration De L'Entourage		2	1.5%
Migrazione Entourage		1	0.8%

e8r: On which questions the respondent refused to answer

Value	Label	Cases	Percentage
Modules Biens Et Affaires Possedes		1	0.8%
No Le Gusto Que Le Preguntaran Por Sus Familiares En El Cuestionario.		1	0.8%
Nom 1Ere Unionet Unions Suivantes		1	0.8%
Nombre De Familiares		1	0.8%
Nombre De Hijos Y Algunas Fechas		1	0.8%
Nombre Pareja		1	0.8%
Nombre Sexo Hijos		1	0.8%
Nombres Algunos Familiares		1	0.8%
Nombres De Familiares Y Algunas Fechas		1	0.8%
Nombres Familia		1	0.8%
Nombres Familiares		2	1.5%
Nombres Familiares Y Otros Datos Muy Personales		1	0.8%
Nome Figli		1	0.8%
Nome Fratelli		1	0.8%
Nomi		1	0.8%
Nomi Dei Familiari		1	0.8%
Nomi Dei Figli		1	0.8%
Nomi E Luoghi Migrazione Entourage		1	0.8%
Nomi Entourage		3	2.3%
Nomi Entourage - Salari Importo		1	0.8%
Nomi Entourage/ Marito		1	0.8%
Non Dette Cifre		1	0.8%
Non Ha Voluto Dare Tutti I Nomi		1	0.8%
Non Ho Voluto Dare I Nomi Delle Persone.		1	0.8%

e8r: On which questions the respondent refused to answer

Value	Label	Cases	Percentage
Piu' 408 Non Ha Detto I Guadagni			
NÂ °Q15_Prenom U1		1	0.8%
P24 Q403 -> Nom Ong		1	0.8%
Por El Motivo Que Ha Elegido Venir Justo Para EspaÃ±A.		1	0.8%
Por Nombres De Sus Familiares		1	0.8%
Pour Les Unions Et Les Ages De Ses Enfants		1	0.8%
PreNom M1		1	0.8%
Pueblos Donde Vivio,Nombres Familiares,Datos Viviendas,Propiec		1	0.8%
Q 08		1	0.8%
Q 408		3	2.3%
Q 408 Sur Le Revenu		1	0.8%
Q 408 A03 Q15		1	0.8%
Q 408 A05		1	0.8%
Q08 Elle Accepte Son Fils Emigre Lui Envoie De Largent Mais Refuse De Dire Combien		1	0.8%
Q15 Prenom De L Union		1	0.8%
Q17A		2	1.5%
Q20; Q408; A01 a A05		1	0.8%
Q313 (Elle Dit Qu'Elle Connait Rien Sur La Situation De Ses Voisins)		1	0.8%
Q4 : Musulmans = Tous C'Est Pareil		1	0.8%
Q408 (A02)		1	0.8%
Q408 A03		1	0.8%
Q408 A04		1	0.8%
Q408 A04 A05 A06		1	0.8%
Q408(Sur Les Montants).		1	0.8%

e8r: On which questions the respondent refused to answer

Value	Label	Cases	Percentage
Q5,Q6/Q200/ Q408 A06		1	0.8%
Questions Sur L'Argent (408)		1	0.8%
Relazioni E Figli		1	0.8%
Relazioni, Figli, Permessi Soggiorno		1	0.8%
Revenus Crainte Du Controle Fiscal		1	0.8%
Revenus Et Salaire		1	0.8%
Riguardo I Soldi		1	0.8%
Sobre Datos Hijos		1	0.8%
Sobre Fallecimiento De Padres Y Marido		1	0.8%
Sobre Situacion Familiar		1	0.8%
Son Revenu Mensuel		1	0.8%
Son Salaire Actuel NÂ°408 A07		1	0.8%
Sur Son Salaire Actuel II A Refuse De Se Pronoser La Dessus		1	0.8%
Titres De Sejour Et Autorisations De Travail		1	0.8%
Unions Enfants Logements		1	0.8%
Vida Personal,Uniones Hijos,Nombres		1	0.8%
eGo A Refuse De Donner Noms Et PreNoms Des Personnes CiteEs		1	0.8%

Warning: these figures indicate the number of cases found in the data file. They cannot be interpreted as summary statistics of the population of interest.

q900: Number of personal network who have lived abroad

Information	[Type= continuous] [Format=numeric] [Range= 0-21] [Missing=*]
Statistics [NW/ W]	[Valid=1668 /-] [Invalid=0 /-] [Mean=2.995 /-] [StdDev=2.81 /-]
Source	MAFE team
Pre-question	INFORMATION TO TRANSCRIBE AFTER THE INTERVIEW BASED ON THE BIOGRAPHICAL GRID MODULE: RESIDENCE HISTORY OF FAMILY MEMBERS AND PERSONAL NETWORK

# q900: Number of personal network who have lived abroad	
Literal question	900. Count in the AGEVEN the number of family or personal network members who have lived outside Senegal __ and fill in one column per person.
Interviewer's instructions	SEE AGEVEN COLUMNS 4
# q1000: Number of returns	
Information	[Type= continuous] [Format=numeric] [Range= 0-9999] [Missing=*]
Statistics [NW/ W]	[Valid=1624 /-] [Invalid=44 /-] [Mean=1.167 /-] [StdDev=3.66 /-]
Source	MAFE team
Pre-question	MODULE RETURNS TO SENEGAL OF LESS THAN A YEAR WITHOUT INTENTION TO SETTLE
Literal question	1000. Count in the Ageven all returns (R1, R2, etc., and each AR) without including the returns to settle marked as "R INST": __
Interviewer's instructions	SEE AGEVEN COLUMN 13
# q1100: Number of stays abroad	
Information	[Type= continuous] [Format=numeric] [Range= 0-9999] [Missing=*]
Statistics [NW/ W]	[Valid=1638 /-] [Invalid=30 /-] [Mean=0.866 /-] [StdDev=2.846 /-]
Source	MAFE team
Pre-question	MODULE STAYS OF LESS THAN A YEAR OUTSIDE SENEGAL (VAC + AFF)
Literal question	1100. Count in the Ageven the stays outside Senegal marked VAC and AFF: __ ATTENTION: don't count those stays marked INST or TRANSIT
Interviewer's instructions	SEE AGEVEN COLUMN 8
# q1200: Number of nationality changes	
Information	[Type= continuous] [Format=numeric] [Range= 1-9999] [Missing=*]
Statistics [NW/ W]	[Valid=1668 /-] [Invalid=0 /-] [Mean=1.064 /-] [StdDev=0.255 /-]
Source	MAFE team
Pre-question	MODULE CITIZENSHIP
Literal question	1200. Count in the Ageven the number of nationality changes: __
Interviewer's instructions	SEE AGEVEN COLUMN 9
# q1300: Number of sought asylum	
Information	[Type= continuous] [Format=numeric] [Range= 0-9999] [Missing=*]
Statistics [NW/ W]	[Valid=1668 /-] [Invalid=0 /-] [Mean=0.00719 /-] [StdDev=0.12 /-]
Source	MAFE team
Pre-question	MODULE ASYLUM
Literal question	1300. Count in the Ageven the number of times ego sought asylum:
Interviewer's instructions	SEE AGEVEN COLUMN 10
# q1410: Number of residence status	
Information	[Type= continuous] [Format=numeric] [Range= 0-9999] [Missing=*]
Statistics [NW/ W]	[Valid=1665 /-] [Invalid=3 /-] [Mean=0.915 /-] [StdDev=1.204 /-]
Source	MAFE team
Pre-question	MODULE RESIDENCE PERMITS
Literal question	1410. Number of periods of residence status: __
Interviewer's instructions	AGEVEN COLUMN 11

# q1510: Number of work permits			
Information	[Type= continuous] [Format=numeric] [Range= 0-9999] [Missing=*]		
Statistics [NW/ W]	[Valid=1668 /-] [Invalid=0 /-] [Mean=0.774 /-] [StdDev=1.052 /-]		
Source	MAFE team		
Pre-question	MODULE WORK PERMITS		
Literal question	1510. Number of periods of work permits: _ _		
Interviewer's instructions	COLUMN 12		
# q1600: Number of regular transfers			
Information	[Type= continuous] [Format=numeric] [Range= 0-9999] [Missing=*]		
Statistics [NW/ W]	[Valid=1668 /-] [Invalid=0 /-] [Mean=0.385 /-] [StdDev=0.578 /-]		
Source	MAFE team		
Pre-question	MODULE TRANSFERS		
Literal question	1600. Count in the Ageven the periods of REGULAR TRANSFERS: _ _ and fill in one column for each period		
Interviewer's instructions	SEE AGEVEN COLUMN 6		
# q1700: Number of contributions to associations			
Information	[Type= continuous] [Format=numeric] [Range= 0-9999] [Missing=*]		
Statistics [NW/ W]	[Valid=1668 /-] [Invalid=0 /-] [Mean=0.0917 /-] [StdDev=0.315 /-]		
Source	MAFE team		
Pre-question	MODULE ASSOCIATIONS		
Literal question	1700. Count in the Ageven the number of periods Ego paid CONTRIBUTIONS TO ASSOCIATIONS: _ _ and fill in one column for each period		
Interviewer's instructions	SEE AGEVEN COLUMN 14		
# rem_ageven: Ageven remarks			
Information	[Type= discrete] [Format=character] [Missing=*]		
Statistics [NW/ W]	[Valid=106 /-]		
Definition	Remarks from and about AGEVEN		
Source	Interviewer		
Literal question	COMMENTS AND OBSERVATIONS		
Value	Label	Cases	Percentage
1974-Vivio 6 Meses En Mali Por Trabajo , 1991-Vivio 6 Meses En Un Centro De La Cruz Roja , 1998-En Verano Se Va De Vacaciones De Francia A Senegal Y Desde Senegal Se Viene A EspaÃ±a		1	0.9%
1991 En Columna 5 Ayudaba A Cuidar Hermanos.		1	0.9%

rem_ageven: Ageven remarks

Value	Label	Cases	Percentage
2006 Inestabilidad En El Trabajo		1	0.9%
A Confie Ses Enfants a Son FreRe Au Pays		1	0.9%
A Partir De 2002; Retour Au SeNeGal Chaque Hiver Pour 2 a 3 Mois		1	0.9%
Actuellement Ne Vit Plus Avec U4, Est En Instance De Divorce Depuis 2008.		1	0.9%
AthleTe Partant ReGulieRement Faire Des CompeTitions Dans DiffeRents Pays		1	0.9%
AussitÃ T ArriveE En France Ego Demande Une Carte De SeJour. Le PeRe De Ego Est Militaire; PeRe Toujours En Mission		1	0.9%
De 1962 A 1971 Inestabilidad En La Familia Porque El Padre Era Policia.		1	0.9%
Depuis 2006 Elle A Eu Un Cdi Dans Le MeMe Domaine(Personn aGeEs Maison De Retraite).		1	0.9%
Ego A Un Titre De Sejour Renouvelable Chaque Annee Depuis 2002. Eil Dit Que Depuis Janvier 2008 Une Loi Ne L'Oblige Plus a Avoir Une Autorisation De Travail		1	0.9%
Environ Une Fois Tous Les 3 Mois Pour Les Transfert D'Argent Au SeNeGal.		1	0.9%

rem_ageven: Ageven remarks

Value	Label	Cases	Percentage
Estuvo En Granada Unos Meses.		1	0.9%
Faux Visa: Elle Est ArriveE Avec Un Visa Emprunte Et A Eu Ses Papiers En 2002 Par Regroupement Familial. Entre Pa Cite U Et Tamba De Aout a Octobre.		1	0.9%
Fin De L'AnneE 1998 Vient S'Installer En France ApreS Obtention De Son DiplÃ´me/ Scolarisation a L'Ile De GoreE, Wenk-Ends a Dakar Et Les Vacances a Kilogne.		1	0.9%
Mod 05: 1993, Avant D'Avoir Son Logement A Asnieres, Il A Vecu Quelques Mois Chez Ses Beaux Parents Avec Sa Femme Et Ses Fils		1	0.9%
Mod 07: A01: Ego Lutte Contre Son Pere(Greve De La Faim) Pour Aller A L'Ecole/ A02:Ego A Du En Suite Arreter L'Ecole Car Avait Des Problemes De Vue/A03:Etait Aide Familiale Chez Sa SAÃ¼r.		1	0.9%
Mod 13: A Chaque Voyage Que L'EnqueTe ReAlise En Europe(Angleterre, Horgrie, Serbie), Il Retourne En France Une Fois Par An Pour Des Raisons Administratives, Car Le Titre De SeJour De 10 Ans N'Est Valide Que Si		1	0.9%

rem_ageven: Ageven remarks

Value	Label	Cases	Percentage
Les Personnes Sont PreSentes Sur			
Mod 16: L' Enqueteur Realise La Passation En Francais Mais Le Questionnaire Est Traduit A Ego Par Son Enfant (N7) Pendant Toute La Duree De L'Entretien.		1	0.9%
Mod 16: Remarque De L'EnqueTeur "Ego A Souhaite Retirer Le Prenom De Ses En Fants En Fin D'Entretien		1	0.9%
Mod 17: Entre 78 Et 80 De Part De Son Ami M8 En France Ou Il Vit Toujours/Entre 90 Et 97 Depart D'Un Oncle En Italie Ou Il Vit Toujours		1	0.9%
Mod 17: M1 Est Francais, A Toujours Vecu En France//Mod 23: En 2002 Cotise Pour Des Enfants Au Burkina a L'AnneE//Mod Q612 S01: 1999 Elle Comptait Rester Un An Pour Voir Si Elle Allait S'Entendre Avec Son Mari (Si Oui: Elle Comptait S'Installer		1	0.9%
Mod 17: M2 Est Expulse En 1982 Retourne Donc Au Sn		1	0.9%
Mod 18: De 1992 a 2002 L'EnqueTeE Retourmait Chaque AnneE Au Senegal. Elle N'Y Est Pas		1	0.9%

rem_ageven: Ageven remarks

Value	Label	Cases	Percentage
Retourne Depuis 2002			
Mod 18: Depuis 1985 Ego Retourne Au Sn Tous Les Deux Ans		1	0.9%
Mod 19: Sejour Entre 1986 Et 1991 Angleterre, Espagne, Italie, Suisse, Belgique; Allemagne Entre 1994 Et 2007//Mod 21:Reintegration Nationalite Francaise En 2002.		1	0.9%
Mod 20: Demande De Reintegration De La Nationalite Francaise, Deposee En 1986 Et Obtenue En 1989		1	0.9%
Mod 20: Est Venue En France Avec Une Carte D'Identite Francaise.Lorsque Sa Carte A Expire(Dans Les Annees 80), On Lui A Demande Un Certificat De Nationalite Francaise. Elle A Du Faire Bcp De Demarches Car Elle A eTe Ramene De Force En France Sa		1	0.9%
Mod 20: Remarque De L'Enqueteur:"Ego Joue Dans L'Equipe De Foot, C'Est Son Equipe Qui L'Aidera a Regulariser Sa Situation"/ Mod 21: Ego Est Arrete Sans Visa, ApreS 3 Mois Il Obtient Un Ts Par L'Intermediaire Des		1	0.9%






rem_ageven: Ageven remarks

Value	Label	Cases	Percentage
Responsables De L'Equipe De Spor			
Mod 21: 1999 Obtention Du Titre De Refugie Mauritanien Pour 10 Ans// Mod 7: A02 En Plus Du Salaire, Il Etait Loge Et Nourri// Mod17: M1 Et M2 Vivent Entre Sn Et Mauritanie		1	0.9%
Mod 23: L'Enquete Cotise A Des Associations D'Aide Au Developpement Du Sn Depuis 1998//Mod 17: M9 Est Un Ami Connu A L'Adolescence Au Sn		1	0.9%
Mod 2: Arrive En Espagne Ente 2001 Et 2003; Mod 06: (Q 408 A02 Et A03) Autres Ressources=Aide FinancieRe Et MateRiel Des Parents		1	0.9%
Mod 2: Q5 Et Q6 J'Ai Des Freres Et SÅ“Urs Mais Je Ne Peux Pas Dire Combien// Mod 21:Depuis 1998 Il A Une Autorisation Pour L'Activite Commerciale Qu'Il Exerce En Ce Moment/ A Son Arrivee En France, Il N'Avait Pas De Titre Mais Quelques Mois Apres		1	0.9%
Mod 4: 1970 Naissance De Jumeaux Tous Deux Decedes En 1970		1	0.9%

rem_ageven: Ageven remarks

Value	Label	Cases	Percentage
Mod 4: E01 Ne Hu Est L'Enfant De U2		1	0.9%
Mod 5: Q628 Il S'Agit D'Un Internat Pour Ecole Coranique		1	0.9%
Mod 6: Q408 A02 Ego Percoit 50Euros A Chaque Match Gagne//Mod 5: L06 L07 Double Logment Car Car Vit Autant Dans L'Un Que Dans L'Autre Depuis 2007		1	0.9%
Mod 7: Ego Est En ArreT Maladie De 1998 a 2000		1	0.9%
Mod 8: Q502 Le Terrain Est Vendu Par Son Oncle A Son Insu//Mod 17: M1 Est Francais En France		1	0.9%
Mod2: Q5-6 eGo Declare 30 FreRes Et SÅ"Urs Mais N'En ConnaiT Que 6/ Q7 eGo Est Aine De Sa MeRe(Famille Polygamique)/ Q10 Apprentissage Du Coran. Mod 6: Q408 A04 Percoit Des Allocations Familiales De 87 a 88.		1	0.9%
Mod7: A07: Re:Mmarque Enqueteur En Q408:"Son Mari A Faillit Mettre Fin Au Questionnaire Car Il N'A Pas ApreCie Ces Questions Sur Les Revenus"		1	0.9%
Mod: Transfert D'Argent Vers Le Sn Tous Les Mois Depuis 2007		1	0.9%

rem_ageven: Ageven remarks

Value	Label	Cases	Percentage
Module 03 : A Connu Son Conjoint Car Celui-Ci Allait ReGulieRement Au SeNeGal Module 07 : Pendant La PeRiode A02 A Fait Du BeNeVolat a La Croix-Rouge		1	 0.9%
Module 04 : N2 Et N3 Ont Une Carte D'Identite FrancAise Provisoire, Mais Leur PeRe ConsideRe Qu'Is Sont FrancAis Et SeNeGalais Modul		1	 0.9%
Module 05 : Ego Ne Vit Pas Avec Son Conjoint U2 / Depuis Son Divorce Avec U1, Ego Ne Vit Pas Avec Sa Fille, Elle Ne L'A Que Les Week-Ends Et Les Vacances Module 17 : M3		1	 0.9%
Module 05 : Entre 1994 Et 1996, Ego A Deux Logements L'Un En France Et L'Autre En Allemagne Pendant Cette PeRiode Et Navigue Entre Les Deux Tous Les 15 Jours. Module 17 : M3 Etm4 Vivent Entre		1	 0.9%
Module 05 : Pendant Sa PremieRe AnneE En France = "Turbulence ReSidentielle" (St Paris, Grenoble En - De 1 An) => Strasbourg = Elle Vivait Seule En Appartement / Grenoble =		1	 0.9%

rem_ageven: Ageven remarks

Value	Label	Cases	Percentage
Vivait Seule En Cite U / Paris = A eTe HebergeE Gratuitement P			
Module 05 : Souboude (L01) = Ce Village N'Existe Plus Pour Cause De Rebellion) / Diatacounda (L06) : Ce Village Faisait Partie Du DePartement 1103; Mais En 2008 Il Est Dans Le DePartement 0502		1	0.9%
Module 07 : A03 = Petits Boulots Au Black, Pas Le Droit De Travailler (Carte De SeJour De 1 An Seulement) : Quand Il Trouvait Un Travail, La Ddt Le Proposait a Un FrancAis, Si Le Poste N'eTait Pas Demande Par Un FrancAis, Alors C'eTait Bon, Si		1	0.9%
Module 07 : De 92 a 02, Ego A Des Revenus Secondaires Issus D'Une Activite Sportive De Haut Niveau Module 17 : M4 = Arrive Au Cameroun En 2001 Ou 2002.		1	0.9%
Module 07 : Est Un Membre Fondateur De L'Ong, Mais Ne Verse Pas De Frais D'AdheSion Ou De Cotisation, N'Est Pas Officiellement Salarie De L'Association, Mais PercOit Des DeDommagement Lorsqu'Il Participe a Des		1	0.9%

rem_ageven: Ageven remarks

Value	Label	Cases	Percentage
SeMinaires. Depuis Qu'Il Est En F			
Module 07 : Quand Ego Arrive En France En 1979 Il Est Inscrit Comme Etudiant Dans Une Ecole Privee Mais Exerce Principalement Des Petits Boulots Comme Ouvrier En Batiment Module 18/19 : Ego N'Est Jamais R		1	0.9%
Module 07 : Travaille Dans L'Administration SeNeGalaise En ParalleLe a Ses eTudes Module 05 : a Son ArriveE En France, Commence Par Vivre Pendant 3 Mois a Noisiel		1	0.9%
Module 07 : Use(Pid) = Union Pour La Solidarite Et L'Entraide (Programme InteGre De Podor) / Fao = Organisation Des Nations Unies Pour L'Alimentation		1	0.9%
Module 07 : a 6 Ans, Ego eTudiait a L'eCole Primaire, Mais a 8 Ans, Sur La DeCision De Ses Parents Et Du Marabout Selon Lesquels Il N'eTait Pas Bon De Suivre Le Systeme D'eDucation Occidental, Il A ArreTe L'eCole Et Est Devenu Aide Familial / E		1	0.9%
Module 07: De 1987 a 1989,		1	0.9%

rem_ageven: Ageven remarks

Value	Label	Cases	Percentage
Ego Travaille Dans Un Foyer = Elle N'A Pas De Salaire, Elle Est Seulement LogeE Et Nourrie			
Module 13 : Fin 1998, Ego Part En France Via Mauritanie, Maroc Et Espagne. Il Fait De Petits Boulots Pour Payer Son Voyage (Jardinier, Manutentionnaire: €) Et Avance Au Fur Et a Mesure Entre Octobre 98Et Mars 99. Pas De Titre De SeJour Ni D'Aut		1	0.9%
Module 13 : L'Etat A DeCide De Son Voyage. TreS Implique Dans La Vie Politique Et Syndicale De L'Universite, DeRangeait En Raison De Son Militantisme Syndical		1	0.9%
Module 13 : Pour Venir En France, Ego A Pris Un Billet D'Avion Pour Bruxelles Et A Ensuite Pris Le Train Pour Paris		1	0.9%
Module 15 : R01 = Finalement Je Suis Revenue En France Car Les Conditions N'eTaient Pas Suffisamment ReUnies Pour Nous ReInstaller a Dakar (Pas De Logement a Nousâ€). Donc, Retour Encore En PreParation		1	0.9%
Module 16 : Le Fils D'Ego (N4) A Fait Les Traductions		1	0.9%

rem_ageven: Ageven remarks

Value	Label	Cases	Percentage
NeCessaires Pendant Le DeRoulement De L'Entretien			
Module 17 : De 2000 a 2002 N1 Fait Des Allers- Retours Entre La France Et Le SeNeGal, Mais Ne S'Installe Pas Plus De 6 Mois En France Et Finit Par Ses ReInstaller DeFinitivement Au SeNeGal		1	0.9%
Module 17 : M2 = A eTe En Algerie, Mais Ego Ne Se Souvient Pas Des Dates		1	0.9%
Module 17 : M2 = Arrive En France En 89 Ou 90 / M3 = Arrive En France Entre 88 Et 90 / M7 = Arrive En France En 94 Ou 95		1	0.9%
Module 17 : M2 = Ne En France Entre 1982 Et 1984 / M3 = Ne En France En 1985 Ou 1986 (3 De Ses FreRes Et 2 De Ses SA"Urs Sont NeS En France - Du Re- Mariage De Son PeRe Avec Une FrancAise - Et Y Ont Toujours VeCu, Ego Ne Les Voit Pas Et Leurs Da		1	0.9%
Module 17 : M3 = ArriveE En France En 1982 Ou 1983		1	0.9%
Module 17 : M4 = Ego Dit La ConnaiTre Depuis La Primaire, Mais Elle Ne Sait Plus a Quelle Date.		1	0.9%
Module 17 : M5 = Est Arrive En		1	0.9%

rem_ageven: Ageven remarks

Value	Label	Cases	Percentage
Italie En 2004 Ou 2005 / M6 = Est Arrive En Italie En 1999 Ou 2001			
Module 17 : M6 = Depuis 2000 Vit En MeMe Temps En Gambie Et Aux Usa / M7 = Depuis 1985 Vit En MeMe Temps En Gambie Et Aux Usa		1	0.9%
Module 17 : M7 = Arrive En France Entre 1965 Et 1968 Module 03 : Ego A Totalement Refuse De S'Exprimer Et De Donner La Moindre Information Concernant Ses Unions		1	0.9%
Module 17 : M8 = ArriveE En Espagne En 2001 Ou 2002 / M5 = ArriveE En France En 1996 Ou 1997		1	0.9%
Module 17 :M2 Est Arrie En France Entre 1980 Et 1983		1	0.9%
Module 18 : Retour Au SeNeGal Pour Un Stage Dans Le Cadre De Ses eTudes Module 17 : Avant La Naissance D'Ego, Son PeRe Est Parti En Suisse Faire Ses eTudes, Puis Est Revenu Vivre Au SeNeGal.		1	0.9%
Module 19 : De 1960 a 1972, Ego Va En Mauritanie Tous Les Ans Pour Des Vacances Dans La Famille (Son Village Est Frontalier), Après 1972		1	0.9%

rem_ageven: Ageven remarks

Value	Label	Cases	Percentage
Il Y Retourne a Chacun De Ses Retours Au SeNeGal. Module 6 : Passe Un Cap De MeCanique GeNeRal			
Module 19 : Rescape D'Un Incendie a Orange		1	0.9%
Module 19 : SeJour En Arabie Saoudite En 1993 = PeLerinage a La Mecque		1	0.9%
Module 20 : A Fait Une Demande De Nationalite FrancAise Recemment		1	0.9%
Module 20 : Acquiert La Nationalite FrancAise Car Son PeRe L'Avait DeJa Module 17: M4 = Son Demi-FreRe Est Arrive En France Entre 1978 Et 1980 / M1 = Son PeRe En Arrive En France ApreS La Naissance D'		1	0.9%
Module 20 : Demande De Naturalisation En Cours		1	0.9%
Module 20 : Ego Dit Avoir Eu Le Choix A Son ArriveE En France Entre La Nationalite FrancAise Et Un Titre De SeJour. Elle N'A Jamais Voulu La Nationalite FrancAise. Elle Se Dit Sere Avant D'eTre SeNeGalaise. Elle A Donc Un Titre De Sejour Renouv		1	0.9%
Module 20 : Ego Obtient		1	0.9%

rem_ageven: Ageven remarks

Value	Label	Cases	Percentage
Sa Nationalite FrancAise Par Regroupement Familial Avec Son PeRe Qui Est FrancAis			
Module 21 : Avec La Carte D'Identite Militaire Pas Besoin De Titre De Sejour Module 11 : Entre 79 Et 85, Ego Essaye De Prendre Le Bateau Clandestinement Chaque AnneE Sans ReUssir a Partir Nul Part. Son So		1	0.9%
Module 21 : Depuis Son Mariage Avec Son ePouse FrancAise En 2005, Sa Carte De SeJour Est Maintenant Une Carte De SeJour De Type Familial = Toujours Renouvelable, Mais Il N'A Plus Besoin D'Autorisation De Travail		1	0.9%
Module 21 : Ego A Eu Une At En 2003 Et 2005, Pour Les AnneEs Suivantes, Les Employeurs N'Ont Pas Demande D'At		1	0.9%
Plus Besoin De Permis De Travail Pour Les eTudiants SeNeGalais DePuis 2007.		1	0.9%
Pour La Retraite, PreVoit De Retourner S'Installer Au SeNeGal DeFinitivement, Avec Des Retours En France Pour Des Vacances.		1	0.9%

rem_ageven: Ageven remarks

Value	Label	Cases	Percentage
Pour L'Instant, N'A Pas Encore Fait De DeMarches Pour Se ReInstaller Au SeNeGal.			
Q405 - A2 : Ego A En Fait Plusieurs Employeurs = Administration Publique Ou Para-Publique + Entreprise Associative + Entreprise PriveE		1	0.9%
Ras		16	15.1%
ReInteGration De La Nationalite FrancAise En 1994		1	0.9%
ReInteGration a La Nationalite FrancAise Pour Les Gens NeS Avant Les Independances: Changement De Statut(Nationalite Intervenu Entre 78-79		1	0.9%
Retour Chaque AnneE Voir 2 Fois Par An Au SeNeGal.		1	0.9%

Warning: these figures indicate the number of cases found in the data file. They cannot be interpreted as summary statistics of the population of interest.

statu_mig: Migration status

Information	[Type= discrete] [Format=numeric] [Range= 1-4] [Missing=*]
Statistics [NW/ W]	[Valid=1668 /-] [Invalid=0 /-]

Value	Label	Cases	Percentage
1	Return migrant	193	11.6%
2	Migrant partner	101	6.1%
3	Non migrant	768	46.0%
4	Migrant	606	36.3%

Warning: these figures indicate the number of cases found in the data file. They cannot be interpreted as summary statistics of the population of interest.

migr_cur: Current migrant

Information	[Type= discrete] [Format=numeric] [Range= 0-1] [Missing=*]
Statistics [NW/ W]	[Valid=1668 /-] [Invalid=0 /-]

Definition Current migrant at the time of the survey

Value	Label	Cases	Percentage
0	No	1062	63.7%
1	Yes	606	36.3%

# migr_cur: Current migrant			
<i>Warning: these figures indicate the number of cases found in the data file. They cannot be interpreted as summary statistics of the population of interest.</i>			
# migr_ret: Return migrant			
Information	[Type= discrete] [Format=numeric] [Range= 0-1] [Missing=*]		
Statistics [NW/ W]	[Valid=1668 /-] [Invalid=0 /-]		
Definition	Return migrant in Africa at the time of the survey		
Value	Label	Cases	Percentage
0	No	1477	88.5%
1	Yes	191	11.5%
<i>Warning: these figures indicate the number of cases found in the data file. They cannot be interpreted as summary statistics of the population of interest.</i>			
# migr_cjt: Migrant's spouse			
Information	[Type= discrete] [Format=numeric] [Range= 0-1] [Missing=*]		
Statistics [NW/ W]	[Valid=1668 /-] [Invalid=0 /-]		
Definition	Non migrant partner (living in Africa) of a migrant at the time of the survey		
Value	Label	Cases	Percentage
0	No	1553	93.1%
1	Yes	115	6.9%
<i>Warning: these figures indicate the number of cases found in the data file. They cannot be interpreted as summary statistics of the population of interest.</i>			
# migr_no: No migrant			
Information	[Type= discrete] [Format=numeric] [Range= 0-1] [Missing=*]		
Statistics [NW/ W]	[Valid=1668 /-] [Invalid=0 /-]		
Definition	Other non migrant (living in Africa) at the time of the survey		
Value	Label	Cases	Percentage
0	No	898	53.8%
1	Yes	770	46.2%
<i>Warning: these figures indicate the number of cases found in the data file. They cannot be interpreted as summary statistics of the population of interest.</i>			
# year: Year of survey			
Information	[Type= discrete] [Format=numeric] [Range= 2008-2008] [Missing=*]		
Statistics [NW/ W]	[Valid=1668 /-] [Invalid=0 /-]		
Value	Label	Cases	Percentage
2008		1668	100.0%
<i>Warning: these figures indicate the number of cases found in the data file. They cannot be interpreted as summary statistics of the population of interest.</i>			
# flag_age: Less than 25 years and more than 75 years			
Information	[Type= discrete] [Format=numeric] [Range= 0-1] [Missing=*]		
Statistics [NW/ W]	[Valid=1668 /-] [Invalid=0 /-]		
Definition	The migrant is younger than 25 or older than 75 at the time of the survey.		
Notes	These individuals have ages very close to the thresholds 25-75.		
Value	Label	Cases	Percentage
0	No	1664	99.8%
1	Yes	4	0.2%
<i>Warning: these figures indicate the number of cases found in the data file. They cannot be interpreted as summary statistics of the population of interest.</i>			
# flag_arrival: First migration in Europe before 18			
Information	[Type= discrete] [Format=numeric] [Range= 0-1] [Missing=*]		

# flag_arrival: First migration in Europe before 18			
Statistics [NW/ W]		[Valid=813 /-] [Invalid=855 /-]	
Definition		The migrant (current or returnee) arrived in Europe the 1st time before 18.	
Value	Label	Cases	Percentage
0	No	804	98.9%
1	Yes	9	1.1%
Sysmiss		855	
<i>Warning: these figures indicate the number of cases found in the data file. They cannot be interpreted as summary statistics of the population of interest.</i>			
# flag_visitor: Resident in Europe but surveyed in Africa			
Information		[Type= discrete] [Format=numeric] [Range= 0-1] [Missing=*]	
Statistics [NW/ W]		[Valid=1668 /-] [Invalid=0 /-]	
Definition		The migrant was living in Europe at the time of the survey, but was surveyed in Africa during a visit.	
Notes		In these cases, id_country = country of residence in Europe (even though the questionnaire was filled in in Senegal)	
Value	Label	Cases	Percentage
0	No	1665	99.8%
1	Yes	3	0.2%
<i>Warning: these figures indicate the number of cases found in the data file. They cannot be interpreted as summary statistics of the population of interest.</i>			

# weight_eur: Weighting normalized on the 3 european countries	
Information	[Type= continuous] [Format=numeric] [Range= 0.123741947114468-2.92577934265137] [Missing=*]
Statistics [NW/ W]	[Valid=606 /-] [Invalid=1062 /-]
Definition	Use when working on the European countries pooled together (for example, the Senegalese population sampled in France, Italy and Spain). It should not be used if the analyses include individuals surveyed in Africa.
# weight_all: Weighting normalized on the 4 countries	
Information	[Type= continuous] [Format=numeric] [Range= 0.043433666229248-7.21617412567139] [Missing=*]
Statistics [NW/ W]	[Valid=1668 /-] [Invalid=0 /-]
Definition	Use when working on all countries of the MAFE survey (for example, Senegalese population from Senegalese, French, Italian and Spanish samples).
# weight_ctry: Weighting normalized by country	
Information	[Type= continuous] [Format=numeric] [Range= 0.054081816226244-5.26600313186646] [Missing=*]
Statistics [NW/ W]	[Valid=1668 /-] [Invalid=0 /-]
Definition	Use when working on a single country (for example, the Senegalese population sampled only in Senegal, or in any single European country).

File : sn_qb_union

ident: Biographic individual identifier

Information	[Type= discrete] [Format=character] [Missing=*]
Statistics [NW/ W]	[Valid=2347 /-] [Invalid=0 /-]
Definition	Individual identifiant = 1st letter of country + n° of questionnaire compost

id_country: Country of the survey

Information	[Type= discrete] [Format=character] [Missing=*]
Statistics [NW/ W]	[Valid=2347 /-] [Invalid=0 /-]
Definition	Country where the data was collected: - Es = Spain - Fr = France - It = Italy - Sn = Senegal

Value	Label	Cases	Percentage
Es		248	10.6%
Fr		324	13.8%
It		307	13.1%
Sn		1468	62.5%

Warning: these figures indicate the number of cases found in the data file. They cannot be interpreted as summary statistics of the population of interest.

n_menage: ID of the HH

Information	[Type= continuous] [Format=numeric] [Range= 3-2011] [Missing=*]
Statistics [NW/ W]	[Valid=1376 /-] [Invalid=971 /-]
Definition	Household ID Only available for Africa

n_indiv: ID of the individual in the HH

Information	[Type= continuous] [Format=numeric] [Range= 0-101] [Missing=*]
Statistics [NW/ W]	[Valid=1364 /-] [Invalid=983 /-]
Definition	ID of each individual within her/his household Only available for Africa

num_dr: Constructed ID of the PSU

Information	[Type= discrete] [Format=character] [Missing=*]
Statistics [NW/ W]	[Valid=1475 /-] [Invalid=0 /-]
Definition	Survey area ID Only available for Africa

Value	Label	Cases	Percentage
01		8	0.5%
02		19	1.3%
03		22	1.5%
04		16	1.1%
05		25	1.7%
06		21	1.4%
07		22	1.5%
08		30	2.0%
09		22	1.5%
10		34	2.3%

File : sn_qb_union

num_dr: Constructed ID of the PSU

Value	Label	Cases	Percentage
11		22	1.5%
12		23	1.6%
13		32	2.2%
14		32	2.2%
15		15	1.0%
16		15	1.0%
17		25	1.7%
18		24	1.6%
19		23	1.6%
20		15	1.0%
21		29	2.0%
22		20	1.4%
23		31	2.1%
24		29	2.0%
25		35	2.4%
26		24	1.6%
27		28	1.9%
28		19	1.3%
29		19	1.3%
30		23	1.6%
31		35	2.4%
32		24	1.6%
33		25	1.7%
34		34	2.3%
35		27	1.8%
36		28	1.9%
37		33	2.2%
38		26	1.8%
39		21	1.4%
40		23	1.6%
41		37	2.5%
42		21	1.4%
43		32	2.2%
44		20	1.4%
45		26	1.8%
46		43	2.9%
47		19	1.3%
48		31	2.1%
49		20	1.4%
50		21	1.4%
51		23	1.6%
52		17	1.2%
53		25	1.7%

File : sn_qb_union

num_dr: Constructed ID of the PSU

Value	Label	Cases	Percentage
54		29	2.0%
55		15	1.0%
56		23	1.6%
57		17	1.2%
58		27	1.8%
59		28	1.9%
60		23	1.6%

Warning: these figures indicate the number of cases found in the data file. They cannot be interpreted as summary statistics of the population of interest.

strata_area: Strate of the CD defined by the population census

Information	[Type= discrete] [Format=numeric] [Range= 1-10] [Missing=*]
Statistics [NW/ W]	[Valid=1475 /-] [Invalid=872 /-]
Definition	Migration prevalence in each survey area, defined using the 2002 Census Only available for Africa

Value	Label	Cases	Percentage
1		133	9.0%
2		148	10.0%
3		132	8.9%
4		160	10.8%
5		146	9.9%
6		145	9.8%
7		163	11.1%
8		127	8.6%
9		177	12.0%
10		144	9.8%
Sysmiss		872	

Warning: these figures indicate the number of cases found in the data file. They cannot be interpreted as summary statistics of the population of interest.

strata_hh: HH with migrants

Information	[Type= discrete] [Format=numeric] [Range= 0-2] [Missing=*]
Statistics [NW/ W]	[Valid=1475 /-] [Invalid=872 /-]
Definition	Stratification by household migrant status according to the screening survey Only available for Africa

Value	Label	Cases	Percentage
0	Non migrant HH	991	67.2%
1	HH with returnee(s) or migrant(s) abroad	484	32.8%
Sysmiss		872	

Warning: these figures indicate the number of cases found in the data file. They cannot be interpreted as summary statistics of the population of interest.

strata_ind: Presence of migrant in the HH during the census

Information	[Type= discrete] [Format=numeric] [Range= 1-3] [Missing=*]
Statistics [NW/ W]	[Valid=1470 /-] [Invalid=877 /-]
Definition	3 strata according to the individuals' migratory status Only available for Africa

File : sn_qb_union

strata_ind: Presence of migrant in the HH during the census

Value	Label	Cases	Percentage
1	Return migrant	243	16.5%
2	Partner of a migrant	144	9.8%
3	Other non migrant	1083	73.7%
Sysmiss		877	

Warning: these figures indicate the number of cases found in the data file. They cannot be interpreted as summary statistics of the population of interest.

num_union: Number of the union

Information	[Type= discrete] [Format=numeric] [Range= 1-8] [Missing=*]
Statistics [NW/ W]	[Valid=2101 /-] [Invalid=246 /-]

Value	Label	Cases	Percentage
1		1422	67.7%
2		474	22.6%
3		135	6.4%
4		45	2.1%
5		16	0.8%
6		5	0.2%
7		3	0.1%
8		1	0.0%
Sysmiss		246	

Warning: these figures indicate the number of cases found in the data file. They cannot be interpreted as summary statistics of the population of interest.

id_uni: Union ID

Information	[Type= discrete] [Format=character] [Missing=*]
Statistics [NW/ W]	[Valid=2101 /-] [Invalid=0 /-]
Notes	Computed variable from ident and num_union

q1: Sex

Information	[Type= discrete] [Format=numeric] [Range= 1-9999] [Missing=*]
Statistics [NW/ W]	[Valid=2347 /-] [Invalid=0 /-]

Pre-question	<p>PRESENTATION OF THE STUDY TO THE RESPONDENTS</p> <p>Hello, my name is I am taking part in a study about migration between Senegal and various countries in Europe, and on links between people living in Senegal and their families and friends who live abroad. Before we start, I'd like to briefly present the study to you, and inform you about your rights. This study has been organised by the University of Dakar, and several European research organisms: the Institut national d'études démographiques (Paris, France), the University of Pompeu Fabra (Barcelone, Espagne), FIERI (Turin, Italie), in collaboration with ENDA Tiers-Monde.</p> <p>WHY THIS STUDY? => Hand out the INFORMATION LEAFLET and present the study</p> <p>* For a number of years, African migration has been a major issue of public debate - in politics and the media, both in Africa and in Europe. However, this debate is often not based on real evidence, but rather on opinions.</p> <p>* In fact, the scale and causes of Senegalese migration are not very well known. We also don't know the real impacts of migration on the living conditions of Senegalese families or on Senegal's national development.</p> <p>* In this study, which is organised by both Senegalese and European researchers, we would like to produce statistical data based on the real life experiences of Senegalese people. We hope that this data will help us to understand migration better, including its effects on Senegal.</p> <p>* The findings will be used to contribute to public debates gathering citizens, researchers and political decision-makers. The finale goal of this study is to link both real life experiences and migratory and development policies.</p> <p>HOW IS THIS GOING TO HAPPEN?</p>
---------------------	---

File : sn_qb_union

q1: Sex

* To carry out this study, we will meet people with very different migration experiences: people who have always stayed in Senegal; people who've lived abroad but have come back to Senegal; and people who remain in Europe.
 * Some information has already been collected in January and February 2008, on households living in Dakar, mainly about life conditions and the families' relationship with their migrants.
 * Today, this questionnaire involves questions about you, your life. There are questions about the places you have lived since your childhood; about your occupations and family life; the trips you have made abroad; and so on. All these questions will allow us to look at the relationships between whether people migrate or not, and their economic and family circumstances.
 * Since everyone's experiences are different, the duration of the interview varies - it should be between half an hour, and a maximum of two hours, depending on your individual life history.

RIGHTS AND CONFIDENTIALITY OF ANSWERS

* If a question makes you feel uneasy, you are not obliged to answer. You can stop the interview at any time.
 * We guarantee that all the information you provide us with will be kept confidential. Your name and address are not recorded in the questionnaire. Nobody will be able to identify you from the information that you give me.

Before we start: do you have any questions?

INTRODUCTION

Literal question

Q1. The respondent is:

Post-question

To begin with, I would like to note the major events and periods of your life on this grid. We will begin at the time of your birth. Later we will look at these periods of life in some more detail.

Interviewer's instructions

STUDY IN FRANCE: Hand out the CNIL letter to the interviewee.
 In compliance with the law "informatique et libertés" of January 6, 1978, you have a right to access and rectify information concerning yourself.
 To exercise this right, you should apply by mail, before the first July 2008, at INED. As data are anonymous, the correction will only be possible on presentation of your interviewee number.

Value	Label	Cases	Percentage
1	Man	1234	52.6%
2	Woman	1113	47.4%

Warning: these figures indicate the number of cases found in the data file. They cannot be interpreted as summary statistics of the population of interest.

q1a: Year of birth

Information

[Type= discrete] [Format=numeric] [Range= 1932-9999] [Missing=*]

Statistics [NW/ W]

[Valid=2347 /-] [Invalid=0 /-]

Literal question

Q1A. To start with, and to help us to set a time scale, could you tell me in which year you were born (or your age)?
 Year of birth

Interviewer's instructions

AGEVEN: Locate year of birth in the grid, note 0 in the columns titled "age", and fill in these columns by retracing the age till the current age of the respondent.

Value	Label	Cases	Percentage
1932		5	0.2%
1933		5	0.2%
1934		19	0.8%
1935		9	0.4%
1936		8	0.3%
1937		2	0.1%
1938		10	0.4%
1939		10	0.4%
1940		15	0.6%
1941		17	0.7%
1942		13	0.6%
1943		25	1.1%

File : sn_qb_union

q1a: Year of birth

Value	Label	Cases	Percentage
1944		9	0.4%
1945		17	0.7%
1946		24	1.0%
1947		27	1.2%
1948		20	0.9%
1949		30	1.3%
1950		26	1.1%
1951		27	1.2%
1952		29	1.2%
1953		51	2.2%
1954		40	1.7%
1955		40	1.7%
1956		40	1.7%
1957		33	1.4%
1958		60	2.6%
1959		47	2.0%
1960		74	3.2%
1961		42	1.8%
1962		65	2.8%
1963		81	3.5%
1964		57	2.4%
1965		52	2.2%
1966		61	2.6%
1967		76	3.2%
1968		91	3.9%
1969		50	2.1%
1970		90	3.8%
1971		80	3.4%
1972		106	4.5%
1973		88	3.7%
1974		76	3.2%
1975		58	2.5%
1976		55	2.3%
1977		77	3.3%
1978		78	3.3%
1979		57	2.4%
1980		72	3.1%
1981		63	2.7%
1982		72	3.1%
1983		66	2.8%
1984		2	0.1%

Warning: these figures indicate the number of cases found in the data file. They cannot be interpreted as summary statistics of the population of interest.

File : sn_qb_union

age_survey: Age at survey

Information	[Type= continuous] [Format=numeric] [Range= 25-77] [Missing=*]
Statistics [NW/ W]	[Valid=2347 /-] [Invalid=0 /-] [Mean=43.401 /-] [StdDev=11.881 /-]
Literal question	Q1A. To start with, and to help us to set a time scale, could you tell me in which year you were born (or your age)? Age
Interviewer's instructions	AGEVEN: Locate year of birth in the grid, note 0 in the columns titled "age", and fill in these columns by retracing the age till the current age of the respondent.

q101: No of partner/spouse

Information	[Type= continuous] [Format=numeric] [Range= 1-8] [Missing=*]
Statistics [NW/ W]	[Valid=2101 /-] [Invalid=246 /-] [Mean=1.473 /-] [StdDev=0.842 /-]
Literal question	101. No. of the partner/spouse
Interviewer's instructions	cf. AGEVEN

q102d: Start year of the relationship

Information	[Type= discrete] [Format=numeric] [Range= 1948-2147483624] [Missing=*]
Statistics [NW/ W]	[Valid=2098 /-] [Invalid=249 /-]
Literal question	102D - 102F. Start and end years of the relationship Start
Interviewer's instructions	cf. AGEVEN - If ongoing: cross out the end year

Value	Label	Cases	Percentage
1948		1	0.0%
1950		5	0.2%
1951		2	0.1%
1952		3	0.1%
1953		1	0.0%
1954		5	0.2%
1955		2	0.1%
1956		2	0.1%
1957		4	0.2%
1959		5	0.2%
1960		6	0.3%
1961		7	0.3%
1962		6	0.3%
1963		6	0.3%
1964		11	0.5%
1965		15	0.7%
1966		6	0.3%
1967		20	1.0%
1968		15	0.7%
1969		15	0.7%
1970		16	0.8%
1971		16	0.8%
1972		20	1.0%
1973		16	0.8%
1974		21	1.0%

File : sn_qb_union

q102d: Start year of the relationship

Value	Label	Cases	Percentage
1975		23	1.1%
1976		31	1.5%
1977		33	1.6%
1978		36	1.7%
1979		29	1.4%
1980		49	2.3%
1981		31	1.5%
1982		47	2.2%
1983		50	2.4%
1984		45	2.1%
1985		53	2.5%
1986		51	2.4%
1987		38	1.8%
1988		48	2.3%
1989		57	2.7%
1990		56	2.7%
1991		52	2.5%
1992		66	3.1%
1993		65	3.1%
1994		51	2.4%
1995		63	3.0%
1996		62	3.0%
1997		75	3.6%
1998		81	3.9%
1999		76	3.6%
2000		118	5.6%
2001		66	3.1%
2002		71	3.4%
2003		84	4.0%
2004		70	3.3%
2005		65	3.1%
2006		63	3.0%
2007		54	2.6%
2008		13	0.6%
Sysmiss		249	

Warning: these figures indicate the number of cases found in the data file. They cannot be interpreted as summary statistics of the population of interest.

q102f: End year of the relationship

Information	[Type= discrete] [Format=numeric] [Range= 1951-2147483624] [Missing=*]
Statistics [NW/ W]	[Valid=749 /-] [Invalid=1598 /-]
Literal question	102D - 102F. Start and end years of the relationship End
Interviewer's instructions	cf. AGEVEN - If ongoing: cross out the end year

File : sn_qb_union

q102f: End year of the relationship

Value	Label	Cases	Percentage
1951		1	0.1%
1955		2	0.3%
1961		2	0.3%
1963		1	0.1%
1964		2	0.3%
1965		2	0.3%
1966		3	0.4%
1967		1	0.1%
1968		4	0.5%
1969		3	0.4%
1970		5	0.7%
1971		6	0.8%
1972		3	0.4%
1973		5	0.7%
1974		3	0.4%
1975		3	0.4%
1976		8	1.1%
1977		3	0.4%
1978		5	0.7%
1979		8	1.1%
1980		9	1.2%
1981		7	0.9%
1982		9	1.2%
1983		17	2.3%
1984		13	1.7%
1985		12	1.6%
1986		16	2.1%
1987		14	1.9%
1988		14	1.9%
1989		21	2.8%
1990		23	3.1%
1991		19	2.5%
1992		25	3.3%
1993		19	2.5%
1994		32	4.3%
1995		25	3.3%
1996		25	3.3%
1997		32	4.3%
1998		30	4.0%
1999		27	3.6%
2000		37	4.9%
2001		32	4.3%
2002		29	3.9%

File : sn_qb_union

q102f: End year of the relationship

Value	Label	Cases	Percentage
2003		36	4.8%
2004		32	4.3%
2005		36	4.8%
2006		41	5.5%
2007		33	4.4%
2008		14	1.9%
Sysmiss		1598	

Warning: these figures indicate the number of cases found in the data file. They cannot be interpreted as summary statistics of the population of interest.

q103: Type of dissolution

Information	[Type= discrete] [Format=numeric] [Range= 1-2147483624] [Missing=*]
Statistics [NW/ W]	[Valid=745 /-] [Invalid=1602 /-]
Universe	If the relationship ended
Pre-question	If the relationship ended:
Literal question	103. Type of dissolution
Interviewer's instructions	cf. AGEVEN

Value	Label	Cases	Percentage
1	Separation or divorce	595	79.9%
2	Partner deceased	150	20.1%
Sysmiss		1602	

Warning: these figures indicate the number of cases found in the data file. They cannot be interpreted as summary statistics of the population of interest.

q104: Did you marry her/him

Information	[Type= discrete] [Format=numeric] [Range= 0-2147483624] [Missing=*]
Statistics [NW/ W]	[Valid=2095 /-] [Invalid=252 /-]
Literal question	104. Did you marry him/her?
Post-question	If q104 in 0 => Go to q106 (106)

Value	Label	Cases	Percentage
0	No	369	17.6%
1	Yes	1726	82.4%
Sysmiss		252	

Warning: these figures indicate the number of cases found in the data file. They cannot be interpreted as summary statistics of the population of interest.

q105: In which year did you get married

Information	[Type= discrete] [Format=numeric] [Range= 1948-2147483624] [Missing=*]
Statistics [NW/ W]	[Valid=1713 /-] [Invalid=634 /-]
Universe	If q104 in 1
Literal question	105. In which year did you get married?

Value	Label	Cases	Percentage
1948		1	0.1%
1950		5	0.3%
1951		2	0.1%
1952		3	0.2%

File : sn_qb_union

q105: In which year did you get married

Value	Label	Cases	Percentage
1953		1	0.1%
1954		2	0.1%
1955		2	0.1%
1956		2	0.1%
1957		5	0.3%
1958		1	0.1%
1959		5	0.3%
1960		6	0.4%
1961		6	0.4%
1962		6	0.4%
1963		6	0.4%
1964		10	0.6%
1965		14	0.8%
1966		5	0.3%
1967		18	1.1%
1968		14	0.8%
1969		13	0.8%
1970		12	0.7%
1971		16	0.9%
1972		17	1.0%
1973		14	0.8%
1974		21	1.2%
1975		21	1.2%
1976		27	1.6%
1977		24	1.4%
1978		33	1.9%
1979		27	1.6%
1980		36	2.1%
1981		26	1.5%
1982		35	2.0%
1983		48	2.8%
1984		36	2.1%
1985		41	2.4%
1986		36	2.1%
1987		34	2.0%
1988		38	2.2%
1989		44	2.6%
1990		38	2.2%
1991		34	2.0%
1992		46	2.7%
1993		47	2.7%
1994		38	2.2%
1995		46	2.7%

File : sn_qb_union

q105: In which year did you get married

Value	Label	Cases	Percentage
1996		44	2.6%
1997		64	3.7%
1998		55	3.2%
1999		60	3.5%
2000		94	5.5%
2001		74	4.3%
2002		51	3.0%
2003		74	4.3%
2004		65	3.8%
2005		59	3.4%
2006		50	2.9%
2007		50	2.9%
2008		11	0.6%
Sysmiss		634	

Warning: these figures indicate the number of cases found in the data file. They cannot be interpreted as summary statistics of the population of interest.

q106: At the beginning of this relationship she/he was

Information	[Type= discrete] [Format=numeric] [Range= 1-2147483624] [Missing=*]
Statistics [NW/ W]	[Valid=2086 /-] [Invalid=261 /-]
Literal question	106. At the beginning of this relationship, your partner/spouse was

Value	Label	Cases	Percentage
1	Single, never married	1676	80.3%
2	Married	250	12.0%
3	Separated/Divorced	137	6.6%
4	Widowed	23	1.1%
Sysmiss		261	

Warning: these figures indicate the number of cases found in the data file. They cannot be interpreted as summary statistics of the population of interest.

q107: Country of partner/spouse

Information	[Type= discrete] [Format=numeric] [Range= 96000-2147483624] [Missing=*]
Statistics [NW/ W]	[Valid=2091 /-] [Invalid=256 /-]
Literal question	107. In which country was he/she born?
Interviewer's instructions	Note answer in plain text

Value	Label	Cases	Percentage
96000	FRANCE	70	3.3%
99109	GERMANY	2	0.1%
99127	ITALY	25	1.2%
99134	SPAIN	9	0.4%
99135	NETHERLANDS	2	0.1%
99205	LEBANON	1	0.0%
99220	PHILIPPINES	1	0.0%
99304	GAMBIA	5	0.2%
99314	EQUATORIAL GUINEA	1	0.0%
99321	BURUNDI	1	0.0%

File : sn_qb_union

q107: Country of partner/spouse

Value	Label	Cases	Percentage
99322	CAMEROON	3	0.1%
99324	CONGO	2	0.1%
99326	COTE DIVOIRE	8	0.4%
99327	BENIN	1	0.0%
99330	GUINEA	14	0.7%
99331	BURKINA FASO	2	0.1%
99333	MADAGASCAR	1	0.0%
99335	MALI	13	0.6%
99336	MAURITANIA	10	0.5%
99338	NIGERIA	1	0.0%
99341	SENEGAL	1896	90.7%
99342	SIERRA LEONE	1	0.0%
99345	TOGO	1	0.0%
99350	MOROCCO	2	0.1%
99352	ALGERIA	3	0.1%
99389	WESTERN 'SAHARA	1	0.0%
99392	GUINEA BISSAU	8	0.4%
99396	CAPE VERDE	4	0.2%
99404	UNITED STATES	2	0.1%
99420	ECUADOR	1	0.0%
Sysmiss		256	

Warning: these figures indicate the number of cases found in the data file. They cannot be interpreted as summary statistics of the population of interest.

q108u_1: At the beginning of your relationship what was her/his 1st nationality

Information	[Type= discrete] [Format=numeric] [Range= 96000-2147483624] [Missing=*]
Statistics [NW/ W]	[Valid=2095 /-] [Invalid=252 /-]
Literal question	108. At the beginning of your relationship, what was/were his or her nationalities? 1st nationality

Value	Label	Cases	Percentage
96000	FRANCE	74	3.5%
99109	GERMANY	2	0.1%
99127	ITALY	24	1.1%
99134	SPAIN	9	0.4%
99135	NETHERLANDS	1	0.0%
99140	SWITZERLAND	1	0.0%
99205	LEBANON	2	0.1%
99220	PHILIPPINES	1	0.0%
99301	EGYPT	1	0.0%
99304	GAMBIA	4	0.2%
99314	EQUATORIAL GUINEA	1	0.0%
99321	BURUNDI	1	0.0%
99322	CAMEROON	2	0.1%
99326	COTE DIVOIRE	4	0.2%
99327	BENIN	1	0.0%

File : sn_qb_union

q108u_1: At the beginning of your relationship what was her/his 1st nationality

Value	Label	Cases	Percentage
99330	GUINEA	9	0.4%
99331	BURKINA FASO	1	0.0%
99333	MADAGASCAR	1	0.0%
99335	MALI	7	0.3%
99336	MAURITANIA	13	0.6%
99338	NIGERIA	1	0.0%
99341	SENEGAL	1915	91.4%
99342	SIERRA LEONE	1	0.0%
99350	MOROCCO	2	0.1%
99352	ALGERIA	2	0.1%
99389	WESTERN 'SAHARA	1	0.0%
99392	GUINEA BISSAU	7	0.3%
99396	CAPE VERDE	3	0.1%
99404	UNITED STATES	3	0.1%
99420	ECUADOR	1	0.0%
Sysmiss		252	

Warning: these figures indicate the number of cases found in the data file. They cannot be interpreted as summary statistics of the population of interest.

q108u_2: At the beginning of your relationship what was her/his 2nd nationality

Information	[Type= discrete] [Format=numeric] [Range= 96000-2147483624] [Missing=*]		
Statistics [NW/ W]	[Valid=36 /-] [Invalid=2311 /-]		
Literal question	108. At the beginning of your relationship, what was/were his or her nationalities? 2nd nationality		
Value	Label	Cases	Percentage
96000	FRANCE	18	50.0%
99127	ITALY	1	2.8%
99322	CAMEROON	1	2.8%
99326	COTE DIVOIRE	1	2.8%
99327	BENIN	2	5.6%
99330	GUINEA	2	5.6%
99341	SENEGAL	10	27.8%
99352	ALGERIA	1	2.8%
Sysmiss		2311	

Warning: these figures indicate the number of cases found in the data file. They cannot be interpreted as summary statistics of the population of interest.

q108u_3: At the beginning of your relationship what was her/his 3rd nationality

Information	[Type= discrete] [Format=numeric] [Range= 96000-2147483624] [Missing=*]		
Statistics [NW/ W]	[Valid=1 /-] [Invalid=2346 /-]		
Literal question	108. At the beginning of your relationship, what was/were his or her nationalities? 3rd nationality		
Value	Label	Cases	Percentage
96000	FRANCE	1	100.0%
Sysmiss		2346	

Warning: these figures indicate the number of cases found in the data file. They cannot be interpreted as summary statistics of the population of interest.

File : sn_qb_union

q109: What was her/his level of education at this time

Information [Type= discrete] [Format=numeric] [Range= 1-2147483624] [Missing=*]

Statistics [NW/ W] [Valid=2036 /-] [Invalid=311 /-]

Literal question 109. What was his/her level of education at that time?

Value	Label	Cases	Percentage
1	No schooling	656	32.2%
2	Primary school	558	27.4%
3	Secondary schooling (middle school, high school)	573	28.1%
4	Higher education	249	12.2%
Systemiss		311	

Warning: these figures indicate the number of cases found in the data file. They cannot be interpreted as summary statistics of the population of interest.

q110: Was your partner/spouse primarily...

Information [Type= discrete] [Format=numeric] [Range= 1-2147483624] [Missing=*]

Statistics [NW/ W] [Valid=2089 /-] [Invalid=258 /-]

Literal question 110. At the beginning of your relationship, was your partner/spouse primarily:

Post-question
 If q110 not in 1 => Do either:
 - If Ego is a WOMAN, MARRIED TO THAT PARTNER (Q106 = 2) => Go to q112 (112)
 - Otherwise => Next union

Value	Label	Cases	Percentage
1	Active, he/she was working	1127	53.9%
2	Looking after the home or family, economically inactive	617	29.5%
3	Unemployed	84	4.0%
4	Pupil, student	227	10.9%
5	Other inactive	34	1.6%
Systemiss		258	

Warning: these figures indicate the number of cases found in the data file. They cannot be interpreted as summary statistics of the population of interest.

q111: Was she/he

Information [Type= discrete] [Format=numeric] [Range= 1-2147483624] [Missing=*]

Statistics [NW/ W] [Valid=1108 /-] [Invalid=1239 /-]

Definition
 Wage-earner: answers 1 to 3
 In non-wage employment: answers 4 to 7

Universe If q110 in 1

Literal question 111. Was he/she:

Post-question
 - If Ego is a WOMAN, MARRIED TO THAT PARTNER (Q106 = 2) => Go to q112 (112)
 - Otherwise => Next union

Value	Label	Cases	Percentage
1	Higher-level occupation	102	9.2%
2	Skilled employee or worker	366	33.0%
3	Unskilled employee, worker, labourer	253	22.8%
4	Employer	24	2.2%
5	Self-employed (without employees)	340	30.7%
6	Apprentice, intern	9	0.8%
7	Helping family member in a family business or farm	14	1.3%
Systemiss		1239	

File : sn_qb_union**# q111: Was she/he***Warning: these figures indicate the number of cases found in the data file. They cannot be interpreted as summary statistics of the population of interest.***# q112: Did you have co-wife in this partnership****Information** [Type= discrete] [Format=numeric] [Range= 0-2147483624] [Missing=*]**Statistics [NW/ W]** [Valid=875 /-] [Invalid=1472 /-]**Universe** If Ego is a WOMAN, MARRIED TO THAT PARTNER (Q106 = 2)**Literal question** 112. Did you have co-wife in this partnership?**Post-question** If q112 in 0 => Next union

Value	Label	Cases	Percentage
0	No	544	62.2%
1	Yes	331	37.8%
Sysmiss		1472	

*Warning: these figures indicate the number of cases found in the data file. They cannot be interpreted as summary statistics of the population of interest.***# q113: How many co-wife****Information** [Type= continuous] [Format=numeric] [Range= 1-2147483624] [Missing=*]**Statistics [NW/ W]** [Valid=330 /-] [Invalid=2017 /-] [Mean=1.436 /-] [StdDev=0.884 /-]**Universe** If Ego is a WOMAN, MARRIED TO THAT PARTNER (Q106 = 2)
If q112 in 1**Literal question** 113. How many?**# q114: What was your rank among the wives****Information** [Type= continuous] [Format=numeric] [Range= 1-2147483624] [Missing=*]**Statistics [NW/ W]** [Valid=329 /-] [Invalid=2018 /-]**Universe** If Ego is a WOMAN, MARRIED TO THAT PARTNER (Q106 = 2)
If q112 in 1**Literal question** 114. What was your rank among the wives?**Post-question** FOLLOWING RELATIONSHIPS => Additional sheets
Otherwise, CHILDREN MODULE => Next page**# q18: Which is the last school year you attended****Information** [Type= discrete] [Format=numeric] [Range= 0-2147483624] [Missing=*]**Statistics [NW/ W]** [Valid=2343 /-] [Invalid=4 /-]**Literal question** Q18. Let's talk about your studies: Which is the last school year you attended?**Post-question** If q18 in 0, 1, 2, 3, 4, 5, 6, 7 => Go to the "Activity" module**Interviewer's instructions**
- If EGO has no formal education: Encircle the code 00 below
- If EGO has some formal education: Encircle the corresponding code

Value	Label	Cases	Percentage
0	None	560	23.9%
1	Pre-school (nursery school)	8	0.3%
2	Pre-school	25	1.1%
3	First year primary	29	1.2%
4	2nd year primary	57	2.4%
5	3rd year primary	74	3.2%
6	4th year primary	65	2.8%
7	5th year primary	422	18.0%

File : sn_qb_union

q18: Which is the last school year you attended

Value	Label	Cases	Percentage
8	1st year secondary	60	2.6%
9	2nd year secondary	63	2.7%
10	3rd year secondary	82	3.5%
11	4th year secondary	253	10.8%
12	1st year high school	99	4.2%
13	2nd year high school	73	3.1%
14	Final year high school	147	6.3%
15	1st year (DEUG1 or equivalent) / BTS1	40	1.7%
16	2nd year (DEUG2 or equivalent) / BTS2	97	4.1%
17	3rd year (BA or equivalent)	40	1.7%
18	4th year (MA or equivalent)	55	2.3%
19	5th year (DESS,DEA or equivalent)	56	2.4%
20	6th year (PhD studies)	38	1.6%
Sysmiss		4	

Warning: these figures indicate the number of cases found in the data file. They cannot be interpreted as summary statistics of the population of interest.

flag_age: Less than 25 years and more than 75 years

Information	[Type= discrete] [Format=numeric] [Range= 0-1] [Missing=*]
Statistics [NW/ W]	[Valid=2347 /-] [Invalid=0 /-]
Definition	The migrant is younger than 25 or older than 75 at the time of the survey.
Notes	These individuals have ages very close to the thresholds 25-75.

Value	Label	Cases	Percentage
0	No	2337	99.6%
1	Yes	10	0.4%

Warning: these figures indicate the number of cases found in the data file. They cannot be interpreted as summary statistics of the population of interest.

flag_arrival: First migration in Europe before 18

Information	[Type= discrete] [Format=numeric] [Range= 0-1] [Missing=*]
Statistics [NW/ W]	[Valid=1212 /-] [Invalid=1135 /-]
Definition	The migrant (current or returnee) arrived in Europe the 1st time before 18.

Value	Label	Cases	Percentage
0	No	1201	99.1%
1	Yes	11	0.9%
Sysmiss		1135	

Warning: these figures indicate the number of cases found in the data file. They cannot be interpreted as summary statistics of the population of interest.

flag_visitor: Resident in Europe but surveyed in Africa

Information	[Type= discrete] [Format=numeric] [Range= 0-1] [Missing=*]
Statistics [NW/ W]	[Valid=2347 /-] [Invalid=0 /-]
Definition	The migrant was living in Europe at the time of the survey, but was surveyed in Africa during a visit.
Notes	In these cases, id_country = country of residence in Europe (even though the questionnaire was filled in in Senegal)

Value	Label	Cases	Percentage
0	No	2340	99.7%
1	Yes	7	0.3%

File : sn_qb_union**# flag_visitor: Resident in Europe but surveyed in Africa**

Warning: these figures indicate the number of cases found in the data file. They cannot be interpreted as summary statistics of the population of interest.

weight_eur: Weighting normalized on the 3 european countries

Information	[Type= continuous] [Format=numeric] [Range= 0.123741947114468-2.92577934265137] [Missing=*]
Statistics [NW/ W]	[Valid=879 /-] [Invalid=1468 /-]
Definition	Use when working on the European countries pooled together (for example, the Senegalese population sampled in France, Italy and Spain). It should not be used if the analyses include individuals surveyed in Africa.

weight_all: Weighting normalized on the 4 countries

Information	[Type= continuous] [Format=numeric] [Range= 0.043433666229248-7.21617412567139] [Missing=*]
Statistics [NW/ W]	[Valid=2347 /-] [Invalid=0 /-]
Definition	Use when working on all countries of the MAFE survey (for example, Senegalese population from Senegalese, French, Italian and Spanish samples).

weight_ctry: Weighting normalized by country

Information	[Type= continuous] [Format=numeric] [Range= 0.054081816226244-5.26600313186646] [Missing=*]
Statistics [NW/ W]	[Valid=2347 /-] [Invalid=0 /-]
Definition	Use when working on a single country (for example, the Senegalese population sampled only in Senegal, or in any single European country).

File : sn_qb_children

ident: Biographic individual identifier

Information	[Type= discrete] [Format=character] [Missing=*]
Statistics [NW/ W]	[Valid=5295 /-] [Invalid=0 /-]
Definition	Individual identifiant = 1st letter of country + n° of questionnaire compost

id_country: Country of the survey

Information	[Type= discrete] [Format=character] [Missing=*]
Statistics [NW/ W]	[Valid=5295 /-] [Invalid=0 /-]
Definition	Country where the data was collected: - Es = Spain - Fr = France - It = Italy - Sn = Senegal

Value	Label	Cases	Percentage
Es		504	9.5%
Fr		527	10.0%
It		408	7.7%
Sn		3856	72.8%

Warning: these figures indicate the number of cases found in the data file. They cannot be interpreted as summary statistics of the population of interest.

n_menage: ID of the HH

Information	[Type= continuous] [Format=numeric] [Range= 3-2011] [Missing=*]
Statistics [NW/ W]	[Valid=3738 /-] [Invalid=1557 /-]
Definition	Household ID Only available for Africa

n_indiv: ID of the individual in the HH

Information	[Type= continuous] [Format=numeric] [Range= 0-100] [Missing=*]
Statistics [NW/ W]	[Valid=3720 /-] [Invalid=1575 /-]
Definition	ID of each individual within her/his household Only available for Africa

num_dr: Constructed ID of the PSU

Information	[Type= discrete] [Format=character] [Missing=*]
Statistics [NW/ W]	[Valid=3864 /-] [Invalid=0 /-]
Definition	Survey area ID Only available for Africa

Value	Label	Cases	Percentage
01		21	0.5%
02		64	1.7%
03		50	1.3%
04		42	1.1%
05		59	1.5%
06		51	1.3%
07		40	1.0%
08		66	1.7%
09		67	1.7%
10		84	2.2%

File : sn_qb_children

num_dr: Constructed ID of the PSU

Value	Label	Cases	Percentage
11		66	1.7%
12		51	1.3%
13		93	2.4%
14		91	2.4%
15		42	1.1%
16		32	0.8%
17		76	2.0%
18		51	1.3%
19		35	0.9%
20		59	1.5%
21		51	1.3%
22		61	1.6%
23		67	1.7%
24		46	1.2%
25		76	2.0%
26		42	1.1%
27		52	1.3%
28		53	1.4%
29		70	1.8%
30		50	1.3%
31		114	3.0%
32		67	1.7%
33		78	2.0%
34		98	2.5%
35		56	1.4%
36		89	2.3%
37		106	2.7%
38		68	1.8%
39		61	1.6%
40		50	1.3%
41		79	2.0%
42		54	1.4%
43		69	1.8%
44		65	1.7%
45		64	1.7%
46		121	3.1%
47		45	1.2%
48		71	1.8%
49		87	2.3%
50		61	1.6%
51		80	2.1%
52		50	1.3%
53		87	2.3%

File : sn_qb_children

num_dr: Constructed ID of the PSU

Value	Label	Cases	Percentage
54		71	1.8%
55		38	1.0%
56		60	1.6%
57		42	1.1%
58		70	1.8%
59		88	2.3%
60		67	1.7%

Warning: these figures indicate the number of cases found in the data file. They cannot be interpreted as summary statistics of the population of interest.

strata_area: Strate of the CD defined by the population census

Information	[Type= discrete] [Format=numeric] [Range= 1-10] [Missing=*]
Statistics [NW/ W]	[Valid=3864 /-] [Invalid=1431 /-]
Definition	Migration prevalence in each survey area, defined using the 2002 Census Only available for Africa

Value	Label	Cases	Percentage
1		365	9.4%
2		435	11.3%
3		322	8.3%
4		346	9.0%
5		448	11.6%
6		353	9.1%
7		424	11.0%
8		312	8.1%
9		482	12.5%
10		377	9.8%
Sysmiss		1431	

Warning: these figures indicate the number of cases found in the data file. They cannot be interpreted as summary statistics of the population of interest.

strata_hh: HH with migrants

Information	[Type= discrete] [Format=numeric] [Range= 0-2] [Missing=*]
Statistics [NW/ W]	[Valid=3864 /-] [Invalid=1431 /-]
Definition	Stratification by household migrant status according to the screening survey Only available for Africa

Value	Label	Cases	Percentage
0	Non migrant HH	2543	65.8%
1	HH with returnee(s) or migrant(s) abroad	1321	34.2%
Sysmiss		1431	

Warning: these figures indicate the number of cases found in the data file. They cannot be interpreted as summary statistics of the population of interest.

strata_ind: Presence of migrant in the HH during the census

Information	[Type= discrete] [Format=numeric] [Range= 1-3] [Missing=*]
Statistics [NW/ W]	[Valid=3853 /-] [Invalid=1442 /-]
Definition	3 strata according to the individuals' migratory status Only available for Africa

File : sn_qb_children

strata_ind: Presence of migrant in the HH during the census

Value	Label	Cases	Percentage
1	Return migrant	743	19.3%
2	Partner of a migrant	339	8.8%
3	Other non migrant	2771	71.9%
Sysmiss		1442	

Warning: these figures indicate the number of cases found in the data file. They cannot be interpreted as summary statistics of the population of interest.

num_enf: Children number

Information [Type= discrete] [Format=numeric] [Range= 1-21] [Missing=*]

Statistics [NW/ W] [Valid=4890 /-] [Invalid=405 /-]

Value	Label	Cases	Percentage
1		1263	25.8%
2		1022	20.9%
3		766	15.7%
4		551	11.3%
5		377	7.7%
6		269	5.5%
7		203	4.2%
8		149	3.0%
9		95	1.9%
10		59	1.2%
11		40	0.8%
12		30	0.6%
13		22	0.4%
14		16	0.3%
15		10	0.2%
16		8	0.2%
17		5	0.1%
18		2	0.0%
19		1	0.0%
20		1	0.0%
21		1	0.0%
Sysmiss		405	

Warning: these figures indicate the number of cases found in the data file. They cannot be interpreted as summary statistics of the population of interest.

id_enf: Children ID

Information [Type= discrete] [Format=character] [Missing=*]

Statistics [NW/ W] [Valid=4890 /-] [Invalid=0 /-]

Notes Computed variable from ident and num_enf

q1: Sex

Information [Type= discrete] [Format=numeric] [Range= 1-9999] [Missing=*]

Statistics [NW/ W] [Valid=5295 /-] [Invalid=0 /-]

Pre-question PRESENTATION OF THE STUDY TO THE RESPONDENTS

File : sn_qb_children

q1: Sex

Hello, my name is I am taking part in a study about migration between Senegal and various countries in Europe, and on links between people living in Senegal and their families and friends who live abroad. Before we start, I'd like to briefly present the study to you, and inform you about your rights. This study has been organised by the University of Dakar, and several European research organisms: the Institut national d'études démographiques (Paris, France), the University of Pompeu Fabra (Barcelone, Espagne), FIERI (Turin, Italie), in collaboration with ENDA Tiers-Monde.

WHY THIS STUDY? => Hand out the INFORMATION LEAFLET and present the study

- * For a number of years, African migration has been a major issue of public debate - in politics and the media, both in Africa and in Europe. However, this debate is often not based on real evidence, but rather on opinions.
- * In fact, the scale and causes of Senegalese migration are not very well known. We also don't know the real impacts of migration on the living conditions of Senegalese families or on Senegal's national development.
- * In this study, which is organised by both Senegalese and European researchers, we would like to produce statistical data based on the real life experiences of Senegalese people. We hope that this data will help us to understand migration better, including its effects on Senegal.
- * The findings will be used to contribute to public debates gathering citizens, researchers and political decision-makers. The finale goal of this study is to link both real life experiences and migratory and development policies.

HOW IS THIS GOING TO HAPPEN?

- * To carry out this study, we will meet people with very different migration experiences: people who have always stayed in Senegal; people who've lived abroad but have come back to Senegal; and people who remain in Europe.
- * Some information has already been collected in January and February 2008, on households living in Dakar, mainly about life conditions and the families' relationship with their migrants.
- * Today, this questionnaire involves questions about you, your life. There are questions about the places you have lived since your childhood; about your occupations and family life; the trips you have made abroad; and so on. All these questions will allow us to look at the relationships between whether people migrate or not, and their economic and family circumstances.
- * Since everyone's experiences are different, the duration of the interview varies - it should be between half an hour, and a maximum of two hours, depending on your individual life history.

RIGHTS AND CONFIDENTIALITY OF ANSWERS

- * If a question makes you feel uneasy, you are not obliged to answer. You can stop the interview at any time.
- * We guarantee that all the information you provide us with will be kept confidential. Your name and address are not recorded in the questionnaire. Nobody will be able to identify you from the information that you give me.

Before we start: do you have any questions?

INTRODUCTION

Literal question	Q1. The respondent is:
Post-question	To begin with, I would like to note the major events and periods of your life on this grid. We will begin at the time of your birth. Later we will look at these periods of life in some more detail.
Interviewer's instructions	STUDY IN FRANCE: Hand out the CNIL letter to the interviewee. In compliance with the law "informatique et libertés" of January 6, 1978, you have a right to access and rectify information concerning yourself. To exercise this right, you should apply by mail, before the first July 2008, at INED. As data are anonymous, the correction will only be possible on presentation of your interviewee number.

Value	Label	Cases	Percentage
1	Man	2479	46.8%
2	Woman	2816	53.2%

Warning: these figures indicate the number of cases found in the data file. They cannot be interpreted as summary statistics of the population of interest.

q1a: Year of birth

Information	[Type= discrete] [Format=numeric] [Range= 1932-9999] [Missing=*]
Statistics [NW/ W]	[Valid=5295 /-] [Invalid=0 /-]
Literal question	Q1A. To start with, and to help us to set a time scale, could you tell me in which year you were born (or your age)? Year of birth
Interviewer's instructions	AGEVEN: Locate year of birth in the grid, note 0 in the columns titled "age", and fill in these columns by retracing the age till the current age of the respondent.

File : sn_qb_children

q1a: Year of birth

Value	Label	Cases	Percentage
1932		4	0.1%
1933		26	0.5%
1934		66	1.2%
1935		42	0.8%
1936		40	0.8%
1937		2	0.0%
1938		22	0.4%
1939		36	0.7%
1940		65	1.2%
1941		43	0.8%
1942		53	1.0%
1943		112	2.1%
1944		51	1.0%
1945		78	1.5%
1946		75	1.4%
1947		126	2.4%
1948		81	1.5%
1949		89	1.7%
1950		108	2.0%
1951		103	1.9%
1952		102	1.9%
1953		136	2.6%
1954		125	2.4%
1955		130	2.5%
1956		107	2.0%
1957		91	1.7%
1958		178	3.4%
1959		132	2.5%
1960		194	3.7%
1961		119	2.2%
1962		145	2.7%
1963		216	4.1%
1964		142	2.7%
1965		133	2.5%
1966		155	2.9%
1967		142	2.7%
1968		176	3.3%
1969		99	1.9%
1970		148	2.8%
1971		163	3.1%
1972		195	3.7%
1973		137	2.6%
1974		122	2.3%

File : sn_qb_children

q1a: Year of birth

Value	Label	Cases	Percentage
1975		95	1.8%
1976		78	1.5%
1977		116	2.2%
1978		98	1.9%
1979		90	1.7%
1980		87	1.6%
1981		68	1.3%
1982		81	1.5%
1983		71	1.3%
1984		2	0.0%

Warning: these figures indicate the number of cases found in the data file. They cannot be interpreted as summary statistics of the population of interest.

age_survey: Age at survey

Information	[Type= continuous] [Format=numeric] [Range= 25-77] [Missing=*]
Statistics [NW/ W]	[Valid=5295 /-] [Invalid=0 /-] [Mean=47.758 /-] [StdDev=12.22 /-]
Literal question	Q1A. To start with, and to help us to set a time scale, could you tell me in which year you were born (or your age)? Age
Interviewer's instructions	AGEVEN: Locate year of birth in the grid, note 0 in the columns titled "age", and fill in these columns by retracing the age till the current age of the respondent.

q201n: Year of birth (child)

Information	[Type= discrete] [Format=numeric] [Range= 1950-2147483624] [Missing=*]
Statistics [NW/ W]	[Valid=4880 /-] [Invalid=415 /-]
Pre-question	NOW I WOULD LIKE TO ASK A FEW QUESTIONS ABOUT THE CHILDREN WE MENTIONED BEFORE. SO YOUR FIRST CHILD IS...
Literal question	201N - 201D. Year of birth and possibly year of death Year of birth
Interviewer's instructions	See AGEVEN If child is alive, cross out year of death

Value	Label	Cases	Percentage
1950		1	0.0%
1951		1	0.0%
1952		2	0.0%
1953		2	0.0%
1954		4	0.1%
1955		5	0.1%
1956		6	0.1%
1957		3	0.1%
1958		5	0.1%
1959		2	0.0%
1960		10	0.2%
1961		6	0.1%
1962		18	0.4%
1963		11	0.2%
1964		17	0.3%

File : sn_qb_children

q201n: Year of birth (child)

Value	Label	Cases	Percentage
1965		26	0.5%
1966		22	0.5%
1967		25	0.5%
1968		34	0.7%
1969		43	0.9%
1970		49	1.0%
1971		38	0.8%
1972		51	1.0%
1973		40	0.8%
1974		52	1.1%
1975		54	1.1%
1976		68	1.4%
1977		60	1.2%
1978		80	1.6%
1979		84	1.7%
1980		91	1.9%
1981		77	1.6%
1982		109	2.2%
1983		100	2.0%
1984		115	2.4%
1985		107	2.2%
1986		139	2.8%
1987		119	2.4%
1988		153	3.1%
1989		131	2.7%
1990		134	2.7%
1991		128	2.6%
1992		148	3.0%
1993		140	2.9%
1994		179	3.7%
1995		135	2.8%
1996		141	2.9%
1997		156	3.2%
1998		154	3.2%
1999		149	3.1%
2000		192	3.9%
2001		154	3.2%
2002		186	3.8%
2003		153	3.1%
2004		186	3.8%
2005		166	3.4%
2006		172	3.5%
2007		175	3.6%

File : sn_qb_children

q201n: Year of birth (child)

Value	Label	Cases	Percentage
2008		72	1.5%
Sysmiss		415	

Warning: these figures indicate the number of cases found in the data file. They cannot be interpreted as summary statistics of the population of interest.

q201d: Year of death (child)

Information	[Type= discrete] [Format=numeric] [Range= 1955-2147483624] [Missing=*]
Statistics [NW/ W]	[Valid=245 /-] [Invalid=5050 /-]
Pre-question	NOW I WOULD LIKE TO ASK A FEW QUESTIONS ABOUT THE CHILDREN WE MENTIONED BEFORE. SO YOUR FIRST CHILD IS...
Literal question	201N - 201D. Year of birth and possibly year of death Year of death
Interviewer's instructions	See AGEVEN If child is alive, cross out year of death

Value	Label	Cases	Percentage
1955		1	0.4%
1956		1	0.4%
1965		4	1.6%
1967		1	0.4%
1968		3	1.2%
1969		4	1.6%
1970		5	2.0%
1971		4	1.6%
1972		1	0.4%
1973		4	1.6%
1975		4	1.6%
1976		10	4.1%
1977		5	2.0%
1978		2	0.8%
1979		7	2.9%
1980		3	1.2%
1981		8	3.3%
1982		6	2.4%
1983		5	2.0%
1984		5	2.0%
1985		5	2.0%
1986		3	1.2%
1987		4	1.6%
1988		10	4.1%
1989		2	0.8%
1990		7	2.9%
1991		6	2.4%
1992		4	1.6%
1993		6	2.4%
1994		5	2.0%

File : sn_qb_children

q201d: Year of death (child)

Value	Label	Cases	Percentage
1995		6	2.4%
1996		6	2.4%
1997		12	4.9%
1998		8	3.3%
1999		8	3.3%
2000		8	3.3%
2001		4	1.6%
2002		8	3.3%
2003		9	3.7%
2004		10	4.1%
2005		6	2.4%
2006		12	4.9%
2007		11	4.5%
2008		2	0.8%
Sysmiss		5050	

Warning: these figures indicate the number of cases found in the data file. They cannot be interpreted as summary statistics of the population of interest.

q202: Number of child

Information	[Type= discrete] [Format=numeric] [Range= 1-21] [Missing=*]
Statistics [NW/ W]	[Valid=4890 /-] [Invalid=405 /-]
Literal question	202. No. of child
Interviewer's instructions	see AGEVEN

Value	Label	Cases	Percentage
1		1263	25.8%
2		1022	20.9%
3		766	15.7%
4		551	11.3%
5		377	7.7%
6		269	5.5%
7		203	4.2%
8		149	3.0%
9		95	1.9%
10		59	1.2%
11		40	0.8%
12		30	0.6%
13		22	0.4%
14		16	0.3%
15		10	0.2%
16		8	0.2%
17		5	0.1%
18		2	0.0%
19		1	0.0%
20		1	0.0%

File : sn_qb_children

q202: Number of child

Value	Label	Cases	Percentage
21		1	0.0%
Sysmiss		405	

Warning: these figures indicate the number of cases found in the data file. They cannot be interpreted as summary statistics of the population of interest.

q203: Number of the relationship in which the child was born

Information	[Type= discrete] [Format=numeric] [Range= 0-2147483624] [Missing=*]
Statistics [NW/ W]	[Valid=4885 /-] [Invalid=410 /-]
Literal question	203. Number of the relationship in which the child was born
Interviewer's instructions	see AGEVEN - If birth occurred outside relationship note 00

Value	Label	Cases	Percentage
0		114	2.3%
1		3747	76.7%
2		802	16.4%
3		147	3.0%
4		61	1.2%
5		7	0.1%
6		4	0.1%
7		2	0.0%
8		1	0.0%
Sysmiss		410	

Warning: these figures indicate the number of cases found in the data file. They cannot be interpreted as summary statistics of the population of interest.

q204: Is this child a girl or a boy

Information	[Type= discrete] [Format=numeric] [Range= 1-2147483624] [Missing=*]
Statistics [NW/ W]	[Valid=4875 /-] [Invalid=420 /-]
Literal question	204. Is this child a girl or a boy?

Value	Label	Cases	Percentage
1	Boy	2530	51.9%
2	Girl	2345	48.1%
Sysmiss		420	

Warning: these figures indicate the number of cases found in the data file. They cannot be interpreted as summary statistics of the population of interest.

q205: Country of birth (child)

Information	[Type= discrete] [Format=numeric] [Range= 96000-2147483624] [Missing=*]
Statistics [NW/ W]	[Valid=4888 /-] [Invalid=407 /-]
Literal question	205. In which country was he/she born?
Interviewer's instructions	Note answer in plain text

Value	Label	Cases	Percentage
96000	FRANCE	258	5.3%
99109	GERMANY	1	0.0%
99127	ITALY	57	1.2%
99134	SPAIN	141	2.9%
99156	FORMER YUGOSLAV REPUBLIC OF MACEDONIA	1	0.0%
99223	INDIA	1	0.0%

File : sn_qb_children

q205: Country of birth (child)

Value	Label	Cases	Percentage
99304	GAMBIA	2	0.0%
99322	CAMEROON	1	0.0%
99324	CONGO	3	0.1%
99326	COTE DIVOIRE	20	0.4%
99328	GABON	25	0.5%
99335	MALI	5	0.1%
99336	MAURITANIA	12	0.2%
99341	SENEGAL	4349	89.0%
99342	SIERRA LEONE	1	0.0%
99389	WESTERN 'SAHARA	4	0.1%
99392	GUINEA BISSAU	4	0.1%
99404	UNITED STATES	3	0.1%
Sysmiss		407	

Warning: these figures indicate the number of cases found in the data file. They cannot be interpreted as summary statistics of the population of interest.

q206_1: What is/are her/his nationality/ies: 1st nationality

Information	[Type= discrete] [Format=numeric] [Range= 96000-2147483624] [Missing=*]
Statistics [NW/ W]	[Valid=4867 /-] [Invalid=428 /-]
Literal question	206. What is/are his/her nationality/ies: First nationality
Interviewer's instructions	Write down in plain text ALL nationalities held

Value	Label	Cases	Percentage
96000	FRANCE	238	4.9%
99127	ITALY	23	0.5%
99134	SPAIN	101	2.1%
99326	COTE DIVOIRE	2	0.0%
99335	MALI	3	0.1%
99341	SENEGAL	4491	92.3%
99392	GUINEA BISSAU	4	0.1%
99404	UNITED STATES	5	0.1%
Sysmiss		428	

Warning: these figures indicate the number of cases found in the data file. They cannot be interpreted as summary statistics of the population of interest.

q206_2: What is/are her/his nationality/ies: 2nd nationality

Information	[Type= discrete] [Format=numeric] [Range= 96000-2147483624] [Missing=*]
Statistics [NW/ W]	[Valid=118 /-] [Invalid=5177 /-]
Literal question	206. What is/are his/her nationality/ies: Second nationality
Post-question	NEXT CHILD => Next page Otherwise, HOUSING MODULE => Page 14
Interviewer's instructions	Write down in plain text ALL nationalities held

Value	Label	Cases	Percentage
96000	FRANCE	38	32.2%
99109	GERMANY	1	0.8%

File : sn_qb_children

q206_2: What is/are her/his nationality/ies: 2nd nationality

Value	Label	Cases	Percentage
99125	ALBANIA	3	2.5%
99127	ITALY	3	2.5%
99131	BELGIUM	1	0.8%
99134	SPAIN	3	2.5%
99205	LEBANON	6	5.1%
99335	MALI	1	0.8%
99341	SENEGAL	62	52.5%
Sysmiss		5177	

Warning: these figures indicate the number of cases found in the data file. They cannot be interpreted as summary statistics of the population of interest.

q18: Which is the last school year you attended

Information	[Type= discrete] [Format=numeric] [Range= 0-2147483624] [Missing=*]
Statistics [NW/ W]	[Valid=5289 /-] [Invalid=6 /-]
Literal question	Q18. Let's talk about your studies: Which is the last school year you attended?
Post-question	If q18 in 0, 1, 2, 3, 4, 5, 6, 7 => Go to the "Activity" module
Interviewer's instructions	- If EGO has no formal education: Encircle the code 00 below - If EGO has some formal education: Encircle the corresponding code

Value	Label	Cases	Percentage
0	None	1824	34.5%
1	Pre-school (nursery school)	10	0.2%
2	Pre-school	75	1.4%
3	First year primary	72	1.4%
4	2nd year primary	149	2.8%
5	3rd year primary	174	3.3%
6	4th year primary	139	2.6%
7	5th year primary	917	17.3%
8	1st year secondary	120	2.3%
9	2nd year secondary	113	2.1%
10	3rd year secondary	199	3.8%
11	4th year secondary	500	9.5%
12	1st year high school	170	3.2%
13	2nd year high school	149	2.8%
14	Final year high school	224	4.2%
15	1st year (DEUG1 or equivalent) / BTS1	43	0.8%
16	2nd year (DEUG2 or equivalent) / BTS2	110	2.1%
17	3rd year (BA or equivalent)	70	1.3%
18	4th year (MA or equivalent)	95	1.8%
19	5th year (DESS,DEA or equivalent)	68	1.3%
20	6th year (PhD studies)	68	1.3%
Sysmiss		6	

Warning: these figures indicate the number of cases found in the data file. They cannot be interpreted as summary statistics of the population of interest.

flag_age: Less than 25 years and more than 75 years

Information	[Type= discrete] [Format=numeric] [Range= 0-1] [Missing=*]
--------------------	--

File : sn_qb_children

flag_age: Less than 25 years and more than 75 years

Statistics [NW/ W] [Valid=5295 /-] [Invalid=0 /-]

Definition The migrant is younger than 25 or older than 75 at the time of the survey.

Notes These individuals have ages very close to the thresholds 25-75.

Value	Label	Cases	Percentage
0	No	5265	99.4%
1	Yes	30	0.6%

Warning: these figures indicate the number of cases found in the data file. They cannot be interpreted as summary statistics of the population of interest.

flag_arrival: First migration in Europe before 18

Information [Type= discrete] [Format=numeric] [Range= 0-1] [Missing=*]

Statistics [NW/ W] [Valid=2349 /-] [Invalid=2946 /-]

Definition The migrant (current or returnee) arrived in Europe the 1st time before 18.

Value	Label	Cases	Percentage
0	No	2315	98.6%
1	Yes	34	1.4%
System		2946	

Warning: these figures indicate the number of cases found in the data file. They cannot be interpreted as summary statistics of the population of interest.

flag_visitor: Resident in Europe but surveyed in Africa

Information [Type= discrete] [Format=numeric] [Range= 0-1] [Missing=*]

Statistics [NW/ W] [Valid=5295 /-] [Invalid=0 /-]

Definition The migrant was living in Europe at the time of the survey, but was surveyed in Africa during a visit.

Notes In these cases, id_country = country of residence in Europe (even though the questionnaire was filled in in Senegal)

Value	Label	Cases	Percentage
0	No	5287	99.8%
1	Yes	8	0.2%

Warning: these figures indicate the number of cases found in the data file. They cannot be interpreted as summary statistics of the population of interest.

weight_eur: Weighting normalized on the 3 european countries

Information [Type= continuous] [Format=numeric] [Range= 0.123741947114468-2.92577934265137] [Missing=*]

Statistics [NW/ W] [Valid=1439 /-] [Invalid=3856 /-]

Definition Use when working on the European countries pooled together (for example, the Senegalese population sampled in France, Italy and Spain). It should not be used if the analyses include individuals surveyed in Africa.

weight_all: Weighting normalized on the 4 countries

Information [Type= continuous] [Format=numeric] [Range= 0.043433666229248-7.21617412567139] [Missing=*]

Statistics [NW/ W] [Valid=5295 /-] [Invalid=0 /-]

Definition Use when working on all countries of the MAFE survey (for example, Senegalese population from Senegalese, French, Italian and Spanish samples).

weight_ctry: Weighting normalized by country

Information [Type= continuous] [Format=numeric] [Range= 0.054081816226244-5.26600313186646] [Missing=*]

Statistics [NW/ W] [Valid=5295 /-] [Invalid=0 /-]

Definition Use when working on a single country (for example, the Senegalese population sampled only in Senegal, or in any single European country).

File : sn_qb_house

ident: Biographic individual identifier

Information	[Type= discrete] [Format=character] [Missing=*]
Statistics [NW/ W]	[Valid=7124 /-] [Invalid=0 /-]
Definition	Individual identifiant = 1st letter of country + n° of questionnaire compost

id_country: Country of the survey

Information	[Type= discrete] [Format=character] [Missing=*]
Statistics [NW/ W]	[Valid=7124 /-] [Invalid=0 /-]
Definition	Country where the data was collected: - Es = Spain - Fr = France - It = Italy - Sn = Senegal

Value	Label	Cases	Percentage
Es		836	11.7%
Fr		1202	16.9%
It		796	11.2%
Sn		4290	60.2%

Warning: these figures indicate the number of cases found in the data file. They cannot be interpreted as summary statistics of the population of interest.

n_menage: ID of the HH

Information	[Type= continuous] [Format=numeric] [Range= 3-2011] [Missing=*]
Statistics [NW/ W]	[Valid=4651 /-] [Invalid=2473 /-]
Definition	Household ID Only available for Africa

n_indiv: ID of the individual in the HH

Information	[Type= continuous] [Format=numeric] [Range= 0-100] [Missing=*]
Statistics [NW/ W]	[Valid=4606 /-] [Invalid=2518 /-]
Definition	ID of each individual within her/his household Only available for Africa

num_dr: Constructed ID of the PSU

Information	[Type= discrete] [Format=character] [Missing=*]
Statistics [NW/ W]	[Valid=4305 /-] [Invalid=0 /-]
Definition	Survey area ID Only available for Africa

Value	Label	Cases	Percentage
01		29	0.7%
02		57	1.3%
03		65	1.5%
04		60	1.4%
05		82	1.9%
06		80	1.9%
07		75	1.7%
08		84	2.0%
09		99	2.3%
10		99	2.3%

File : sn_qb_house

num_dr: Constructed ID of the PSU

Value	Label	Cases	Percentage
11		55	1.3%
12		78	1.8%
13		120	2.8%
14		40	0.9%
15		70	1.6%
16		58	1.3%
17		64	1.5%
18		109	2.5%
19		56	1.3%
20		66	1.5%
21		86	2.0%
22		63	1.5%
23		96	2.2%
24		82	1.9%
25		112	2.6%
26		52	1.2%
27		64	1.5%
28		58	1.3%
29		72	1.7%
30		63	1.5%
31		95	2.2%
32		63	1.5%
33		67	1.6%
34		100	2.3%
35		53	1.2%
36		84	2.0%
37		100	2.3%
38		82	1.9%
39		42	1.0%
40		65	1.5%
41		111	2.6%
42		71	1.6%
43		75	1.7%
44		54	1.3%
45		58	1.3%
46		104	2.4%
47		58	1.3%
48		64	1.5%
49		50	1.2%
50		66	1.5%
51		88	2.0%
52		43	1.0%
53		57	1.3%

File : sn_qb_house

num_dr: Constructed ID of the PSU

Value	Label	Cases	Percentage
54		64	1.5%
55		60	1.4%
56		56	1.3%
57		46	1.1%
58		81	1.9%
59		94	2.2%
60		60	1.4%

Warning: these figures indicate the number of cases found in the data file. They cannot be interpreted as summary statistics of the population of interest.

strata_area: Strate of the CD defined by the population census

Information	[Type= discrete] [Format=numeric] [Range= 1-10] [Missing=*]
Statistics [NW/ W]	[Valid=4305 /-] [Invalid=2819 /-]
Definition	Migration prevalence in each survey area, defined using the 2002 Census Only available for Africa

Value	Label	Cases	Percentage
1		397	9.2%
2		390	9.1%
3		409	9.5%
4		486	11.3%
5		397	9.2%
6		412	9.6%
7		454	10.5%
8		415	9.6%
9		503	11.7%
10		442	10.3%
Sysmiss		2819	

Warning: these figures indicate the number of cases found in the data file. They cannot be interpreted as summary statistics of the population of interest.

strata_hh: HH with migrants

Information	[Type= discrete] [Format=numeric] [Range= 0-2] [Missing=*]
Statistics [NW/ W]	[Valid=4305 /-] [Invalid=2819 /-]
Definition	Stratification by household migrant status according to the screening survey Only available for Africa

Value	Label	Cases	Percentage
0	Non migrant HH	2850	66.2%
1	HH with returnee(s) or migrant(s) abroad	1455	33.8%
Sysmiss		2819	

Warning: these figures indicate the number of cases found in the data file. They cannot be interpreted as summary statistics of the population of interest.

strata_ind: Presence of migrant in the HH during the census

Information	[Type= discrete] [Format=numeric] [Range= 1-3] [Missing=*]
Statistics [NW/ W]	[Valid=4291 /-] [Invalid=2833 /-]
Definition	3 strata according to the individuals' migratory status Only available for Africa

File : sn_qb_house

strata_ind: Presence of migrant in the HH during the census

Value	Label	Cases	Percentage
1	Return migrant	941	21.9%
2	Partner of a migrant	347	8.1%
3	Other non migrant	3003	70.0%
Sysmiss		2833	

Warning: these figures indicate the number of cases found in the data file. They cannot be interpreted as summary statistics of the population of interest.

num_log: House number

Information [Type= discrete] [Format=numeric] [Range= 1-19] [Missing=*]

Statistics [NW/ W] [Valid=7124 /-] [Invalid=0 /-]

Value	Label	Cases	Percentage
1		1668	23.4%
2		1577	22.1%
3		1290	18.1%
4		916	12.9%
5		609	8.5%
6		382	5.4%
7		249	3.5%
8		167	2.3%
9		104	1.5%
10		63	0.9%
11		32	0.4%
12		20	0.3%
13		17	0.2%
14		11	0.2%
15		7	0.1%
16		4	0.1%
17		4	0.1%
18		3	0.0%
19		1	0.0%

Warning: these figures indicate the number of cases found in the data file. They cannot be interpreted as summary statistics of the population of interest.

q1: Sex

Information [Type= discrete] [Format=numeric] [Range= 1-9999] [Missing=*]

Statistics [NW/ W] [Valid=7124 /-] [Invalid=0 /-]

Pre-question PRESENTATION OF THE STUDY TO THE RESPONDENTS

Hello, my name is I am taking part in a study about migration between Senegal and various countries in Europe, and on links between people living in Senegal and their families and friends who live abroad. Before we start, I'd like to briefly present the study to you, and inform you about your rights. This study has been organised by the University of Dakar, and several European research organisms: the Institut national d'études démographiques (Paris, France), the University of Pompeu Fabra (Barcelone, Espagne), FIERI (Turin, Italie), in collaboration with ENDA Tiers-Monde.

WHY THIS STUDY? => Hand out the INFORMATION LEAFLET and present the study

* For a number of years, African migration has been a major issue of public debate - in politics and the media, both in Africa and in Europe. However, this debate is often not based on real evidence, but rather on opinions.
 * In fact, the scale and causes of Senegalese migration are not very well known. We also don't know the real impacts of migration on the living conditions of Senegalese families or on Senegal's national development.

File : sn_qb_house

q1: Sex

* In this study, which is organised by both Senegalese and European researchers, we would like to produce statistical data based on the real life experiences of Senegalese people. We hope that this data will help us to understand migration better, including its effects on Senegal.

* The findings will be used to contribute to public debates gathering citizens, researchers and political decision-makers. The finale goal of this study is to link both real life experiences and migratory and development policies.

HOW IS THIS GOING TO HAPPEN?

* To carry out this study, we will meet people with very different migration experiences: people who have always stayed in Senegal; people who've lived abroad but have come back to Senegal; and people who remain in Europe.

* Some information has already been collected in January and February 2008, on households living in Dakar, mainly about life conditions and the families' relationship with their migrants.

* Today, this questionnaire involves questions about you, your life. There are questions about the places you have lived since your childhood; about your occupations and family life; the trips you have made abroad; and so on. All these questions will allow us to look at the relationships between whether people migrate or not, and their economic and family circumstances.

* Since everyone's experiences are different, the duration of the interview varies - it should be between half an hour, and a maximum of two hours, depending on your individual life history.

RIGHTS AND CONFIDENTIALITY OF ANSWERS

* If a question makes you feel uneasy, you are not obliged to answer. You can stop the interview at any time.

* We guarantee that all the information you provide us with will be kept confidential. Your name and address are not recorded in the questionnaire. Nobody will be able to identify you from the information that you give me.

Before we start: do you have any questions?

INTRODUCTION

Literal question

Q1. The respondent is:

Post-question

To begin with, I would like to note the major events and periods of your life on this grid. We will begin at the time of your birth. Later we will look at these periods of life in some more detail.

Interviewer's instructions

STUDY IN FRANCE: Hand out the CNIL letter to the interviewee.

In compliance with the law "informatique et libertés" of January 6, 1978, you have a right to access and rectify information concerning yourself.

To exercise this right, you should apply by mail, before the first July 2008, at INED. As data are anonymous, the correction will only be possible on presentation of your interviewee number.

Value	Label	Cases	Percentage
1	Man	3717	52.2%
2	Woman	3407	47.8%

Warning: these figures indicate the number of cases found in the data file. They cannot be interpreted as summary statistics of the population of interest.

q1a: Year of birth

Information

[Type= discrete] [Format=numeric] [Range= 1932-9999] [Missing=*]

Statistics [NW/ W]

[Valid=7124 /-] [Invalid=0 /-]

Literal question

Q1A. To start with, and to help us to set a time scale, could you tell me in which year you were born (or your age)?
Year of birth

Interviewer's instructions

AGEVEN: Locate year of birth in the grid, note 0 in the columns titled "age", and fill in these columns by retracing the age till the current age of the respondent.

Value	Label	Cases	Percentage
1932		3	0.0%
1933		22	0.3%
1934		45	0.6%
1935		30	0.4%
1936		30	0.4%
1937		1	0.0%
1938		31	0.4%

File : sn_qb_house

q1a: Year of birth

Value	Label	Cases	Percentage
1939		39	0.5%
1940		59	0.8%
1941		34	0.5%
1942		29	0.4%
1943		62	0.9%
1944		29	0.4%
1945		53	0.7%
1946		64	0.9%
1947		101	1.4%
1948		73	1.0%
1949		73	1.0%
1950		106	1.5%
1951		100	1.4%
1952		109	1.5%
1953		138	1.9%
1954		122	1.7%
1955		135	1.9%
1956		111	1.6%
1957		135	1.9%
1958		202	2.8%
1959		150	2.1%
1960		241	3.4%
1961		149	2.1%
1962		203	2.8%
1963		226	3.2%
1964		163	2.3%
1965		192	2.7%
1966		201	2.8%
1967		223	3.1%
1968		284	4.0%
1969		165	2.3%
1970		278	3.9%
1971		235	3.3%
1972		333	4.7%
1973		239	3.4%
1974		226	3.2%
1975		195	2.7%
1976		159	2.2%
1977		232	3.3%
1978		179	2.5%
1979		176	2.5%
1980		208	2.9%
1981		176	2.5%

File : sn_qb_house

q1a: Year of birth

Value	Label	Cases	Percentage
1982		194	2.7%
1983		156	2.2%
1984		5	0.1%

Warning: these figures indicate the number of cases found in the data file. They cannot be interpreted as summary statistics of the population of interest.

age_survey: Age at survey

Information	[Type= continuous] [Format=numeric] [Range= 25-77] [Missing=*]
Statistics [NW/ W]	[Valid=7124 /-] [Invalid=0 /-] [Mean=43.833 /-] [StdDev=11.641 /-]
Literal question	Q1A. To start with, and to help us to set a time scale, could you tell me in which year you were born (or your age)? Age
Interviewer's instructions	AGEVEN: Locate year of birth in the grid, note 0 in the columns titled "age", and fill in these columns by retracing the age till the current age of the respondent.

q301d: Year of arrival in the house

Information	[Type= discrete] [Format=numeric] [Range= 1932-2147483624] [Missing=*]
Statistics [NW/ W]	[Valid=7124 /-] [Invalid=0 /-]
Pre-question	INTERVIEWER: In this module you have to fill in one column for EACH of the houses occupied by the respondent. Special case: If the respondent commutes between two different places of residence during a certain period of time: Fill in a column to describe each of the houses, place a curly bracket over the 2 columns and note the frequency of changeover (e.g. 7 months in France; 3 months in Senegal, or weekdays in boarding school; weekends at my Uncle's place).
Literal question	301D - 301F. Years of arrival in and departure from the house Year of arrival
Interviewer's instructions	see AGEVEN If ongoing: cross out the end year

Value	Label	Cases	Percentage
1932		1	0.0%
1933		4	0.1%
1934		6	0.1%
1935		6	0.1%
1936		7	0.1%
1937		1	0.0%
1938		5	0.1%
1939		7	0.1%
1940		8	0.1%
1941		6	0.1%
1942		8	0.1%
1943		15	0.2%
1944		8	0.1%
1945		11	0.2%
1946		15	0.2%
1947		20	0.3%
1948		17	0.2%
1949		18	0.3%
1950		28	0.4%
1951		21	0.3%
1952		26	0.4%

File : sn_qb_house

q301d: Year of arrival in the house

Value	Label	Cases	Percentage
1953		35	0.5%
1954		32	0.4%
1955		45	0.6%
1956		40	0.6%
1957		39	0.5%
1958		59	0.8%
1959		51	0.7%
1960		71	1.0%
1961		51	0.7%
1962		72	1.0%
1963		77	1.1%
1964		76	1.1%
1965		82	1.2%
1966		89	1.2%
1967		86	1.2%
1968		101	1.4%
1969		88	1.2%
1970		111	1.6%
1971		106	1.5%
1972		143	2.0%
1973		126	1.8%
1974		138	1.9%
1975		120	1.7%
1976		136	1.9%
1977		144	2.0%
1978		142	2.0%
1979		142	2.0%
1980		172	2.4%
1981		166	2.3%
1982		179	2.5%
1983		176	2.5%
1984		129	1.8%
1985		131	1.8%
1986		126	1.8%
1987		130	1.8%
1988		129	1.8%
1989		122	1.7%
1990		167	2.3%
1991		137	1.9%
1992		136	1.9%
1993		147	2.1%
1994		130	1.8%
1995		137	1.9%

File : sn_qb_house

q301d: Year of arrival in the house

Value	Label	Cases	Percentage
1996		141	2.0%
1997		161	2.3%
1998		176	2.5%
1999		177	2.5%
2000		256	3.6%
2001		180	2.5%
2002		202	2.8%
2003		169	2.4%
2004		180	2.5%
2005		166	2.3%
2006		166	2.3%
2007		158	2.2%
2008		38	0.5%

Warning: these figures indicate the number of cases found in the data file. They cannot be interpreted as summary statistics of the population of interest.

q301f: Year of departure from the house

Information	[Type= discrete] [Format=numeric] [Range= 1933-2147483624] [Missing=*]
Statistics [NW/ W]	[Valid=5456 /-] [Invalid=1668 /-]
Pre-question	INTERVIEWER: In this module you have to fill in one column for EACH of the houses occupied by the respondent. Special case: If the respondent commutes between two different places of residence during a certain period of time: Fill in a column to describe each of the houses, place a curly bracket over the 2 columns and note the frequency of changeover (e.g. 7 months in France; 3 months in Senegal, or weekdays in boarding school; weekends at my Uncle's place).
Literal question	301D - 301F. Years of arrival in and departure from the house Year of departure
Interviewer's instructions	see AGEVEN If ongoing: cross out the end year

Value	Label	Cases	Percentage
1933		1	0.0%
1936		2	0.0%
1939		1	0.0%
1941		1	0.0%
1942		1	0.0%
1943		2	0.0%
1944		2	0.0%
1945		1	0.0%
1946		5	0.1%
1947		4	0.1%
1948		4	0.1%
1949		3	0.1%
1950		12	0.2%
1951		4	0.1%
1952		10	0.2%
1953		10	0.2%
1954		8	0.1%
1955		18	0.3%

File : sn_qb_house

q301f: Year of departure from the house

Value	Label	Cases	Percentage
1956		19	0.3%
1957		15	0.3%
1958		22	0.4%
1959		22	0.4%
1960		24	0.4%
1961		20	0.4%
1962		28	0.5%
1963		26	0.5%
1964		39	0.7%
1965		39	0.7%
1966		43	0.8%
1967		39	0.7%
1968		41	0.8%
1969		46	0.8%
1970		47	0.9%
1971		48	0.9%
1972		60	1.1%
1973		60	1.1%
1974		78	1.4%
1975		71	1.3%
1976		90	1.6%
1977		76	1.4%
1978		85	1.6%
1979		87	1.6%
1980		109	2.0%
1981		112	2.1%
1982		113	2.1%
1983		119	2.2%
1984		127	2.3%
1985		131	2.4%
1986		126	2.3%
1987		130	2.4%
1988		129	2.4%
1989		122	2.2%
1990		167	3.1%
1991		137	2.5%
1992		136	2.5%
1993		147	2.7%
1994		130	2.4%
1995		137	2.5%
1996		141	2.6%
1997		161	3.0%
1998		176	3.2%

File : sn_qb_house

q301f: Year of departure from the house

Value	Label	Cases	Percentage
1999		177	3.2%
2000		256	4.7%
2001		180	3.3%
2002		202	3.7%
2003		169	3.1%
2004		180	3.3%
2005		166	3.0%
2006		166	3.0%
2007		158	2.9%
2008		38	0.7%
Sysmiss		1668	

Warning: these figures indicate the number of cases found in the data file. They cannot be interpreted as summary statistics of the population of interest.

q302: Country

Information	[Type= discrete] [Format=numeric] [Range= 96000-2147483624] [Missing=*]
Statistics [NW/ W]	[Valid=7122 /-] [Invalid=2 /-]
Literal question	302. Name of the COUNTRY
Interviewer's instructions	see AGEVEN

Value	Label	Cases	Percentage
96000	FRANCE	727	10.2%
99109	GERMANY	7	0.1%
99110	AUSTRIA	1	0.0%
99112	HUNGARY	1	0.0%
99121	SERBIA AND MONTENEGRO	1	0.0%
99127	ITALY	451	6.3%
99131	BELGIUM	4	0.1%
99132	UNITED KINGDOM	4	0.1%
99134	SPAIN	411	5.8%
99135	NETHERLANDS	2	0.0%
99138	MONACO	1	0.0%
99139	PORTUGAL	3	0.0%
99140	SWITZERLAND	2	0.0%
99201	SAUDI ARABIA	4	0.1%
99205	LEBANON	1	0.0%
99208	TURKEY	1	0.0%
99217	JAPAN	1	0.0%
99231	INDONESIA	1	0.0%
99301	EGYPT	1	0.0%
99302	LIBERIA	1	0.0%
99304	GAMBIA	25	0.4%
99312	CONGO (DEMOCRATIC REPUBLIC)	1	0.0%
99316	LIBYA	1	0.0%
99322	CAMEROON	7	0.1%

File : sn_qb_house

q302: Country

Value	Label	Cases	Percentage
99323	CENTRAL AFRICAN REPUBLIC	3	0.0%
99324	CONGO	2	0.0%
99326	COTE DIVOIRE	49	0.7%
99328	GABON	29	0.4%
99329	GHANA	2	0.0%
99330	GUINEA	9	0.1%
99331	BURKINA FASO	7	0.1%
99333	MADAGASCAR	1	0.0%
99335	MALI	30	0.4%
99336	MAURITANIA	62	0.9%
99337	NIGER	2	0.0%
99338	NIGERIA	1	0.0%
99341	SENEGAL	5214	73.2%
99343	SUDAN	1	0.0%
99344	CHAD	2	0.0%
99350	MOROCCO	13	0.2%
99351	TUNISIA	7	0.1%
99352	ALGERIA	4	0.1%
99392	GUINEA BISSAU	14	0.2%
99396	CAPE VERDE	1	0.0%
99399	DJIBOUTI	1	0.0%
99404	UNITED STATES	8	0.1%
99428	GUYANA	1	0.0%
Sysmiss		2	

Warning: these figures indicate the number of cases found in the data file. They cannot be interpreted as summary statistics of the population of interest.

q303: Name of the town/village

Information	[Type= discrete] [Format=character] [Missing=*/b/.c]
Statistics [NW/ W]	[Valid=5767 /-] [Invalid=1357 /-]
Literal question	303. You lived then in "name of the TOWN or VILLAGE"
Post-question	FILTER: If SENEGAL => 304 If FRANCE, SPAIN or ITALY => 306 If ANOTHER COUNTRY => 307
Interviewer's instructions	see AGEVEN - in CAPITAL letters

Value	Label	Cases	Percentage
Abidjan		6	0.1%
Acra		1	0.0%
Adabere		2	0.0%
Adeane		1	0.0%
Agnam Goly		1	0.0%
Agnam Tonguel		1	0.0%
Agrigento		1	0.0%
Aix En Provence		8	0.1%
Albacete		1	0.0%

File : sn_qb_house

q303: Name of the town/village

Value	Label	Cases	Percentage
Albadar		1	0.0%
Albi		2	0.0%
Alboraya		2	0.0%
Alcorcon		7	0.1%
Alcudia		8	0.1%
Aldaia		1	0.0%
Alicante		9	0.2%
Almeria		22	0.4%
Altopascio		1	0.0%
Alzira		1	0.0%
Amiens		1	0.0%
Amposta		1	0.0%
Amsterdam		2	0.0%
Anaba		1	0.0%
Anambe		1	0.0%
Andrezieux		1	0.0%
Antony		3	0.1%
Arafat 3		1	0.0%
Arbucies		2	0.0%
Arcueil		2	0.0%
Arezzo		3	0.1%
Arezzo San Giovanni		1	0.0%
Argenteuil		3	0.1%
Aroundou		1	0.0%
Arpajon		3	0.1%
Arrecife		6	0.1%
Asnieres (Eures)		9	0.2%
Asnieres Sur Seine		14	0.2%
Aspe		1	0.0%
Athis Mons		7	0.1%
Aubagne		1	0.0%
Aubervilliers		5	0.1%
Aulnay Sous Bois		3	0.1%
Autre		1	0.0%
Avignon		1	0.0%
Badoudou		1	0.0%
Baghagha		2	0.0%
Bagneux		1	0.0%
Bagnolet		3	0.1%
Bagnu		1	0.0%
Bakel		6	0.1%

File : sn_qb_house

q303: Name of the town/village

Value	Label	Cases	Percentage
Bamako		3	0.1%
Bambey		1	0.0%
Bambilor		4	0.1%
Bangui		1	0.0%
Banjull		1	0.0%
Baralou		1	0.0%
Barcelona		13	0.2%
Bargny		35	0.6%
Bari		2	0.0%
Basilicata		1	0.0%
Bastia		2	0.0%
Batara		1	0.0%
Bayamba		2	0.0%
Bayreuth		1	0.0%
Belengam		1	0.0%
Belgrad		1	0.0%
Bembou		1	0.0%
Bergamo		10	0.2%
Bertinoro		1	0.0%
Bezons		1	0.0%
Bignona		6	0.1%
Bilbao		1	0.0%
Biscuiterie		1	0.0%
Blanc Mesnil		4	0.1%
Blanes		2	0.0%
Boba Manding		1	0.0%
Bobigny		1	0.0%
Bodi		1	0.0%
Boffa		1	0.0%
Bois Colombes		3	0.1%
Bokidiawe Sarakhole		1	0.0%
Bologna		1	0.0%
Bolzano		1	0.0%
Bondy		1	0.0%
Bordeaux		6	0.1%
Bouakhe		2	0.0%
Boucotte		1	0.0%
Boudhiemar Mandingue		1	0.0%
Boulogne Billancourt		6	0.1%
Boumouda		2	0.0%
Boukiling-Ser		1	0.0%

File : sn_qb_house

q303: Name of the town/village

Value	Label	Cases	Percentage
Bourges		1	0.0%
Bourget		1	0.0%
Bovezzo		3	0.1%
Breda		1	0.0%
Brescia		37	0.6%
Brunoy		1	0.0%
Bruxelles		1	0.0%
Budapest		1	0.0%
Buluny		1	0.0%
Burmingham		1	0.0%
Cabiate		1	0.0%
Caen		1	0.0%
Calais		1	0.0%
Calella		1	0.0%
Calp		3	0.1%
Calvi		1	0.0%
Calvia		8	0.1%
Camberene		6	0.1%
Cambrils		2	0.0%
Campi Bisenzio		8	0.1%
Carboneras		1	0.0%
Carmignano		1	0.0%
Carrefour		1	0.0%
Caserta		7	0.1%
Castelnaudary		1	0.0%
Castelvoturno		4	0.1%
Catania		1	0.0%
Cervia		5	0.1%
Cesena		3	0.1%
Champigny Sur Marne		2	0.0%
Chantilly		1	0.0%
Charri		1	0.0%
Chatenay Malabry		2	0.0%
Chennevieres Sur Marne		2	0.0%
Chesnay		1	0.0%
Chicago		1	0.0%
Chieti		1	0.0%
Chilly Mazarin		1	0.0%
Chilly-Mazarin (91)		2	0.0%
Choisy Le Roi		2	0.0%

File : sn_qb_house

q303: Name of the town/village

Value	Label	Cases	Percentage
Cinisello Balsamo		1	0.0%
Cisano Bergamasco		1	0.0%
Cite Asecna		1	0.0%
Cite Universitaire		1	0.0%
Clichy La Garenne		2	0.0%
Clichy Sous Bois		1	0.0%
Cognieres		1	0.0%
Cologno Monzese		1	0.0%
Colombes		5	0.1%
Como		1	0.0%
Compiegne		1	0.0%
Conakry		1	0.0%
Corbeil Essonnes		3	0.1%
Cornella De Llobregat		9	0.2%
Courbevoie		4	0.1%
Creil		4	0.1%
Creteil		3	0.1%
Cullera		3	0.1%
Da		2	0.0%
Dabia Odeji		1	0.0%
Dabo		1	0.0%
Dagana		8	0.1%
Dakar		2121	36.8%
Dakar Bopp		1	0.0%
Dakar Km16		1	0.0%
Dalakoto		1	0.0%
Dalifort		12	0.2%
Darou Khoudos		1	0.0%
Darou Mousty		2	0.0%
Darou Ndiaye		1	0.0%
Dax		2	0.0%
Deny Biram Ndao		1	0.0%
Desio		1	0.0%
Deuil La Barre		3	0.1%
Diaba		1	0.0%
Diabougou Khadry		1	0.0%
Diacksao		1	0.0%

File : sn_qb_house

q303: Name of the town/village

Value	Label	Cases	Percentage
Diagnon		1	0.0%
Diakanor		1	0.0%
Diakhad		1	0.0%
Dial Pecheur		1	0.0%
Dialo Konda		1	0.0%
Diamaguene		2	0.0%
Diamaguene Sicap Mbao		3	0.1%
Diao Ba		1	0.0%
Diatacounda		1	0.0%
Dieupeul / Derkle		5	0.1%
Dioffior		1	0.0%
Diola		1	0.0%
Dioudediabe		1	0.0%
Diourbel		15	0.3%
Djibouti		1	0.0%
Djida Thiaroye Kao		1	0.0%
Dodele		1	0.0%
Dole		1	0.0%
Dunkerque		1	0.0%
El Verger		1	0.0%
Elche/Elx		1	0.0%
Enghien Les Bains		1	0.0%
Epinay Sur Orge		1	0.0%
Epinay Sur Seine		1	0.0%
Esson		1	0.0%
Etampes		1	0.0%
Evry (Essonne)		3	0.1%
Evry (Yonne)		1	0.0%
Eybens		1	0.0%
Fadionte		1	0.0%
Faenza		9	0.2%
Fann / Point E / Amitie		5	0.1%
Fano		1	0.0%
Fass / Colobane / Gueule Tapee		9	0.2%
Fassada		2	0.0%
Fatick		8	0.1%
Fez		1	0.0%
Figeac		1	0.0%
Figueres		2	0.0%

File : sn_qb_house

q303: Name of the town/village

Value	Label	Cases	Percentage
Firenze		26	0.5%
Florenca		1	0.0%
Foggia		1	0.0%
Fontainebleau		1	0.0%
Forli		2	0.0%
Fototoro		1	0.0%
Franceville		2	0.0%
Frejus		1	0.0%
Freneuse		1	0.0%
Fresnes		2	0.0%
Fuerteventura		9	0.2%
Gagny		2	0.0%
Gaillon		1	0.0%
Gamadji Sarre		1	0.0%
Gandia		2	0.0%
Gaol		2	0.0%
Garges Les Gonesse		1	0.0%
Ge		1	0.0%
Genes		2	0.0%
Gennevilliers		7	0.1%
Genova		4	0.1%
Getafe		1	0.0%
Girona		4	0.1%
Golf Nord		4	0.1%
Golf Sud		2	0.0%
Golmi		1	0.0%
Gorom I		1	0.0%
Gossas		3	0.1%
Goudomp		3	0.1%
Goussainville		1	0.0%
Granada		1	0.0%
Grand Dakar		11	0.2%
Grand Yoff		7	0.1%
Granollers		16	0.3%
Grenoble		14	0.2%
Grigny		3	0.1%
Grosseto		1	0.0%
Guardamar Del Segura		1	0.0%
Guediawaye		141	2.4%
Gueule Tapee		1	0.0%
Guinaw Rail Nord		12	0.2%

File : sn_qb_house

q303: Name of the town/village

Value	Label	Cases	Percentage
Guinguineo		3	0.1%
H.L.M		5	0.1%
Hambourg		1	0.0%
Hann / Bel Air		7	0.1%
Havre		2	0.0%
Hay Les Roses		2	0.0%
Houilles		1	0.0%
Hyeres		6	0.1%
Ibiza		2	0.0%
Icotaf		1	0.0%
Idegajag		1	0.0%
Ile De Goree		1	0.0%
Inca		3	0.1%
Ingenio		4	0.1%
Ischia		1	0.0%
Issy Les Moulineaux		2	0.0%
Istanbul		1	0.0%
Ivry Sur Seine		3	0.1%
Joal Fadiout		1	0.0%
Joal Fadiouth		2	0.0%
Joinville Le Pont		1	0.0%
Kabendou		1	0.0%
Kabiline I		1	0.0%
Kabrousse Kadiakaye		1	0.0%
Kadiore		1	0.0%
Kaedi		1	0.0%
Kaffrine		2	0.0%
Kanel		2	0.0%
Kanen Diogu		1	0.0%
Kanya		2	0.0%
Kaolack		30	0.5%
Kasamasa		1	0.0%
Kaune		1	0.0%
Kaye		1	0.0%
Kebemer		11	0.2%
Kedougou		3	0.1%
Kenya		4	0.1%
Keur Massar		14	0.2%
Keur Mor Sarr		1	0.0%
Khombole		1	0.0%
Kidira		1	0.0%
Kolaan		1	0.0%

File : sn_qb_house

q303: Name of the town/village

Value	Label	Cases	Percentage
Kolda		8	0.1%
Korofiwa		1	0.0%
Korogo		1	0.0%
Kothairie		2	0.0%
Koungani		2	0.0%
Kourou		2	0.0%
Krevane		1	0.0%
Kuimbey		1	0.0%
La Garriga		1	0.0%
La Mojonera		1	0.0%
La Oliva		3	0.1%
La Talaudiere		1	0.0%
Lagarde		1	0.0%
Lagny		1	0.0%
Lannion		1	0.0%
Lansar		1	0.0%
Lanzarote		12	0.2%
Las Palmas De Gran Canaria		27	0.5%
Lecce		1	0.0%
Lecco		10	0.2%
Les Franqueses Del Valles		2	0.0%
Les Mureaux		2	0.0%
Levallois Perret		4	0.1%
Libreville		3	0.1%
Liegi		1	0.0%
Lieusaint		2	0.0%
Lilas		2	0.0%
Linguere		2	0.0%
Livorno		11	0.2%
Livry Gargan		1	0.0%
Lleida		16	0.3%
Llucmajor		1	0.0%
Lodi		1	0.0%
Londres		2	0.0%
Losso		1	0.0%
Louga		41	0.7%
Louville La Chenard		1	0.0%
Lucca		3	0.1%
Lumezzane		14	0.2%
Lyon		20	0.3%
Madarcos		1	0.0%

File : sn_qb_house

q303: Name of the town/village

Value	Label	Cases	Percentage
Madi		1	0.0%
Madina Aly		1	0.0%
Madina Diakha		1	0.0%
Madrid		26	0.5%
Magnba		1	0.0%
Maison Lafitte		1	0.0%
Malaga		2	0.0%
Malakoff		1	0.0%
Malika		3	0.1%
Mallorca		4	0.1%
Mandegane		1	0.0%
Mantes La Jolie		5	0.1%
Mar Lothie		1	0.0%
Marly Le Roy		1	0.0%
Marseille		56	1.0%
Martin Sucura		1	0.0%
Massa Lombarda		1	0.0%
Massy		1	0.0%
Matam		11	0.2%
Mataro		10	0.2%
Maurepas		1	0.0%
Mbacke		8	0.1%
Mbao		3	0.1%
Mbar		1	0.0%
Mbaro		1	0.0%
Mboro		2	0.0%
Mbour		29	0.5%
Meaux		1	0.0%
Meckhe		3	0.1%
Medina		12	0.2%
Medina Bundifa		1	0.0%
Medina Gounass		7	0.1%
Medina Sanci		1	0.0%
Medina Yero		2	0.0%
Melakh		1	0.0%
Melun		4	0.1%
Merina		1	0.0%
Mermoz Sacre Coeur		3	0.1%
Mery Sur Oise		1	0.0%
Metz		2	0.0%
Meudon		1	0.0%
Meulan		1	0.0%
Milano		76	1.3%

File : sn_qb_house

q303: Name of the town/village

Value	Label	Cases	Percentage
Mislata		1	0.0%
Misora		1	0.0%
Moanda		2	0.0%
Mojonera		1	0.0%
Mollerussa		2	0.0%
Monaco		3	0.1%
Montauban		1	0.0%
Montecarlo		1	0.0%
Montevarchi		4	0.1%
Montfermeil		1	0.0%
Montpellier		1	0.0%
Montreuil		8	0.1%
Montreuil (Eure Et Loire)		2	0.0%
Montrouge		1	0.0%
Monza		1	0.0%
Morsang Sur Orge		1	0.0%
Mostoles		10	0.2%
Mouderi		1	0.0%
Moulins		1	0.0%
Mulhouse		1	0.0%
Murcia		10	0.2%
Mureaux		1	0.0%
Namanieque		1	0.0%
Nancy		3	0.1%
Nanterre		8	0.1%
Napoles		2	0.0%
Napoli		38	0.7%
Nave		2	0.0%
Ndagane		1	0.0%
Ndande		1	0.0%
Ndiagne		1	0.0%
Ndiakhirat Ndiobene (Noflaye)		2	0.0%
Ndiareme		7	0.1%
Ndiarguene		1	0.0%
Ndioum		1	0.0%
Ndouloumadji Dembe		1	0.0%
Ndrame Escale		2	0.0%
Neuilly Sur Seine		2	0.0%
Ngarigne		2	0.0%

File : sn_qb_house

q303: Name of the town/village

Value	Label	Cases	Percentage
Ngor		2	0.0%
Nguekhokh		1	0.0%
Niafor		1	0.0%
Niaga		1	0.0%
Niaguis		2	0.0%
Niakhene		1	0.0%
Niangana		1	0.0%
Niary Tally		4	0.1%
Nice		1	0.0%
Nimes		3	0.1%
Nimsat3		1	0.0%
Nogent Le Rotrou		1	0.0%
Nogent Sur Oise		1	0.0%
Noisiel		1	0.0%
Noisy Le Grand		4	0.1%
Nouadibou		1	0.0%
Nouakchott		5	0.1%
Obeidou		1	0.0%
Olbia		1	0.0%
Olot		1	0.0%
Ouagadougou		1	0.0%
Ouakam		4	0.1%
Oubgydou		1	0.0%
Ouromollo		1	0.0%
Oourossogui		2	0.0%
Oussouye		3	0.1%
Ozoire La Ferriere		1	0.0%
Pajara		2	0.0%
Palafrugell		1	0.0%
Palermo		2	0.0%
Pallo		1	0.0%
Palma De Mallorca		16	0.3%
Palmarin		1	0.0%
Pantin		6	0.1%
Papagine		2	0.0%
Papeete		1	0.0%
Parcelles Assainies		41	0.7%
Paris		199	3.5%
Parla		3	0.1%
Patte D'Oie		3	0.1%
Perigueux		1	0.0%

File : sn_qb_house

q303: Name of the town/village

Value	Label	Cases	Percentage
Perpignan		2	0.0%
Perreux Sur Marne		2	0.0%
Pesaro		1	0.0%
Pescara		3	0.1%
Pierrefitte		1	0.0%
Pietrasanta		1	0.0%
Pikine		334	5.8%
Pikine Est		20	0.3%
Pikine Ouest		132	2.3%
Pikine Sud		6	0.1%
Pineda De Mar		7	0.1%
Pisa		9	0.2%
Pistoia		1	0.0%
Plateau		9	0.2%
Plessis Trevis		1	0.0%
Podor		4	0.1%
Poggio Berni		1	0.0%
Poissy		2	0.0%
Polop		1	0.0%
Pontault Combault		1	0.0%
Pontedera		2	0.0%
Pontoise		1	0.0%
Port Gentil		2	0.0%
Pouye		1	0.0%
Praia		1	0.0%
Prato		5	0.1%
Precara		1	0.0%
Prescia		1	0.0%
Provins		1	0.0%
Puerto Del Rosario		2	0.0%
Rabat		1	0.0%
Ravenna		32	0.6%
Reggio Calabria		1	0.0%
Reggio Emilia		2	0.0%
Reims		2	0.0%
Reus		1	0.0%
Rho		7	0.1%
Richard Toll		1	0.0%
Rieti		1	0.0%
Rimini		16	0.3%
Ritte Diaw		1	0.0%

File : sn_qb_house

q303: Name of the town/village

Value	Label	Cases	Percentage
Riviera Del Garda		1	0.0%
Roanne		1	0.0%
Robinson		1	0.0%
Roma		8	0.1%
Romainville		1	0.0%
Roquetas De Mar		22	0.4%
Rouen		3	0.1%
Rubi		12	0.2%
Rufisque		88	1.5%
Rufisque Centre (Nord)		34	0.6%
Rufisque Est		61	1.1%
Rufisque Ouest		126	2.2%
Rusfique		1	0.0%
Rusitique		1	0.0%
Russi		1	0.0%
S.Croce		1	0.0%
Sadio Escale		1	0.0%
Sagatta		1	0.0%
Saint Briec		1	0.0%
Saint Chamond		1	0.0%
Saint Cloud		2	0.0%
Saint Denis		8	0.1%
Saint Dizier		1	0.0%
Saint Etienne		18	0.3%
Saint Gratien		2	0.0%
Saint Louis		63	1.1%
Saint Michel Sur Orge		2	0.0%
Saint Ouen		3	0.1%
Saint Priest		1	0.0%
Saint Quentin En Yvelines		1	0.0%
Sainte Genevieve Des Bois		1	0.0%
Sakal		1	0.0%
Salinas		1	0.0%
Salou		14	0.2%
Salt		2	0.0%
Sam Notaire		4	0.1%
Samine		1	0.0%
Sangalkam		2	0.0%
Sanine		1	0.0%

File : sn_qb_house

q303: Name of the town/village

Value	Label	Cases	Percentage
Santa Cristina D Aro		2	0.0%
Santa Cruz De Tenerife		1	0.0%
Santa Lucia De Tirajana		8	0.1%
Santa Maria De Palautordera		2	0.0%
Santa Pola		1	0.0%
Santarcangelo Di Romagna		3	0.1%
Sanyalo		2	0.0%
Sarasayo		1	0.0%
Sarcelles		10	0.2%
Saredon		1	0.0%
Saremamdou		2	0.0%
Sareman Sabe		1	0.0%
Sarezzo		2	0.0%
Sarnico		1	0.0%
Savignano		1	0.0%
Savigny Sur Orge		9	0.2%
Sebi Pnti		1	0.0%
Sebikotane		37	0.6%
Sebiponty		1	0.0%
Sedhiou		6	0.1%
Segou		2	0.0%
Seregno		1	0.0%
Sevilla		1	0.0%
Sevran		1	0.0%
Seyne Sur Mer		2	0.0%
Sibicouroto I		1	0.0%
Sicap		1	0.0%
Sicap Liberte		11	0.2%
Siena		2	0.0%
Silajou		1	0.0%
Sindian		1	0.0%
Sinthiou Seidou Doro		1	0.0%
Siviglia		1	0.0%
Six Fours Les Plages		1	0.0%
Sobeme		1	0.0%
Sofane		1	0.0%
Sokone		1	0.0%
Solemata		2	0.0%

File : sn_qb_house

q303: Name of the town/village

Value	Label	Cases	Percentage
Souboude		1	0.0%
Souda		2	0.0%
Souture		1	0.0%
Survilliers Fosse		1	0.0%
Taiba		1	0.0%
Taiba Momath		1	0.0%
Talentgaye		1	0.0%
Taly Bou Mac		1	0.0%
Tamba		7	0.1%
Tambacounda		8	0.1%
Tambakouda		1	0.0%
Tambala		1	0.0%
Tarbes		1	0.0%
Tataguine		1	0.0%
Taverny		1	0.0%
Teguisse		4	0.1%
Tenerife		2	0.0%
Terrassa		6	0.1%
Tesa		1	0.0%
Tessekere		1	0.0%
Thiar		1	0.0%
Thiarane-Sarr		1	0.0%
Thiaroye/Mer		75	1.3%
Thiathoy/ Diourbel		1	0.0%
Thiemping		1	0.0%
Thies		65	1.1%
Thilogne		3	0.1%
Tilene		4	0.1%
Tiofak		1	0.0%
Tivaouane		1	0.0%
Tobou		1	0.0%
Tokyo		1	0.0%
Torcy		1	0.0%
Torino		2	0.0%
Torrejon De Ardoz		9	0.2%
Torrevieja		3	0.1%
Touba		18	0.3%
Touba Kane (Ndiopane Ouol)		1	0.0%
Touba Ndiaye		2	0.0%
Toubacouta		1	0.0%
Toulon		3	0.1%

File : sn_qb_house

q303: Name of the town/village

Value	Label	Cases	Percentage
Toulouse		6	0.1%
Tour		1	0.0%
Tournan		1	0.0%
Tours		1	0.0%
Trappes		2	0.0%
Trento		1	0.0%
Ulis		2	0.0%
Valencia		20	0.3%
Valenton		1	0.0%
Valladolid		1	0.0%
Valludriera		1	0.0%
Vareze		1	0.0%
Veaux En Velin		2	0.0%
Velingara		2	0.0%
Venissieux		2	0.0%
Verona		1	0.0%
Versailles		2	0.0%
Viareggio		2	0.0%
Vicar		2	0.0%
Vicchio		2	0.0%
Vicenza		3	0.1%
Vigneux Sur Seine		3	0.1%
Vilaseca		4	0.1%
Villa Carcina		2	0.0%
Villa Verucchio		1	0.0%
Villaroso		1	0.0%
Villebon Sur Yvette		1	0.0%
Villejuif		2	0.0%
Villeneuve Dascq		1	0.0%
Villeneuve La Garenne		1	0.0%
Villeneuve Saint Georges		3	0.1%
Villeurbanne		1	0.0%
Villier Le Bell		1	0.0%
Vincennes		1	0.0%
Viterbo		1	0.0%
Vitry Sur Seine		4	0.1%
Vobarno		1	0.0%
Wakhinane		2	0.0%
Wakilare Kayel		1	0.0%
Xilon		1	0.0%

File : sn_qb_house

q303: Name of the town/village

Value	Label	Cases	Percentage
Yafera		2	0.0%
Yamatogne		1	0.0%
Yamoussoukro		1	0.0%
Yarakh		1	0.0%
Yembal		3	0.1%
Yeme		1	0.0%
Yene		3	0.1%
Yene Guedji		1	0.0%
Yenedou		2	0.0%
Yerres		1	0.0%
Yeumbeul		12	0.2%
Yeumbeul Nord		20	0.3%
Yeumbeul Sud		10	0.2%
Yoff		16	0.3%
Yolol		2	0.0%
Zaragoza		11	0.2%
Ziguinchor		24	0.4%
.b		1349	
.c		8	

Warning: these figures indicate the number of cases found in the data file. They cannot be interpreted as summary statistics of the population of interest.

q304: District of the town/village

Information	[Type= discrete] [Format=numeric] [Range= 101-2147483624] [Missing=*]
Statistics [NW/ W]	[Valid=5203 /-] [Invalid=1921 /-]
Universe	If q303 in SENEGAL
Literal question	304. In which district is this town/village located?
Post-question	FILTER: If District = 0101, 0102, 0103 or 0104 (Dakar) => 305 Otherwise => 307
Interviewer's instructions	see Codes of Districts

Value	Label	Cases	Percentage
101	Dpt de DAKAR	2142	41.2%
102	Dpt de GUEDEAWAY	199	3.8%
103	Dpt de PIKINE	784	15.1%
104	Dpt de RUFISQUE	411	7.9%
201	Dpt de BAMBAY	34	0.7%
202	Dpt de DIOURBEL	66	1.3%
203	Dpt de MBACKE	54	1.0%
301	Dpt de FATICK	56	1.1%
302	Dpt de FOUNDIIOUGNE	27	0.5%
303	Dpt de GOSSA	23	0.4%
401	Dpt de KAFRINE	32	0.6%
402	Dpt de KAOLACK	131	2.5%
403	Dpt de NIORO DU RIP	11	0.2%

File : sn_qb_house

q304: District of the town/village

Value	Label	Cases	Percentage
501	Dpt de KOLDA	50	1.0%
502	Dpt de SEDHIOU	41	0.8%
503	Dpt de VELINGARA	17	0.3%
601	Dpt de KEBEMER	33	0.6%
602	Dpt de LINGUERE	24	0.5%
603	Dpt de LOUGA	88	1.7%
701	Dpt de KANEL	13	0.2%
702	Dpt de MATAM	62	1.2%
703	Dpt de RANEROU-FERLO	0	
801	Dpt de DAGANA	32	0.6%
802	Dpt de PODOR	58	1.1%
803	Dpt de SAINT-LOUIS	136	2.6%
901	Dpt de BAKEL	38	0.7%
902	Dpt de KEDOUGOU	9	0.2%
903	Dpt de TAMBACOUNDA	67	1.3%
1001	Dpt de MBOUR	108	2.1%
1002	Dpt de THIES	206	4.0%
1003	Dpt de TIVAOUANE	45	0.9%
1101	Dpt de BIGNONA	68	1.3%
1102	Dpt de OUSSOUYE	15	0.3%
1103	Dpt de ZIGUINCHOR	123	2.4%
Sysmiss		1921	

Warning: these figures indicate the number of cases found in the data file. They cannot be interpreted as summary statistics of the population of interest.

q305: In which neighbourhood did you live

Information	[Type= discrete] [Format=character] [Missing=*/,.b/.c]
Statistics [NW/ W]	[Valid=3467 /-] [Invalid=3657 /-]
Universe	If q303 in SENEGAL If q304 in 101, 102, 103 or 104 (Dakar)
Literal question	305. In which neighbourhood did you live?
Post-question	=> 307
Interviewer's instructions	In CAPITAL letters

Value	Label	Cases	Percentage
Ablaye Ndiaye		1	0.0%
Abou Diop		5	0.1%
Affas		1	0.0%
Ainou Mane		1	0.0%
Ainoumady		1	0.0%
Ainoumane De Guediawaye		1	0.0%
Al Pular		1	0.0%
Aliou Diallo		1	0.0%
Alioune Dia		1	0.0%

File : sn_qb_house

q305: In which neighbourhood did you live

Value	Label	Cases	Percentage
AlleE Des Centenaires		1	0.0%
Almadies		1	0.0%
Alpha Ndiaye		1	0.0%
Amdalaye		2	0.1%
Amdalaye 1		8	0.2%
Amdallay 1		1	0.0%
Amitie		4	0.1%
Amitie 2		6	0.2%
Amitie 3		11	0.3%
Amitie Ii		1	0.0%
Amitie Iii		2	0.1%
Amndalaye		1	0.0%
Amont 6		2	0.1%
Angle Goumba		1	0.0%
Angle Mouss		2	0.1%
Angle Mousse		3	0.1%
Arafat		2	0.1%
Arafat 2		2	0.1%
Arafat 3		7	0.2%
Arafat I		3	0.1%
Arafat Ii		10	0.3%
Arafat Iii		4	0.1%
Arafate		4	0.1%
Arafate 2		12	0.3%
Atuba		1	0.0%
Avenue Faidherbe		1	0.0%
Avenue Lamine Gueye		2	0.1%
Avenue Malexy		1	0.0%
Bagdad		6	0.2%
Bakhdad Park		1	0.0%
Bambilor		1	0.0%
Bambylor		2	0.1%
Baobab		7	0.2%
Baobap		1	0.0%
Barg?Y		1	0.0%
Bargny		6	0.2%
Bargny Cite 1		2	0.1%
Base De Ouakam		1	0.0%
Bassen		1	0.0%
Baye Gainde		1	0.0%
Ben Barack		1	0.0%

File : sn_qb_house

q305: In which neighbourhood did you live

Value	Label	Cases	Percentage
Ben Tally		4	0.1%
Bene Baraque		1	0.0%
Bene Tally		4	0.1%
Biafra		7	0.2%
Biscuiterie		1	0.0%
Biscuiterie (Bopp)		1	0.0%
Biscuiterie Bopp		1	0.0%
Biscuiterie(Bopp)		4	0.1%
Bop		1	0.0%
Bopi		1	0.0%
Bopp		24	0.7%
Bopp (Biscuiterie)		1	0.0%
Bopp(Biscuiterie)		1	0.0%
Boule Douane		2	0.1%
Boune		1	0.0%
Bourguiba		1	0.0%
CambeReNe		1	0.0%
Camberene		7	0.2%
Camp Bargny		1	0.0%
Camp Dial Diop		1	0.0%
Camp Le Clerc		3	0.1%
Camp Mamelle		1	0.0%
Camp Militaire		1	0.0%
Camp Militaire Thiaroye		1	0.0%
Camp Samba Dieri		1	0.0%
Camp Thiaroye		1	0.0%
Campus Universitaire		4	0.1%
Can Berene		1	0.0%
Canada		2	0.1%
Caserne Base De Ouakam		1	0.0%
Caserne De Colobane		3	0.1%
Caserne De Gendarmerie De Front De Terre		1	0.0%
Casrors		1	0.0%
Castor		47	1.4%
Castor 2		1	0.0%
Castors		18	0.5%
Centeaire		1	0.0%

File : sn_qb_house

q305: In which neighbourhood did you live

Value	Label	Cases	Percentage
Centenaire		3	0.1%
Centre		1	0.0%
Centre Ville		2	0.1%
Cfa		1	0.0%
Cgeickh Wade		1	0.0%
Champ De Course		4	0.1%
Champs De Course		19	0.5%
Charri Sur Mer		1	0.0%
Cheickh		2	0.1%
Cheickh Wade		4	0.1%
Cheikh Ndao		3	0.1%
Cheikh Wade		13	0.4%
Cheikh Wase		1	0.0%
Cite 1		16	0.5%
Cite Al Amal		3	0.1%
Cite Asecna		2	0.1%
Cite B C A O		1	0.0%
Cite Bargny		1	0.0%
Cite Chemin De		1	0.0%
Cite Chemin De Fer		1	0.0%
Cite Des Eaux		35	1.0%
Cite Dioukhob		1	0.0%
Cite Dioukhob		1	0.0%
Cite Djily Mbaye		1	0.0%
Cite Douane		6	0.2%
Cite Douane Bopp		1	0.0%
Cite Economique		1	0.0%
Cite Fadia		3	0.1%
Cite GeOgraphe		4	0.1%
Cite GeOgraphie		3	0.1%
Cite Gendarmerie		1	0.0%
Cite Geographe		1	0.0%
Cite Geographique		5	0.1%
Cite I		4	0.1%
Cite Icotaf Ii		1	0.0%
Cite Impots Et Domaines		1	0.0%
Cite Khadim		1	0.0%

File : sn_qb_house

q305: In which neighbourhood did you live

Value	Label	Cases	Percentage
Cite Marine		3	0.1%
Cite Millionnaire		1	0.0%
Cite Ndioukhob		1	0.0%
Cite Nososa		5	0.1%
Cite Ousmane Diop Liberte 6 Extention		1	0.0%
Cite PePinieRe		1	0.0%
Cite Pepiniere		5	0.1%
Cite PepiÃ±Ar		1	0.0%
Cite Police		1	0.0%
Cite Sabe		1	0.0%
Cite Sonatel		1	0.0%
Cite Soprim		1	0.0%
Cite Sotiba		2	0.1%
Cite Univercitaire		1	0.0%
Cite Universitaire		2	0.1%
Cite l		1	0.0%
Clemenceau		1	0.0%
Colabane		1	0.0%
Colobane		35	1.0%
Colombane		4	0.1%
Conachap		1	0.0%
Corniche		1	0.0%
Credit Forlier		1	0.0%
CÃ±Te Gibraltar Cite Chemin De Fer		1	0.0%
Dakar		96	2.8%
Dakar Marine		1	0.0%
Dakar Plateau		2	0.1%
Dalifort		39	1.1%
Dalifort Abou Diop		1	0.0%
Dandou		1	0.0%
Dangou		19	0.5%
Dangou Minane		1	0.0%
Dangou Missirah		1	0.0%
Dangou Nord		3	0.1%
Dangou Sud		3	0.1%
Dans Un Camp Militaire		1	0.0%
Darou		12	0.3%
Darou Khoudos		22	0.6%

File : sn_qb_house

q305: In which neighbourhood did you live

Value	Label	Cases	Percentage
Darou Khoudoss		8	0.2%
Darou Khoudous		1	0.0%
Darou Miname		2	0.1%
Darou Niangor		1	0.0%
Darou Rahmane		8	0.2%
Darou Salam		1	0.0%
Darou Salam 2		1	0.0%
Daroukhane		1	0.0%
Darourahmane		2	0.1%
Darourahmane Ii		1	0.0%
Darousalam		2	0.1%
Daroussalam		1	0.0%
Darrou		1	0.0%
Demba Sow		2	0.1%
Deni Malick Gueye		1	0.0%
Deny Biram Ndao		1	0.0%
Deople		1	0.0%
Derkle		8	0.2%
Desent		1	0.0%
Dia		1	0.0%
Diack Sao		1	0.0%
Diacksao 2		1	0.0%
Diaksaw		1	0.0%
Diamaguene		8	0.2%
Diamagueune		2	0.1%
Diamalaye		7	0.2%
Diamegueme		1	0.0%
Diameugueune		1	0.0%
Diauralaye		1	0.0%
Dienpeul		1	0.0%
Dieupeul		19	0.5%
Dieupeul 2		1	0.0%
Dieupeul Ii		1	0.0%
Dieupeul4		1	0.0%
Dieuppeul		3	0.1%
Dieuppeul 1		1	0.0%
Dieuppeul Iii		2	0.1%
Diokoul		6	0.2%
Diorga		1	0.0%
Diruppeul		2	0.1%
Djedakh 2		1	0.0%
Djida 2		1	0.0%

File : sn_qb_house

q305: In which neighbourhood did you live

Value	Label	Cases	Percentage
Doko Aw		1	0.0%
Domaine		1	0.0%
Drand Dakar		2	0.1%
Du Foncier		1	0.0%
Ecole Militaire Sante		1	0.0%
Ecole Normale Superieure		1	0.0%
Ecotac		2	0.1%
Enam		1	0.0%
Eubeuss		1	0.0%
Face De L'Orme		1	0.0%
Face Marigot		2	0.1%
Fan/Hok		1	0.0%
Fanh		1	0.0%
Fann		4	0.1%
Fann Cite U		1	0.0%
Fann Hock		5	0.1%
Fas		2	0.1%
Fass		53	1.5%
Fass Batiment		3	0.1%
Fass Casier		2	0.1%
Fass De L'Orme		3	0.1%
Fass De Lorme		3	0.1%
Fass Delorm		1	0.0%
Fass Delorme		10	0.3%
Fass Marigo		2	0.1%
Fass Marigot		1	0.0%
Fass Mbao		1	0.0%
Fass Paillotte		2	0.1%
Fass,		1	0.0%
Faw		1	0.0%
FeneTre Mermoz		1	0.0%
Fith Mith		3	0.1%
Fith Mith Actuel Gibraltar		1	0.0%
Fith Mithie		1	0.0%
Fithie Mithie		1	0.0%
Fithmith		1	0.0%
Fronde De Terre		3	0.1%
Front De Terre		2	0.1%
Ganaurais		1	0.0%
Gazelle		22	0.6%
Gepal		4	0.1%

File : sn_qb_house

q305: In which neighbourhood did you live

Value	Label	Cases	Percentage
Geudiawaye		1	0.0%
Gibaltar		1	0.0%
Gibraltar		5	0.1%
Gibraltar Ii		1	0.0%
Gibraltarl		1	0.0%
Gilbra		1	0.0%
Gisinaw Rails		1	0.0%
Gninaw Rail		1	0.0%
Gnuinaw Rail		1	0.0%
Golf		2	0.1%
Golf Nord		13	0.4%
Golf Nord 2		1	0.0%
Golf Sud		5	0.1%
Golford		1	0.0%
Gora Ndiaye		1	0.0%
Gore'		2	0.1%
Gorome		1	0.0%
Gounas		1	0.0%
Gounass		39	1.1%
Gouye Adiawa		1	0.0%
Gouye Fatou Maiga		2	0.1%
Gouye Mouride		3	0.1%
Gouye Ndiandia		1	0.0%
Goy Sud		1	0.0%
Grackof		1	0.0%
Gran Dakar		1	0.0%
Gran Dakar		1	0.0%
Gran Yoff		2	0.1%
Gran Youff		1	0.0%
Grand Dakar		78	2.2%
Grand MeDine		1	0.0%
Grand Medina		1	0.0%
Grand Medine		30	0.9%
Grand Yaff		1	0.0%
Grand Yoff		54	1.6%
Grand Yoff (Arafat)		1	0.0%
Grand Yoff(Arafat)		1	0.0%
Grand-Dakar		3	0.1%
Grand-Yoff		3	0.1%
Grande Dakar		1	0.0%
Grande Yoff		1	0.0%

File : sn_qb_house

q305: In which neighbourhood did you live

Value	Label	Cases	Percentage
Guedel		1	0.0%
Guediavaye		1	0.0%
Guediawaye		25	0.7%
Guediawaye Park		2	0.1%
Guediawaye Quartier Cheikh Wade		1	0.0%
Guediawaye Sahm		1	0.0%
Guediawaye		1	0.0%
Guelle Tape		2	0.1%
Guelle Tapee		32	0.9%
Guendall 3		1	0.0%
Gueul TapeE		4	0.1%
Gueule Tape		1	0.0%
Gueule TapeE		3	0.1%
Gueule Tapee		21	0.6%
Gueule Tappees		1	0.0%
Gueule-TapeE		1	0.0%
Gueyuau		1	0.0%
Gueyuay		1	0.0%
Guidiawaye		1	0.0%
Guinao Rail		1	0.0%
Guinaw Rai		1	0.0%
Guinaw Rail		59	1.7%
Guinaw Rail Nord		2	0.1%
Guinaw-Rail		1	0.0%
Guuediawaye		1	0.0%
Gwediaway		1	0.0%
Gwediawaye		1	0.0%
H L M Gueule Tapee		1	0.0%
H.L.M.		2	0.1%
Hamdalahi		2	0.1%
Hamdalahi 2		1	0.0%
Hamdalaye		1	0.0%
Hamdalaye 1		2	0.1%
Hamo Ii		1	0.0%
Hamou		1	0.0%
Hamps De Course		1	0.0%
Hane		1	0.0%
Hann		11	0.3%
Hann Mariste		1	0.0%

File : sn_qb_house

q305: In which neighbourhood did you live

Value	Label	Cases	Percentage
Hann Equipe		1	0.0%
Hann Mariste		4	0.1%
Hann Montagne		1	0.0%
Hann Plage		2	0.1%
Hann Village		1	0.0%
Hlm		28	0.8%
Hlm 2		1	0.0%
Hlm 4		1	0.0%
Hlm 5		2	0.1%
Hlm 6		2	0.1%
Hlm Angle Mousse		1	0.0%
Hlm Baye Gainde		1	0.0%
Hlm Fass		4	0.1%
Hlm Fasse		1	0.0%
Hlm Grand MeDine		1	0.0%
Hlm Grand Medina		1	0.0%
Hlm Grand Medine		3	0.1%
Hlm Grand Yoff		4	0.1%
Hlm Iv		2	0.1%
Hlm Las Palmas		1	0.0%
Hlm Nimzat		1	0.0%
Hlm Nimzatt		1	0.0%
Hlm NÂ°5		1	0.0%
Hlm Pate Doie		1	0.0%
Hlm Pate-Doie		1	0.0%
Hlm Patte D'Oie		1	0.0%
Hlm V		1	0.0%
Hlm1		2	0.1%
Hlm2		1	0.0%
Hlm4		1	0.0%
Hlm5		7	0.2%
Hlm6		11	0.3%
Hlmg		1	0.0%
Hlmi		1	0.0%
Hlmv		1	0.0%
Icotaf		23	0.7%
Icotaf 2		17	0.5%
Icotaf Cite 2		1	0.0%
Icotaf I		1	0.0%
Icotaf Ii		8	0.2%

File : sn_qb_house

q305: In which neighbourhood did you live

Value	Label	Cases	Percentage
Icotaf Iii		1	0.0%
Icotaf2		1	0.0%
Ikierere		1	0.0%
Ile De GoreE		1	0.0%
Internat D'Hopital		1	0.0%
Iof		1	0.0%
Issa Mb. Icotaf		1	0.0%
Issine Bentalli		1	0.0%
Kaber		2	0.1%
Kafountine		1	0.0%
Kamb		1	0.0%
Kao		1	0.0%
Karack		3	0.1%
Kasor		2	0.1%
Kastor		1	0.0%
Kaula		1	0.0%
Kawsara		1	0.0%
Kery Kao		1	0.0%
Kery Kaw		1	0.0%
Keur Dale		1	0.0%
Keur Daouda Sarr		1	0.0%
Keur Kaw		1	0.0%
Keur Khadim		1	0.0%
Keur Massar		24	0.7%
Keur Massar (Medina Kelle)		2	0.1%
Keur Massar Medina Kelle		3	0.1%
Keur Massar Peulga		2	0.1%
Keur Massar(Medina Kelle)		1	0.0%
Keur Massar(Medina Kelle)		4	0.1%
Keur Mbaye Fall		23	0.7%
Keur Souf		1	0.0%
Keuri Kaw		3	0.1%
Keuri Souff		1	0.0%
Keurndiaye Lo		1	0.0%
Keury Kao		3	0.1%
Keury Souf		3	0.1%
Keury Souff		1	0.0%

File : sn_qb_house

q305: In which neighbourhood did you live

Value	Label	Cases	Percentage
Keuve-Massar		1	0.0%
Kewa Mbaye		1	0.0%
Khar Allah		2	0.1%
Khar Yalla		30	0.9%
Khar Yalla Cite Bastos		1	0.0%
Khar-Yall		2	0.1%
Khar-Yalla		13	0.4%
Khevy Souf		1	0.0%
Khounar		1	0.0%
Khour Nar		1	0.0%
Khourounar		1	0.0%
Kip		1	0.0%
Kounoune		1	0.0%
Kousnar		1	0.0%
Kttay Yalla		1	0.0%
La MeDina		2	0.1%
La Medina		1	0.0%
Lambana		1	0.0%
Lamssar		2	0.1%
Lansar		3	0.1%
Las Palmas		1	0.0%
Lat Dior		1	0.0%
Le Plateau		1	0.0%
Liberte		9	0.3%
Liberte 1		1	0.0%
Liberte 2		2	0.1%
Liberte 3		1	0.0%
Liberte 4		9	0.3%
Liberte 5		7	0.2%
Liberte 6		21	0.6%
Liberte 7		3	0.1%
Liberte Cuatro		1	0.0%
Liberte I		2	0.1%
Liberte Ii		6	0.2%
Liberte Iii		2	0.1%
Liberte Iv		3	0.1%
Liberte V		4	0.1%
Liberte Vi		7	0.2%
Liberte5		1	0.0%
Liberteg		1	0.0%
Liberty Iv		1	0.0%
LibertÃ© 6		1	0.0%
Mako Kuluban		1	0.0%

File : sn_qb_house

q305: In which neighbourhood did you live

Value	Label	Cases	Percentage
Malick Mbodji		1	0.0%
Malika		12	0.3%
Manelles		1	0.0%
Marche Bou Bess		2	0.1%
Marche Saniloga Centre Ville		1	0.0%
Marche Zinc		2	0.1%
Mariste		1	0.0%
Marnane		1	0.0%
Mban/ Camberene		1	0.0%
Mbao		6	0.2%
Mbeuleukhe		1	0.0%
Mbod3		1	0.0%
Mbop		1	0.0%
Mbott		1	0.0%
Mboul		1	0.0%
MeDina		2	0.1%
MeDina Gounass		1	0.0%
Medina		158	4.6%
Medina Angle Goumba		4	0.1%
Medina Angle Mousse		1	0.0%
Medina Angle Ndioba		1	0.0%
Medina Gounas		1	0.0%
Medina Gounass		9	0.3%
Medina Gounasse		1	0.0%
Medina Kelle		2	0.1%
Medina Rue 5X6		1	0.0%
Medina Rue 1		1	0.0%
Medina Rue 11X13		1	0.0%
Medina Rue 13		1	0.0%
Medina Rue 15		1	0.0%
Medina Rue 17		1	0.0%
Medina Rue 19X26		1	0.0%
Medina Rue 25		3	0.1%
Medina Rue 25*6		1	0.0%
Medina Rue 25X 25		1	0.0%

File : sn_qb_house

q305: In which neighbourhood did you live

Value	Label	Cases	Percentage
Medina Rue 33*26		1	0.0%
Medina Rue 35*30		1	0.0%
Medina Rue 35*38		1	0.0%
Medina Rue 37		1	0.0%
Medina Rue 37*Goumba		2	0.1%
Medina Rue 37X30		1	0.0%
Medina Rue 5*6		1	0.0%
Medina Rue 6		1	0.0%
Medina Rue 6 (Cite Police)		1	0.0%
Medina Rue 7 Angle 8		1	0.0%
Medina Rue 9*6		1	0.0%
Medina Rue Ndioba		2	0.1%
Medina Rue37X30		1	0.0%
Medine		1	0.0%
Merina		6	0.2%
Mermos		3	0.1%
Mermoz		9	0.3%
Mermoz Amitie		1	0.0%
Mermoz Sacre CÅ'Ur		2	0.1%
Miarry Tally		1	0.0%
Miary Tally		1	0.0%
Missira		1	0.0%
Missirah		1	0.0%
Mody Ba		2	0.1%
Mole 2		1	0.0%
Montagne		1	0.0%
Montagne 6		1	0.0%
Mousdalifa		11	0.3%
Mousdalifa 4		1	0.0%
Mousdalifa Ii		1	0.0%
Mousdalifa Iii		6	0.2%
Mousdalifa Iv		2	0.1%
Mousdalipha3		1	0.0%
MÃfÃ©Dina		1	0.0%
Nappe		1	0.0%
Ndaldaly		2	0.1%
Ndargoundaw		2	0.1%

File : sn_qb_house

q305: In which neighbourhood did you live

Value	Label	Cases	Percentage
Ndarguondaw		1	0.0%
Ndavene		1	0.0%
Ndenate		4	0.1%
Ndenatte		1	0.0%
Ndiakhirate		2	0.1%
Ndiarem		2	0.1%
Ndiareme		7	0.2%
Ndiolmmie		1	0.0%
Ndireme		1	0.0%
Nema		9	0.3%
Nena		1	0.0%
Ngor		2	0.1%
Ngor Village		1	0.0%
Nguedal 3		2	0.1%
Nguedel		1	0.0%
Nguendel		1	0.0%
Nguessou		3	0.1%
Niaga		2	0.1%
Nianing		1	0.0%
Niar Italie		1	0.0%
Niar Tally		1	0.0%
Niaritalli		1	0.0%
Niarry Tally		8	0.2%
Niarry Taly		1	0.0%
Niary Tally		41	1.2%
Niary Taly		14	0.4%
Niaty Mbar		1	0.0%
Niaye Thioker		1	0.0%
Niaye Tioker		1	0.0%
Niayes Thioker		4	0.1%
Niayes Tioker		1	0.0%
Niet Mbar		3	0.1%
Nietty Mbar		3	0.1%
Niety Mbar		1	0.0%
Nigor		1	0.0%
Nimsat		3	0.1%
Nimsat3		1	0.0%
Nimzat		3	0.1%
Nimzat 3		1	0.0%
Nimzath		1	0.0%
Nimzatt		2	0.1%
Nimzatte		1	0.0%
Nizatt		1	0.0%

File : sn_qb_house

q305: In which neighbourhood did you live

Value	Label	Cases	Percentage
Noary Tally		1	0.0%
Nord Foire		4	0.1%
Notaire		4	0.1%
Nsp		3	0.1%
Onakam		1	0.0%
Onaxal Diam		1	0.0%
Ouago Niaye		1	0.0%
Ouagou Naiane		1	0.0%
Ouagou Niayes		7	0.2%
Ouagou-Niayes		1	0.0%
Ouakam		16	0.5%
Ouest Foire		2	0.1%
Ousseynou Ndiaye		1	0.0%
P. Assainies U18		1	0.0%
Pacelles Unite 14		1	0.0%
Parc		3	0.1%
Parc Pompiers		1	0.0%
Parcel		1	0.0%
Parcelle		1	0.0%
Parcelle Assainie		2	0.1%
Parcelle Assainies		3	0.1%
Parcelle Unite 20		1	0.0%
Parcelles		6	0.2%
Parcelles Assainies		1	0.0%
Parcelles A. U16		1	0.0%
Parcelles A. U26		3	0.1%
Parcelles Assaines		1	0.0%
Parcelles Assainie		1	0.0%
Parcelles Assainie Unite 6		1	0.0%
Parcelles Assainies		86	2.5%
Parcelles Assainies Unite 18		1	0.0%
Parcelles Assainies U11		1	0.0%
Parcelles Assainies U16		2	0.1%
Parcelles Assainies U18		8	0.2%

File : sn_qb_house

q305: In which neighbourhood did you live

Value	Label	Cases	Percentage
Parcelles Assainies U2		3	0.1%
Parcelles Assainies U22		1	0.0%
Parcelles Assainies U26		1	0.0%
Parcelles Assainies U4		1	0.0%
Parcelles Assainies U6		1	0.0%
Parcelles Assainies Unite 13		1	0.0%
Parcelles Assainies Unite 17		1	0.0%
Parcelles Assainies Unite 18		6	0.2%
Parcelles Assainies Unite 20		1	0.0%
Parcelles Assainies Unite 21		1	0.0%
Parcelles Assainies Unite 22		9	0.3%
Parcelles Assainies Unite 24		2	0.1%
Parcelles Assainies Unite 25		1	0.0%
Parcelles Assainies Unite 26		2	0.1%
Parcelles Assainies Unite 3		1	0.0%
Parcelles Assainies Unite 6		14	0.4%
Parcelles Assainies Unites 22		2	0.1%
Parcelles Assainies Unte 22		1	0.0%
Parcelles Assaissie		1	0.0%
Parcelles Assinies Unite 11		1	0.0%

File : sn_qb_house

q305: In which neighbourhood did you live

Value	Label	Cases	Percentage
Parcelles U.26		1	0.0%
Parcelles U18		1	0.0%
Parcelles U2		6	0.2%
Parcelles Uinite 22		1	0.0%
Parcelles Unite 13		2	0.1%
Parcelles Unite 17		1	0.0%
Parcelles Unite 22		1	0.0%
Parcelles Unite 5		1	0.0%
Parcelles Unites 14		1	0.0%
Paris		1	0.0%
Park		2	0.1%
Parsel Assen		1	0.0%
Parselle Aseny		1	0.0%
Pasella Aseni		2	0.1%
Pate D'Oie		2	0.1%
Patte D Ioe		1	0.0%
Patte D Oie		7	0.2%
Patte D Oie Bulders		1	0.0%
Patte D Oie Cite El Amal		1	0.0%
Patte D'Oie		9	0.3%
Patte Doie		1	0.0%
Patte Doie Bulders		1	0.0%
Peulga		9	0.3%
Piki		2	0.1%
Pikin		2	0.1%
Pikine		76	2.2%
Pikine Guinaw Rail		1	0.0%
Pikine Cfa		1	0.0%
Pikine Cite PePinieRe		1	0.0%
Pikine Darou Khoudoss		1	0.0%
Pikine Dominique		1	0.0%
Pikine Guinaw Rail		2	0.1%
Pikine Icotaf		3	0.1%
Pikine Lamsar		1	0.0%
Pikine Ouest		1	0.0%

File : sn_qb_house

q305: In which neighbourhood did you live

Value	Label	Cases	Percentage
Pikine Rue 10		4	0.1%
Pikine Tally Bou Bess		3	0.1%
Pikine Tally Bou Mak		1	0.0%
Pikine Tally Boumack		3	0.1%
Pikine Texaco		4	0.1%
Pikine Zi		1	0.0%
Pikine(Nema)		1	0.0%
Plateau		66	1.9%
Plateau (Pack Lambaye)		1	0.0%
Plateau (Service D'HygieNe)		1	0.0%
Plateau ,Rue De Reins		1	0.0%
Plateau Rue Salva		1	0.0%
Plateeau		1	0.0%
Plateu(Niayes Thiocker)		1	0.0%
Plato		1	0.0%
Point E		4	0.1%
Pompier		1	0.0%
Ponty		1	0.0%
Port		1	0.0%
Poulhoug		1	0.0%
Qtr Abdou Diop		1	0.0%
Quartier Abdou Diop		1	0.0%
Quartier Abou Diop		1	0.0%
Quartier Cisse		1	0.0%
Quartier Daouda Mbaye		1	0.0%
Quartier Nema		1	0.0%
Quartier Sane		2	0.1%
Rebeus		2	0.1%
Rebeuss		4	0.1%
Rebeusse		2	0.1%
Repos Mandel		1	0.0%
Residence Universitaire		2	0.1%
Reubeus		5	0.1%
Reubeuss		2	0.1%
Rochette		1	0.0%

File : sn_qb_house

q305: In which neighbourhood did you live

Value	Label	Cases	Percentage
Route De Ouakam		1	0.0%
Route Des Niayes		1	0.0%
Ru		1	0.0%
Rue 10		1	0.0%
Rue 10 Grand Dakar		1	0.0%
Rue 25X24		1	0.0%
Rue 37		1	0.0%
Rue 43X26		1	0.0%
Rue Besent		2	0.1%
Rue Docteur Theze		1	0.0%
Rue Galandou Diouf		1	0.0%
Rue Mousse Diop		3	0.1%
Rue Raffenel		1	0.0%
Rue Rober Dalmas		1	0.0%
Rue Sicap		1	0.0%
Rue Tiers		1	0.0%
Rue Toffiac		1	0.0%
Rue Valmine		1	0.0%
Rue Vincent		1	0.0%
Rue22X35 Medina		2	0.1%
Rufisque		23	0.7%
Rufisque Est		1	0.0%
Rufisque Arafate		1	0.0%
Rufisque Est		23	0.7%
Rufisque Kounoune		1	0.0%
Ruruque		1	0.0%
Rusitique		1	0.0%
Sacre Coeur		2	0.1%
Sacre CÂ'Ur		12	0.3%
Sacre CÂ'Ur 2		2	0.1%
Sacre CÂ'Ur 3		1	0.0%
Sacre CÂ'Ur Iii		1	0.0%
Sacre CÂ'Ur		2	0.1%
Sam		2	0.1%
Sam Notaire		2	0.1%
Sam Sam		5	0.1%
Sam Sam 2		1	0.0%

File : sn_qb_house

q305: In which neighbourhood did you live

Value	Label	Cases	Percentage
Samsam 2		1	0.0%
Sandaga		1	0.0%
Sandika		15	0.4%
Sandika (Fass Marigot)		1	0.0%
Sandika Qrt Fass Marigot		1	0.0%
Sangalkam		9	0.3%
Sanhiaba		1	0.0%
Sans Fil		1	0.0%
Santa Yalla		1	0.0%
Santhi		1	0.0%
Santhiaba		35	1.0%
Santhiaba Diombene		1	0.0%
Santhiaba Ndioben		1	0.0%
Santhiaba Ndiobene		18	0.5%
Santhiaba Wagua		1	0.0%
Scat Urbam		11	0.3%
Scut Urbam		12	0.3%
Sebeltar		1	0.0%
Sebi Ponty		33	1.0%
Sebikotane		3	0.1%
Sebikotane Ville		1	0.0%
Sebiponty		2	0.1%
Senene		2	0.1%
Sicap		11	0.3%
Sicap Amitie		3	0.1%
Sicap Amitie Iii		1	0.0%
Sicap Baobab		3	0.1%
Sicap Bourguiba		2	0.1%
Sicap Darabis		2	0.1%
Sicap Dieppeul		1	0.0%
Sicap Karack		2	0.1%
Sicap Liberte 1		1	0.0%
Sicap Liberte 3		4	0.1%
Sicap Liberte 5		1	0.0%
Sicap Liberte 6		1	0.0%
Sicap Liberte I		3	0.1%
Sicap Liberte Ii		2	0.1%
Sicap Liberte Iii		2	0.1%
Sicap Liberte Iv		4	0.1%

File : sn_qb_house

q305: In which neighbourhood did you live

Value	Label	Cases	Percentage
Sicap Liberte Vi		1	0.0%
Sicap Mbao		3	0.1%
Sicap Ru 10		1	0.0%
Sicap Rue 10		2	0.1%
Sicap Rue10		1	0.0%
Sicap Sacre CÃ“Ur		1	0.0%
Sikab Dieuppeul		1	0.0%
Sindika		1	0.0%
Sinka		1	0.0%
Sococim		1	0.0%
Sonadis		1	0.0%
Sonatel2		1	0.0%
Studio		2	0.1%
Tali Bou Mac		1	0.0%
Talibou Mague		1	0.0%
Talibou Mecque		1	0.0%
Talibusses		1	0.0%
Tallibou Mag		1	0.0%
Tally Boubess		1	0.0%
Tally Bou Bess		3	0.1%
Tally Bou Mack		6	0.2%
Tally Bou Mag		1	0.0%
Tally Bou Mak		5	0.1%
Tally Boubess		3	0.1%
Tally Boumack		7	0.2%
Tally Boumak		3	0.1%
Tally Diallo		4	0.1%
Taly Bou Bess		2	0.1%
Taly Bou Mac		1	0.0%
Tarawo		1	0.0%
TaÃ“Ba Grand Dakar		1	0.0%
Tharoy		1	0.0%
Thiaraye		1	0.0%
Thiaroye		33	1.0%
Thiaroye / Mer		1	0.0%
Thiaroye /Mer		7	0.2%
Thiaroye Cite Gendarmerie		1	0.0%
Thiaroye Gare		16	0.5%
Thiaroye Gare Quartier Moussa Diallo		1	0.0%
Thiaroye Guedji		1	0.0%

File : sn_qb_house

q305: In which neighbourhood did you live

Value	Label	Cases	Percentage
Thiaroye Guinaw Rail		1	0.0%
Thiaroye Kao		29	0.8%
Thiaroye Sante Yalla(Thiaroye Kao)		1	0.0%
Thiaroye Studio		1	0.0%
Thiaroye Sur Mer		3	0.1%
Thiaroye Tableau Tivaoune		1	0.0%
Thiaroye Tally Diallo		2	0.1%
Thiaroye Usine Ndokh		1	0.0%
Thiaroye(Camp)		1	0.0%
Thiaroye(Oryx)		1	0.0%
Thiaroye/Kaw		1	0.0%
Thiaroye/Mer		17	0.5%
Thiawlene		3	0.1%
Thierno Ndiaye		4	0.1%
Thieurine Ii		1	0.0%
Thione Samb		3	0.1%
Thioroye Azur		1	0.0%
ThiowleNe		1	0.0%
Tilene		4	0.1%
Tlles Assainies		1	0.0%
Tolbiack		1	0.0%
Trawaux		2	0.1%
Ucad		1	0.0%
Unite 02 Golf		1	0.0%
Unite 03		1	0.0%
Unite 1		1	0.0%
Unite 18		5	0.1%
Unite 2		2	0.1%
Unite 26		7	0.2%
Unite 3		2	0.1%
Unite 6		1	0.0%
Unite 6 Plles Assainies		1	0.0%
Usine		1	0.0%
Usine Ben Talli		1	0.0%
Usine Ben Tally		10	0.3%
Usine Bene Tally		2	0.1%
Usine Niaritali		1	0.0%

File : sn_qb_house

q305: In which neighbourhood did you live

Value	Label	Cases	Percentage
Usine Niaritalli		1	0.0%
Usine Niarry Tally		4	0.1%
Usine Niary Tally		4	0.1%
Usine Niary Taly		3	0.1%
Usine Parc		1	0.0%
Usine Park		1	0.0%
Usine/Castor		1	0.0%
Voakam		1	0.0%
Vooakam		1	0.0%
Wagou Niayes I		1	0.0%
Wagouniaye		1	0.0%
Wakam		1	0.0%
Wakhi Naan		1	0.0%
Wakhianane		1	0.0%
Wakhinane		14	0.4%
Wakhinane Nim Zatt		6	0.2%
Wakinane		1	0.0%
Waky Nane		1	0.0%
Wouaniaye		1	0.0%
Yakh Dieuf		1	0.0%
Yarackh		1	0.0%
Yarah		1	0.0%
Yarakh		18	0.5%
Yarakh Guedj(Hann Plage)		1	0.0%
Yatakh		1	0.0%
Yeba		1	0.0%
Yembeul		3	0.1%
Yeme		1	0.0%
Yenedou		2	0.1%
Yenne		1	0.0%
Yeumbel		1	0.0%
Yeumbeul		34	1.0%
Yeumbeul Etudio		1	0.0%
Yeumbeul Route De Boune		1	0.0%
Yeumbeul Studio		9	0.3%
Yeumbeul Sud		2	0.1%
Yoff		17	0.5%

File : sn_qb_house

q305: In which neighbourhood did you live

Value	Label	Cases	Percentage
Yoff Djily Mbaye		1	0.0%
Yoff Ndenatte		6	0.2%
Yoff Tongor		1	0.0%
Yoff Village		5	0.1%
Yoloban		1	0.0%
Zon Industrielle		1	0.0%
Zone A		2	0.1%
Zone B		3	0.1%
Zone Industrielle		3	0.1%
.		3583	
.b		44	
.c		30	

Warning: these figures indicate the number of cases found in the data file. They cannot be interpreted as summary statistics of the population of interest.

q306: What is the region or province where you lived called

Information	[Type= discrete] [Format=numeric] [Range= 1-61] [Missing=*]
Statistics [NW/ W]	[Valid=1541 /-] [Invalid=5583 /-]
Universe	If q303 in FRANCE, SPAIN or ITALY
Literal question	306. What is the region or province where you lived called?
Interviewer's instructions	See Codes of regions

Value	Label	Cases	Percentage
1	ALSACE	4	0.3%
2	AQUITAINE	7	0.5%
3	AUVERGNE	1	0.1%
4	BASSE NORMANDIE	2	0.1%
6	BRETAGNE	2	0.1%
7	CENTRE	11	0.7%
8	CHAMPAGNE ARDENNE	2	0.1%
9	CORSE	5	0.3%
10	FRANCHE COMTE	1	0.1%
11	HAUTE NORMANDIE	6	0.4%
12	ILE DE FRANCE	488	31.7%
13	LANGUEDOC ROUSSILLON	2	0.1%
15	LORRAINE	2	0.1%
16	MIDI PYRENEES	11	0.7%
17	NORD PAS DE CALAIS	3	0.2%
19	PICARDIE	5	0.3%
20	POITOU CHARENTE	1	0.1%
21	PROVENCE ALPES COTE D AZUR	85	5.5%
22	RHONE ALPES	55	3.6%
24	ABRUZZES	5	0.3%
25	VALLEE D AOSTE	2	0.1%
26	POUILLES	1	0.1%

File : sn_qb_house

q306: What is the region or province where you lived called

Value	Label	Cases	Percentage
27	BASILICATE	56	3.6%
28	CALABRE	81	5.3%
30	EMILIE ROMAGNE	10	0.6%
31	FRIOUL VENETIE JULIENNE	7	0.5%
32	LATIUM	177	11.5%
33	LIGURIE	2	0.1%
36	MOLISE	2	0.1%
37	PIEMONTE	4	0.3%
38	SARDAIGNE	5	0.3%
39	SICILE	2	0.1%
40	TRENTIN HAUT ADIGE	88	5.7%
41	TOSCANE	2	0.1%
43	VENETIE	4	0.3%
44	ANDALOUSIE	43	2.8%
45	ARAGON	11	0.7%
47	ILES BALEARES	30	1.9%
48	CANARIES	80	5.2%
50	CASTILLE ET LEON	1	0.1%
51	CASTILLE LA MANCHE	1	0.1%
52	CATALOGNE	129	8.4%
56	COMMUNAUTE DE MADRID	44	2.9%
57	REGION DE MURCIE	10	0.6%
59	PAYS BASQUE	2	0.1%
60	COMMUNAUTE VALENCIENNE	49	3.2%
Sysmiss		5583	

Warning: these figures indicate the number of cases found in the data file. They cannot be interpreted as summary statistics of the population of interest.

q307: When you arrived in this house you lived

Information	[Type= discrete] [Format=character] [Missing=*/,./b/.c]
Statistics [NW/ W]	[Valid=7111 /-] [Invalid=13 /-]
Definition	Alone = 0 With family members = answers 1 to 8 With other persons = answers 9 to 10
Literal question	307. When you arrived in this house you lived... Multiple answers
Post-question	If q307 in 0 => 309
Interviewer's instructions	Read

Value	Label	Cases	Percentage
0		552	7.8%
1		41	0.6%
1 2		1	0.0%
1 2 4 5		1	0.0%
1 4 5 8		1	0.0%
1 10		2	0.0%

File : sn_qb_house

q307: When you arrived in this house you lived

Value	Label	Cases	Percentage
1 2		161	2.3%
1 2 4 5		5	0.1%
1 2 4 5 8		1	0.0%
1 2 8		1	0.0%
1 2 10		2	0.0%
1 2 3		2	0.0%
1 2 3 4		5	0.1%
1 2 3 4 5		5	0.1%
1 2 3 4 5 6		1	0.0%
1 2 3 4 5 6 10		1	0.0%
1 2 3 4 5 6 7		3	0.0%
1 2 3 4 5 7		1	0.0%
1 2 3 4 5 8		3	0.0%
1 2 3 4 6		1	0.0%
1 2 3 4 6 7		2	0.0%
1 2 3 4 7 8		1	0.0%
1 2 3 4 8		3	0.0%
1 2 3 5		3	0.0%
1 2 3 5 10		2	0.0%
1 2 3 6		1	0.0%
1 2 3 6 7		4	0.1%
1 2 4		112	1.6%
1 2 4 10		3	0.0%
1 2 4 3		1	0.0%
1 2 4 3 6		1	0.0%
1 2 4 5		1166	16.4%
1 2 4 5 8		3	0.0%
1 2 4 5 10		26	0.4%
1 2 4 5 10 3		1	0.0%
1 2 4 5 10 8		3	0.0%
1 2 4 5 3		4	0.1%
1 2 4 5 3 6		4	0.1%
1 2 4 5 3 6 7		2	0.0%
1 2 4 5 3 7		4	0.1%
1 2 4 5 6		6	0.1%
1 2 4 5 6 3		1	0.0%
1 2 4 5 6 7		10	0.1%
1 2 4 5 6 8		5	0.1%
1 2 4 5 7		9	0.1%
1 2 4 5 7 6		1	0.0%
1 2 4 5 8		359	5.0%
1 2 4 5 8 10		9	0.1%
1 2 4 5 8 3		1	0.0%

File : sn_qb_house

q307: When you arrived in this house you lived

Value	Label	Cases	Percentage
1 2 4 5 8 6		2	0.0%
1 2 4 5 8 9		1	0.0%
1 2 4 5 9		1	0.0%
1 2 4 6		7	0.1%
1 2 4 6 3		1	0.0%
1 2 4 6 8		2	0.0%
1 2 4 7		1	0.0%
1 2 4 7 3		1	0.0%
1 2 4 8		49	0.7%
1 2 4 8 10		1	0.0%
1 2 4 8 5		3	0.0%
1 2 4 9		1	0.0%
1 2 5		70	1.0%
1 2 5 3		1	0.0%
1 2 5 4		21	0.3%
1 2 5 4 8		10	0.1%
1 2 5 7		1	0.0%
1 2 5 8		16	0.2%
1 2 6		2	0.0%
1 2 7 4 5		1	0.0%
1 2 8		77	1.1%
1 2 8 10		2	0.0%
1 2 8 4		2	0.0%
1 2 8 4 5		2	0.0%
1 2 8 5		4	0.1%
1 3 1 0		1	0.0%
1 3 4 5		4	0.1%
1 3 4 5 6 7		1	0.0%
1 3 4 6		2	0.0%
1 3 6		1	0.0%
1 3 6 7		1	0.0%
1 3 6 7 8 10		1	0.0%
1 3 7 8		1	0.0%
1 3 8		1	0.0%
1 4		7	0.1%
1 4 1 0		1	0.0%
1 4 2 5 8		1	0.0%
1 4 5		28	0.4%
1 4 5 10		2	0.0%
1 4 5 2		3	0.0%
1 4 5 2 8		1	0.0%
1 4 5 3 6 7		1	0.0%
1 4 5 6 7		2	0.0%

File : sn_qb_house

q307: When you arrived in this house you lived

Value	Label	Cases	Percentage
1 4 5 8		11	0.2%
1 4 5 8 10		1	0.0%
1 4 7		1	0.0%
1 4 8		5	0.1%
1 5		3	0.0%
1 5 4		1	0.0%
1 5 6		1	0.0%
1 5 7		1	0.0%
1 5 8		2	0.0%
1 6		1	0.0%
1 6 5 7		1	0.0%
1 8		13	0.2%
1 8 2 5 4		1	0.0%
1 8 4		2	0.0%
1 8 4 5		3	0.0%
1 9 4 5		1	0.0%
10		232	3.3%
10 2 4 5 8		1	0.0%
10 2 8		1	0.0%
10 2 8 1		1	0.0%
10 3		2	0.0%
10 3 6		1	0.0%
10 4		1	0.0%
10 4 8		1	0.0%
10 7		1	0.0%
10 8		4	0.1%
10 9		4	0.1%
2		40	0.6%
2 1		4	0.1%
2 1 4 5		4	0.1%
2 1 4 5 8		1	0.0%
2 1 8		2	0.0%
2 1 0		3	0.0%
2 1 0 4		1	0.0%
2 1 0 4 5		1	0.0%
2 3		2	0.0%
2 3 4 6 7		1	0.0%
2 3 1 0		1	0.0%
2 3 4		2	0.0%
2 3 4 5		7	0.1%
2 3 4 5 6		3	0.0%
2 3 4 5 6 7		2	0.0%
2 3 4 5 7 8		2	0.0%

File : sn_qb_house

q307: When you arrived in this house you lived

Value	Label	Cases	Percentage
23458		1	0.0%
23467		1	0.0%
2348		1	0.0%
23568		1	0.0%
236		5	0.1%
23610		1	0.0%
2361085		1	0.0%
2367		3	0.0%
236710		1	0.0%
236748		1	0.0%
238		2	0.0%
23867		1	0.0%
24		11	0.2%
245		1	0.0%
2435		1	0.0%
245		93	1.3%
2451		2	0.0%
24518		1	0.0%
24510		3	0.0%
2453		3	0.0%
245310		1	0.0%
245367		3	0.0%
2456		4	0.1%
24567		2	0.0%
245678		1	0.0%
24568		2	0.0%
2458		78	1.1%
24581		1	0.0%
245810		1	0.0%
2468		1	0.0%
2478		2	0.0%
248		7	0.1%
24810		1	0.0%
2489		1	0.0%
25		19	0.3%
25678		1	0.0%
2510		2	0.0%
2536		1	0.0%
254		4	0.1%
25410		2	0.0%
2548		1	0.0%
256		1	0.0%
257		1	0.0%

File : sn_qb_house

q307: When you arrived in this house you lived

Value	Label	Cases	Percentage
258		14	0.2%
26		1	0.0%
2657		1	0.0%
267		2	0.0%
2671		1	0.0%
2673		1	0.0%
2674		1	0.0%
2675		1	0.0%
2678		2	0.0%
268		1	0.0%
2745		1	0.0%
278		1	0.0%
28		50	0.7%
2810		2	0.0%
281054		1	0.0%
284		1	0.0%
2845		3	0.0%
284567		1	0.0%
285		4	0.1%
287		1	0.0%
3		373	5.2%
36		1	0.0%
38		1	0.0%
318		1	0.0%
310		31	0.4%
3106		3	0.0%
31067		1	0.0%
3107		2	0.0%
3108		3	0.0%
32		2	0.0%
3241		1	0.0%
3245678		1	0.0%
3267		1	0.0%
32678		1	0.0%
328		1	0.0%
34		1	0.0%
345		4	0.1%
34567		1	0.0%
3457		3	0.0%
3458		4	0.1%
3459		1	0.0%
346		3	0.0%
3467		9	0.1%

File : sn_qb_house

q307: When you arrived in this house you lived

Value	Label	Cases	Percentage
3 4 6 7 10		1	0.0%
3 4 6 7 8		2	0.0%
3 4 7		2	0.0%
3 4 7 10		1	0.0%
3 4 8		2	0.0%
3 4 9		2	0.0%
3 5		5	0.1%
3 5 6		1	0.0%
3 5 6 7		6	0.1%
3 5 6 7 8		1	0.0%
3 5 6 8		1	0.0%
3 5 7		1	0.0%
3 5 8		4	0.1%
3 6		178	2.5%
3 6 10		2	0.0%
3 6 10 8		1	0.0%
3 6 4		1	0.0%
3 6 4 1 2		1	0.0%
3 6 4 5 8 10		1	0.0%
3 6 5		4	0.1%
3 6 5 7		1	0.0%
3 6 7		360	5.1%
3 6 7 1 2		1	0.0%
3 6 7 10		32	0.5%
3 6 7 10 8		2	0.0%
3 6 7 2		4	0.1%
3 6 7 2 8		1	0.0%
3 6 7 4		3	0.0%
3 6 7 4 5		1	0.0%
3 6 7 8		77	1.1%
3 6 7 8 10		5	0.1%
3 6 7 9		1	0.0%
3 6 8		30	0.4%
3 6 8 7		4	0.1%
3 6 9		9	0.1%
3 7		119	1.7%
3 7 10		8	0.1%
3 7 2		1	0.0%
3 7 4		2	0.0%
3 7 5		2	0.0%
3 7 6		28	0.4%
3 7 6 5		2	0.0%
3 7 6 8		2	0.0%

File : sn_qb_house

q307: When you arrived in this house you lived

Value	Label	Cases	Percentage
378		21	0.3%
3781		1	0.0%
379		2	0.0%
38		115	1.6%
3810		5	0.1%
38567		1	0.0%
386		3	0.0%
3867		7	0.1%
387		4	0.1%
39		18	0.3%
396		2	0.0%
397		2	0.0%
4		133	1.9%
412		1	0.0%
4125		2	0.0%
41253		1	0.0%
410		11	0.2%
425		1	0.0%
43		2	0.0%
436		2	0.0%
4367		1	0.0%
437		1	0.0%
45		29	0.4%
4510		1	0.0%
452		1	0.0%
453		3	0.0%
4567		3	0.0%
45672		1	0.0%
45678		1	0.0%
4578		1	0.0%
458		10	0.1%
4582		1	0.0%
4586		1	0.0%
467		1	0.0%
4678		2	0.0%
48		47	0.7%
4810		2	0.0%
485		1	0.0%
489		2	0.0%
49		19	0.3%
493		1	0.0%
498		1	0.0%
5		63	0.9%

File : sn_qb_house

q307: When you arrived in this house you lived

Value	Label	Cases	Percentage
5 8		1	0.0%
5 10		3	0.0%
5 10 8		1	0.0%
5 2		1	0.0%
5 2 10		1	0.0%
5 3 8 7		1	0.0%
5 4		2	0.0%
5 4 2		1	0.0%
5 4 9		1	0.0%
5 6		1	0.0%
5 6 7		2	0.0%
5 6 7 8		1	0.0%
5 7		1	0.0%
5 7 8		2	0.0%
5 8		61	0.9%
5 8 3 6 7		1	0.0%
5 8 3 7		1	0.0%
5 8 6 7		1	0.0%
5 8 9		2	0.0%
5 9		2	0.0%
6		13	0.2%
6 10		2	0.0%
6 2 4 7		1	0.0%
6 3		2	0.0%
6 5		2	0.0%
6 7		39	0.5%
6 7 10		3	0.0%
6 7 2		2	0.0%
6 7 3		6	0.1%
6 7 4		2	0.0%
6 7 8		14	0.2%
6 7 8 5		1	0.0%
6 7 9		1	0.0%
6 8		9	0.1%
6 8 10		1	0.0%
7		19	0.3%
7 10		2	0.0%
7 3		2	0.0%
7 5		1	0.0%
7 8		10	0.1%
8		657	9.2%
8 7		1	0.0%
8 1 2		3	0.0%

File : sn_qb_house

q307: When you arrived in this house you lived

Value	Label	Cases	Percentage
8 1 2 4 5		1	0.0%
8 1 4 5		1	0.0%
8 10		32	0.5%
8 10 2		1	0.0%
8 10 4 5		1	0.0%
8 10 5		1	0.0%
8 2		3	0.0%
8 2 1		1	0.0%
8 2 10		1	0.0%
8 2 4		1	0.0%
8 2 4 5		5	0.1%
8 2 4 5 6		1	0.0%
8 2 4 5 6 7		1	0.0%
8 3		4	0.1%
8 3 4		2	0.0%
8 3 4 5		1	0.0%
8 3 6		1	0.0%
8 3 6 5		1	0.0%
8 3 6 7		3	0.0%
8 3 6 7 5		1	0.0%
8 3 6 9		1	0.0%
8 4		8	0.1%
8 4 2		1	0.0%
8 4 5		4	0.1%
8 4 9		1	0.0%
8 5		7	0.1%
8 5 1 2		1	0.0%
8 5 10		1	0.0%
8 6		8	0.1%
8 6 7 3		1	0.0%
8 7		6	0.1%
8 7 3		1	0.0%
8 9		20	0.3%
8 9 10		2	0.0%
9		581	8.2%
9 1		1	0.0%
9 10		8	0.1%
9 10 8		1	0.0%
9 3		3	0.0%
9 3 6		1	0.0%
9 3 7		1	0.0%
9 4		2	0.0%
9 5		2	0.0%

File : sn_qb_house

q307: When you arrived in this house you lived

Value	Label	Cases	Percentage
9 6 3		1	0.0%
9 7		1	0.0%
9 8		7	0.1%
.		1	
.b		6	
.c		6	

Warning: these figures indicate the number of cases found in the data file. They cannot be interpreted as summary statistics of the population of interest.

q307_0: When you arrived in this house you lived: Alone

Information	[Type= discrete] [Format=numeric] [Range= 0-1] [Missing=*]
Statistics [NW/ W]	[Valid=7123 /-] [Invalid=1 /-]
Literal question	307. When you arrived in this house you lived... Alone
Interviewer's instructions	Read

Value	Label	Cases	Percentage
0	No	6571	92.3%
1	Yes	552	7.7%
Sysmiss		1	

Warning: these figures indicate the number of cases found in the data file. They cannot be interpreted as summary statistics of the population of interest.

q307_1: When you arrived in this house you lived: With father

Information	[Type= discrete] [Format=numeric] [Range= 0-1] [Missing=*]
Statistics [NW/ W]	[Valid=7123 /-] [Invalid=1 /-]
Literal question	307. When you arrived in this house you lived... With your father
Interviewer's instructions	Read

Value	Label	Cases	Percentage
0	No	4772	67.0%
1	Yes	2351	33.0%
Sysmiss		1	

Warning: these figures indicate the number of cases found in the data file. They cannot be interpreted as summary statistics of the population of interest.

q307_2: When you arrived in this house you lived: With mother

Information	[Type= discrete] [Format=numeric] [Range= 0-1] [Missing=*]
Statistics [NW/ W]	[Valid=7123 /-] [Invalid=1 /-]
Literal question	307. When you arrived in this house you lived... With your mother
Interviewer's instructions	Read

Value	Label	Cases	Percentage
0	No	4408	61.9%
1	Yes	2715	38.1%
Sysmiss		1	

Warning: these figures indicate the number of cases found in the data file. They cannot be interpreted as summary statistics of the population of interest.

File : sn_qb_house

q307_3: When you arrived in this house you lived: With partner(s)

Information [Type= discrete] [Format=numeric] [Range= 0-1] [Missing=*]

Statistics [NW/ W] [Valid=7123 /-] [Invalid=1 /-]

Literal question
307. When you arrived in this house you lived...
With your partner(s)/spouse(s)

Interviewer's instructions Read

Value	Label	Cases	Percentage
0	No	5409	75.9%
1	Yes	1714	24.1%
Sysmiss		1	

Warning: these figures indicate the number of cases found in the data file. They cannot be interpreted as summary statistics of the population of interest.

q307_4: When you arrived in this house you lived: With brother(s)

Information [Type= discrete] [Format=numeric] [Range= 0-1] [Missing=*]

Statistics [NW/ W] [Valid=7123 /-] [Invalid=1 /-]

Literal question
307. When you arrived in this house you lived...
With one or several brothers

Interviewer's instructions Read

Value	Label	Cases	Percentage
0	No	4540	63.7%
1	Yes	2583	36.3%
Sysmiss		1	

Warning: these figures indicate the number of cases found in the data file. They cannot be interpreted as summary statistics of the population of interest.

q307_5: When you arrived in this house you lived: With sister(s)

Information [Type= discrete] [Format=numeric] [Range= 0-1] [Missing=*]

Statistics [NW/ W] [Valid=7123 /-] [Invalid=1 /-]

Literal question
307. When you arrived in this house you lived...
With one or several sisters

Interviewer's instructions Read

Value	Label	Cases	Percentage
0	No	4716	66.2%
1	Yes	2407	33.8%
Sysmiss		1	

Warning: these figures indicate the number of cases found in the data file. They cannot be interpreted as summary statistics of the population of interest.

q307_6: When you arrived in this house you lived: With son(s)

Information [Type= discrete] [Format=numeric] [Range= 0-1] [Missing=*]

Statistics [NW/ W] [Valid=7123 /-] [Invalid=1 /-]

Literal question
307. When you arrived in this house you lived...
With your son(s)

Interviewer's instructions Read

Value	Label	Cases	Percentage
0	No	6071	85.2%
1	Yes	1052	14.8%
Sysmiss		1	

File : sn_qb_house**# q307_6: When you arrived in this house you lived: With son(s)**

Warning: these figures indicate the number of cases found in the data file. They cannot be interpreted as summary statistics of the population of interest.

q307_7: When you arrived in this house you lived: With daughter(s)

Information [Type= discrete] [Format=numeric] [Range= 0-1] [Missing=*]

Statistics [NW/ W] [Valid=7123 /-] [Invalid=1 /-]

Literal question 307. When you arrived in this house you lived...
With your daughter(s)

Interviewer's instructions Read

Value	Label	Cases	Percentage
0	No	6169	86.6%
1	Yes	954	13.4%
Sysmiss		1	

Warning: these figures indicate the number of cases found in the data file. They cannot be interpreted as summary statistics of the population of interest.

q307_8: When you arrived in this house you lived: With another parent

Information [Type= discrete] [Format=numeric] [Range= 0-1] [Missing=*]

Statistics [NW/ W] [Valid=7123 /-] [Invalid=1 /-]

Literal question 307. When you arrived in this house you lived...
With another relative

Interviewer's instructions Read

Value	Label	Cases	Percentage
0	No	5042	70.8%
1	Yes	2081	29.2%
Sysmiss		1	

Warning: these figures indicate the number of cases found in the data file. They cannot be interpreted as summary statistics of the population of interest.

q307_9: When you arrived in this house you lived: With friend(s)

Information [Type= discrete] [Format=numeric] [Range= 0-1] [Missing=*]

Statistics [NW/ W] [Valid=7123 /-] [Invalid=1 /-]

Literal question 307. When you arrived in this house you lived...
With one or several friends

Interviewer's instructions Read

Value	Label	Cases	Percentage
0	No	6409	90.0%
1	Yes	714	10.0%
Sysmiss		1	

Warning: these figures indicate the number of cases found in the data file. They cannot be interpreted as summary statistics of the population of interest.

q307_10: When you arrived in this house you lived: With other

Information [Type= discrete] [Format=numeric] [Range= 0-1] [Missing=*]

Statistics [NW/ W] [Valid=7123 /-] [Invalid=1 /-]

Literal question 307. When you arrived in this house you lived...
Other

Interviewer's instructions Read

Value	Label	Cases	Percentage
0	No	6621	93.0%

File : sn_qb_house

q307_10: When you arrived in this house you lived: With other

Value	Label	Cases	Percentage
1	Yes	502	7.0%
Sysmiss		1	

Warning: these figures indicate the number of cases found in the data file. They cannot be interpreted as summary statistics of the population of interest.

q307_NR: When you arrived in this house you lived: With ... no answer

Information	[Type= discrete] [Format=numeric] [Range= 0-1] [Missing=*]
Statistics [NW/ W]	[Valid=7123 /-] [Invalid=1 /-]
Literal question	307. When you arrived in this house you lived... No answer
Interviewer's instructions	Read

Value	Label	Cases	Percentage
0	No	7111	99.8%
1	Yes	12	0.2%
Sysmiss		1	

Warning: these figures indicate the number of cases found in the data file. They cannot be interpreted as summary statistics of the population of interest.

q307_a: Specify the other relative

Information	[Type= discrete] [Format=character] [Missing=*./b]
Statistics [NW/ W]	[Valid=2032 /-] [Invalid=5091 /-]
Universe	If q307_8 in 1
Literal question	307. When you arrived in this house you lived... With another relative => Specify

q307_b: Specify the other person

Information	[Type= discrete] [Format=character] [Missing=*./b]
Statistics [NW/ W]	[Valid=423 /-] [Invalid=6700 /-]
Universe	If q307_10 in 1
Literal question	307. When you arrived in this house you lived... Other => Specify

Value	Label	Cases	Percentage
"Cousine"		1	0.2%
"Logement Aide" Du 92, Qu'Elle Partageait En Collocation Avec Une Autre Famille		1	0.2%
2		1	0.2%
2 Bonnes		2	0.5%
2 Filles De Ma Conjointe		1	0.2%
Alloggio Universitario		2	0.5%
Ami De Mon Pere		2	0.5%

File : sn_qb_house

q307_b: Specify the other person

Value	Label	Cases	Percentage
Amie De Ma MeRe Et Ses Enfants		1	0.2%
Amies De Ma SA'Urs		1	0.2%
Amis Du Meme Village		1	0.2%
Armee		3	0.7%
Au Paire		1	0.2%
Au Paire Dans Une Famille		1	0.2%
Autre Co Locataire		1	0.2%
Autres Collegues Militaires		1	0.2%
Autres Locataires		1	0.2%
Autres Occupants Du Foyer		1	0.2%
Autres Talibes		1	0.2%
Avec Des Collegues Militaires Dans Le Camp		1	0.2%
Avec Des Gendarmes		1	0.2%
Avec Des Gens Du Meme Village		1	0.2%
Avec La Troupe De Danseuses		1	0.2%
Avec Maitre Coranique Et Dautres Condisciples		1	0.2%
Avec Mon Patron		1	0.2%
Avec Un Etudiant Burkinabe		1	0.2%
Beau Frere Et Sa Famille		1	0.2%
Beau Pere		1	0.2%
Beau-Frere, Coepouse		1	0.2%
Beaux Parents		2	0.5%
Belle Famille		9	2.1%
Belle Famille(Beau Pere,Belle Mere,Beux		1	0.2%

File : sn_qb_house

q307_b: Specify the other person

Value	Label	Cases	Percentage
Freres, Belles SÅ"Urs)			
Belle Famille(Beau Pere/Belle Mere/ Beau Frere/Belle SÅ"Ur		1	0.2%
Belle Fille		3	0.7%
Belle Mere		3	0.7%
Belle Mere Belle SÅ'Ur		1	0.2%
Belle Mere Coepouse		1	0.2%
Belle Mere Domestique		1	0.2%
Belle SÅ'Ur		3	0.7%
Belle-Famille De Ma Grande Soeur		1	0.2%
Belles SÅ'Urs		1	0.2%
Bonne		1	0.2%
Camarades De Promotion		1	0.2%
Camp		1	0.2%
Camp Militaire		1	0.2%
Cantonnement Militaire Base De Ouakam		1	0.2%
Casa De Campo, Compartia Casa Con Otros Trabajadores		1	0.2%
Caserne		2	0.5%
Caserne De Gendarmerie Avec Des Gendarmeries		1	0.2%
Caserne De Gendarmerie Avec Des Gendarmes		1	0.2%
Centre D'Accueil		1	0.2%
Che Un Guide Spirituel Pour Approfondir Mes Connai		1	0.2%
Chez L'Employeur, Avec La Famille De Celui-Ci		1	0.2%
Chez Le Marabout		1	0.2%

File : sn_qb_house

q307_b: Specify the other person

Value	Label	Cases	Percentage
Chez Mon Patron		1	0.2%
Chez Un Guide Spirituel Pour Approfondir Mes Conna		1	0.2%
Chez Un Guide Spirituel Pour Approfondir Mes Conna		1	0.2%
Co Epouse		3	0.7%
Co Epouse Beau Frere		1	0.2%
Co Epouse Belle Mere Cousins		1	0.2%
Co Epouse De Ma Mere		1	0.2%
Co Epouses		1	0.2%
Co Locataires		4	0.9%
Co-Epouse		2	0.5%
Co-Epouse Et Niece De Co-Epouse		1	0.2%
Co-Epouse ,Ses Enfants,La Belle S'Ur Et Son Mari		1	0.2%
Co-Epouse De Ma Mere		1	0.2%
Co-Epouse Et Leurs Enfants		1	0.2%
Co-Epouse Et Ses Enfants		1	0.2%
Co-Epouse Fille Du Conjoint Petite Fille Du Conjoi		1	0.2%
Co-ePouse Et Ses Enfants		1	0.2%
Coepouse		7	1.7%
Coepouse De Ma Mere		13	3.1%
Coepouse De Ma Vrai Belle Mere Et Ses Enfants		1	0.2%
Coepouse Et Beaux Parents		1	0.2%
Coepouse Et Locataire		1	0.2%
Coepouse Fils Du Mari		1	0.2%

File : sn_qb_house

q307_b: Specify the other person

Value	Label	Cases	Percentage
Coepouse Fils Fille Du Conjoint Beau Frere		1	0.2%
Coepouse, Et Ses Enfants, Le Fils Aine De Mon Mari		1	0.2%
Coepouse_Enfant: Du Conjoint		1	0.2%
Coepouses De Sa Mere		1	0.2%
Coepouses Et Leurs Enfants		1	0.2%
Colleghi Di Lavoro		1	0.2%
Collegue Militaire		1	0.2%
Collegues		4	0.9%
Collegues ,Emplo		1	0.2%
Collegues De Classe		1	0.2%
Collegues De Service		1	0.2%
Collegues Et Employeur		1	0.2%
Collegues Gendarmes		1	0.2%
Collegues Militaires		4	0.9%
Collegues Ouvriers		1	0.2%
Collocataires		2	0.5%
Collocation		1	0.2%
Colocataire		3	0.7%
Compagnon D'Unite		1	0.2%
Compagnons D'Armee		1	0.2%
Compagnons D'Armee		1	0.2%
Compagnons D'Armes		4	0.9%
Compagnons D'Armee		2	0.5%
Compartia Piso Con Otra Gente		3	0.7%
Compañeros De Piso		1	0.2%
Compañeros De Piso		6	1.4%

File : sn_qb_house

q307_b: Specify the other person

Value	Label	Cases	Percentage
Compagnons De Eros Piso		3	0.7%
Compagnons De Eros De Piso		1	0.2%
Con La Employeur		1	0.2%
Conjoint De La Grande Sœur		1	0.2%
Connazionali Conosciuti Qui		1	0.2%
Conocidos		1	0.2%
Cousin		2	0.5%
Cousine		1	0.2%
Cousines Cousins Et Un Oncle		1	0.2%
Cousins		1	0.2%
Cousins Primos		2	0.5%
D'autres Migrants Senegalais		1	0.2%
D'autres Migrants Senegalais		1	0.2%
D'autres Parents De Mon Conjoint		1	0.2%
D'autres Resortissants Senegalais		1	0.2%
D'autres Senegalais		1	0.2%
D'autres Travailleurs Recrutés Par La Safami Sosuho Du Gabon		1	0.2%
Dans Un Camp Militaire		1	0.2%
Datiore Di Lavoro		1	0.2%
Des Collegues Macon		1	0.2%
Des Compagnons De Foyer		1	0.2%
Des Cousins, Neveux Et Tante		1	0.2%
Des Eleves Policiers		1	0.2%
Des Emigres Senegalais		2	0.5%

File : sn_qb_house

q307_b: Specify the other person

Value	Label	Cases	Percentage
Des Gens Du MeMe Village Que Moi (Gaol)		1	0.2%
Des Gens Que Mon Pere Hebergeait		1	0.2%
Des Gens Qui Travaillaient Pour Mon Pere		1	0.2%
Des Militaires		1	0.2%
Des Parculiers		1	0.2%
Des Parents Du Conjoint		1	0.2%
Des Particulier(Un Couple Et Leurs Enfants)		1	0.2%
Des Promotionnaires Stageaires		1	0.2%
Des Senegalais Que J Ai Connu La Bas		1	0.2%
Des Voisins Du Village		1	0.2%
Directeur De L'eCole Primaire (Parent eLoigne)		1	0.2%
Disciples De Mon Pere		1	0.2%
Domestique		5	1.2%
Domestique Et Son Fils Enfants De Mon Mari		1	0.2%
Ecole Coranique(Marab Et Eleve De L'Ecole		1	0.2%
Ecole Militaire = Heberge Par L'ArmeE		1	0.2%
Element De Meme Caserne		1	0.2%
Element Du Meme Regiment		2	0.5%
Elements Du Meme Corps		1	0.2%
Elements Du Meme Regiment		1	0.2%
Empleador		2	0.5%
Employe De Champ		1	0.2%
Employeur		9	2.1%

File : sn_qb_house

q307_b: Specify the other person

Value	Label	Cases	Percentage
En Caserne		2	0.5%
En Caserne De Gendarmerie		1	0.2%
En Caserne De Gendarmerie Avec Des Gendarmes		1	0.2%
En Collocation		1	0.2%
En Collocation Avec Des eTudiants		1	0.2%
En Internat Avec D'Autres eTudiants		1	0.2%
Enfants De Son Conjoint		1	0.2%
Enfants Du Conjoint Issu De Son Premier Mariage		1	0.2%
Epouse Enfants M6		2	0.5%
Epouses Du Pere		2	0.5%
Epoux De La SA'Ur		1	0.2%
Epoux De Le SA'Ur		1	0.2%
Ero Sistemata A Casa Della Famiglia Per Cui Lavoravo		1	0.2%
Etudiant		1	0.2%
Etudiant Collocation		1	0.2%
Etudiants		2	0.5%
Etudiants		1	0.2%
Famille De La Grand-Mere		2	0.5%
Famille De Mon Mari		1	0.2%
Famille Du Directeur D Ecole		1	0.2%
Femme Du Frere At Mes Nieces		1	0.2%
Fils Du Conjoint		1	0.2%
Formation Chez Les Religieux		1	0.2%
Foyer		1	0.2%
Foyer Alroes		1	0.2%
Frere Et Neveu De Mon Mari		1	0.2%

File : sn_qb_house

q307_b: Specify the other person

Value	Label	Cases	Percentage
Freres Damis Collegues Camp Militaire		1	0.2%
Grand Mere De Mon Mari		1	0.2%
Grand-MeRe		2	0.5%
Grands Parents +Oncles +Cousins		1	0.2%
Hermanos Y Compañeros De Piso		1	0.2%
Hija De La Mujer:Paloma		1	0.2%
Il Etait Dans Un Daara		1	0.2%
Inquilinos		7	1.7%
Internant Dans Une Ecole		2	0.5%
Internat		1	0.2%
Internat Au Lycee		1	0.2%
Internat Colleges Dautres Eleves		1	0.2%
Internat Religieux		1	0.2%
Internat eCole		1	0.2%
Jefe		1	0.2%
Jeunes Filles Du Meme Village		1	0.2%
L'Epouse De Mon Pere		1	0.2%
La Famille De Mon Mari		1	0.2%
La Femme De Mon FreRe Et Ses 4 Enfants		1	0.2%
La Femme De Mon FreRe Et Ses Enfants		2	0.5%
Le Conjoint De Ma Mere		1	0.2%
Le Fils De Mon Mari Sa Femme Et Ses Enfants		1	0.2%
Le Marabout De L'Ecole Coranique + Ses Disciples		1	0.2%
Le Marabout Et D Autres Enfants		1	0.2%

File : sn_qb_house

q307_b: Specify the other person

Value	Label	Cases	Percentage
Le Mari De Ma Fille Et Ses Enfants		1	0.2%
Le Petit Frere De Mon Mari Avec Sa Petite Famille		1	0.2%
Le Proprietaire De La Maison		1	0.2%
Les 2 Femmes De Mon Frere		1	0.2%
Les 2 Femmes De Mon Pere		1	0.2%
Les Compagnons Du Foyer		2	0.5%
Les Elements Du Même Camp Militaire		1	0.2%
Les Ouvriers Du Grand-Frere		1	0.2%
Les Parents D'Un Colleague De Service		2	0.5%
Les Parents De Mon Conjoint		1	0.2%
Les Parents De Mon Conjoint (Mari)		1	0.2%
Locataires		1	0.2%
Locataires Chambres		1	0.2%
Loge Chez Mon Patron Ou J'eTais Apprenti Cuisinier		1	0.2%
Ma Belle Famille Et Ma Coepouse		1	0.2%
Ma Belle Fille		1	0.2%
Ma Coepouse Et Ses Enfants		1	0.2%
MaiTre Coranique		1	0.2%
Maitre Coranique		2	0.5%
Maitre Coranique Et Les Disciples Coraniques		1	0.2%
Marabout		1	0.2%
Marabout Avec Sa Famille Et Ses Disciples		1	0.2%

File : sn_qb_house

q307_b: Specify the other person

Value	Label	Cases	Percentage
Marabout Ecole Coran + Disciples		3	0.7%
Marabout Ecole Coran + Ses Disciples		4	0.9%
Marabout Et Maitre Coranique		1	0.2%
Marabout Mon Tuteur		1	0.2%
Marabout, Pour eDucation Religieuse		1	0.2%
Mari De Ma SÅ'Ur Et Ses Enfants		1	0.2%
Marraine		2	0.5%
Mere De Son Mari Et Sa Famille		1	0.2%
Mes Beaux Freres		1	0.2%
Mes Coepouses Et Leurs Enfants		1	0.2%
Militaires		4	0.9%
Mon Marabout		3	0.7%
Mon Patron		1	0.2%
Ndiantigue(Tuteu		1	0.2%
Neveux Nieces		1	0.2%
Neveu		1	0.2%
Neveu Et Belle SÅ'Ur		1	0.2%
Neveux Et Nieces		1	0.2%
Neveux Nieces Co Epouse De Ma Mere		2	0.5%
NieCe Du Mari		1	0.2%
Oncle		8	1.9%
Oncle De Son Epouse		1	0.2%
Oncle Maternelle Et Sa Famille		1	0.2%
Oncle Paternel De Sa Belle Famille		1	0.2%
Oncle Paternel Et Sa Famille		1	0.2%
Oncles,Tantes,Co Grand_Mere		1	0.2%

File : sn_qb_house

q307_b: Specify the other person

Value	Label	Cases	Percentage
Ospitato In Una Famiglia Italiana		1	0.2%
Ostello Per I Giovani		1	0.2%
Padroni Di Casa		1	0.2%
Paisanos		5	1.2%
Parent Eloigne		2	0.5%
Parents Conjoints		1	0.2%
Parents De Conjoint		1	0.2%
Parents Du Conjoint		1	0.2%
Patron ,Sa Femme Et Ses Enfants		1	0.2%
Patron De Mon Mari Et Sa Famille		1	0.2%
Patron Employeur		1	0.2%
Pere Et Mere Du Conjoint		1	0.2%
Petite Fille Et Nieces		1	0.2%
Promotionnaire		1	0.2%
ProprieTaire De La Maison		1	0.2%
Proprietario Albergo		1	0.2%
Ressortissants Senegalais Dans Le Foyer De Bronx		1	0.2%
Sa Mere Est Decedee En 1985		1	0.2%
Service Militaire		1	0.2%
Ses Co Epouses		1	0.2%
Socio Affari		1	0.2%
Studiavo In Seminario		1	0.2%
Su Otra Mujer		1	0.2%
Suegra		1	0.2%
Suocera, Cognata E Altra Moglie Del Marito		1	0.2%
SÅ'Ur Juveviste (SÅ'Ur De Meme Congregation		1	0.2%

File : sn_qb_house

q307_b: Specify the other person

Value	Label	Cases	Percentage
SÅ'Urs Missionnaires		1	0.2%
Tante		3	0.7%
Tuteur		4	0.9%
Tuteur Et Sa Famille		1	0.2%
Un Ami De Mon Mari		1	0.2%
Un Autre Etudiant Colocataire		1	0.2%
Un Marabout		1	0.2%
Un Parent Poular		1	0.2%
Un Tuteur Mon Apprenti Et Sa Famille		1	0.2%
Un Vieux Avec Qui J'Habite Le Meme Village		1	0.2%
Une Amie De Mon Pere Et Sa Famille		1	0.2%
Une Amie De Notre Famille		1	0.2%
Une FrancAise Coordonnatrice D'Un Projet		1	0.2%
Une Tutrice		1	0.2%
Vecinos Del Mismo Pueblo		1	0.2%
Villageois		2	0.5%
Voisin Au Village Avec Sa Famille		1	0.2%
Voisins Locataires		1	0.2%
eTudians Colocataires		1	0.2%
.		6621	
.b		79	

Warning: these figures indicate the number of cases found in the data file. They cannot be interpreted as summary statistics of the population of interest.

q308: Who was at the that time the head of the HH

Information	[Type= discrete] [Format=numeric] [Range= 1-2147483624] [Missing=*]		
Statistics [NW/ W]	[Valid=6547 /-] [Invalid=577 /-]		
Universe	If q307 not in 0		
Literal question	308. Who was at that time the head of household?		
Value	Label	Cases	Percentage
1	Yourself	1050	16.0%

File : sn_qb_house

q308: Who was at the that time the head of the HH

Value	Label	Cases	Percentage
2	Someone else	5449	83.2%
12	Yourself and someone else	48	0.7%
Sysmiss		577	

Warning: these figures indicate the number of cases found in the data file. They cannot be interpreted as summary statistics of the population of interest.

q309: And you were yourself

Information	[Type= discrete] [Format=numeric] [Range= 1-2147483624] [Missing=*]
Statistics [NW/ W]	[Valid=7111 /-] [Invalid=13 /-]
Literal question	309. And you were yourself:
Post-question	If q309 not in 1 => 311

Value	Label	Cases	Percentage
1	Living rent free	4895	68.8%
2	Tenant or participating in payment of rent	1842	25.9%
3	Owner or leaseholder	202	2.8%
4	Resident in a hostel (workers), student residence	118	1.7%
5	Other, Specify	54	0.8%
Sysmiss		13	

Warning: these figures indicate the number of cases found in the data file. They cannot be interpreted as summary statistics of the population of interest.

q310: You were housed by

Information	[Type= discrete] [Format=numeric] [Range= 1-2147483624] [Missing=*]
Statistics [NW/ W]	[Valid=4820 /-] [Invalid=2304 /-]
Universe	If q309 in 1
Literal question	310. You were housed by...

Value	Label	Cases	Percentage
1	Your partner, owner of the house	307	6.4%
2	Your partner, not owner of the house	579	12.0%
3	Your parents who were owners	1829	37.9%
4	Your parents who were not owners	636	13.2%
5	Another member of the family	1116	23.2%
6	A friend	92	1.9%
7	Other, specify	261	5.4%
Sysmiss		2304	

Warning: these figures indicate the number of cases found in the data file. They cannot be interpreted as summary statistics of the population of interest.

q310_a: Specify the other who housed you

Information	[Type= discrete] [Format=character] [Missing=*./b]
Statistics [NW/ W]	[Valid=241 /-] [Invalid=6882 /-]
Universe	If q309 in 1 If q310 in 7
Literal question	310. You were housed by... Other => Specify

Value	Label	Cases	Percentage
5		1	0.4%

File : sn_qb_house

q310_a: Specify the other who housed you

Value	Label	Cases	Percentage
Alquiler		1	0.4%
Ami De Mon Pere Lui Meme Proprietaire		1	0.4%
Ami Du Pere		1	0.4%
Amie De MameRe		1	0.4%
Amies De Ma SÅ'Ur		1	0.4%
ArmeE		4	1.7%
ArmeE (Caserne)		1	0.4%
Armee		7	2.9%
Armee Etat Major		1	0.4%
Armee Francaise		4	1.7%
Armee Segalaise		1	0.4%
Armee Senegalaise		5	2.1%
Au Paire Dans Une Famille		2	0.8%
Avec Mon Patron		1	0.4%
Beaux Parents		1	0.4%
Belle Famille		1	0.4%
Camp		1	0.4%
Camp De Gendarmerie		2	0.8%
Camp Militaire		8	3.3%
Camp Militaire Dakar Bango		1	0.4%
Camp Militaires		1	0.4%
Campus Universitaire		1	0.4%
Cantonnement Etat Major Armee		1	0.4%
Casa Del Jefe		1	0.4%
Caserne		1	0.4%
Caserne Gendarmerie		1	0.4%
Caserne Militaire		2	0.8%
Cdeao		1	0.4%
Centre D'Accueil		1	0.4%
Che Un Guide Spirituel Pour Approfondir Mes Connai		1	0.4%

File : sn_qb_house

q310_a: Specify the other who housed you

Value	Label	Cases	Percentage
Chef De Village		1	0.4%
Chez Les SA'Urs		1	0.4%
Chez Un Guide Spirituel Pour Approfondir Mes Conna		2	0.8%
Cite Pour Employes		1	0.4%
Club Sportif		1	0.4%
Colonel Commission Armee		1	0.4%
Cooperativa Di Lavoro		1	0.4%
Daara Coranique Avec Maitre Coranique		1	0.4%
Dans Un Camp		1	0.4%
Dans Une Ecole		2	0.8%
Dara		3	1.2%
Datore Di Lavoro		2	0.8%
Datore Lavoro		2	0.8%
Des Modou-Modou		1	0.4%
Directeur D Ecole Ou J Enseignais L Arabe		1	0.4%
Ecole Coranique		2	0.8%
Elle Estcoproprietaire Avec Mon Frerequi Est Le Cm		1	0.4%
Embassade Senegalaise		1	0.4%
Empleador		8	3.3%
Empleador Particular		1	0.4%
Employeur		1	0.4%
Employeur		17	7.1%
Employeur Pas Proprietaire		1	0.4%
Enam Ecole Nationale D Administration Et De La Ma		1	0.4%
Famiglia Italiana		1	0.4%
Famille D'Accueil		1	0.4%

File : sn_qb_house

q310_a: Specify the other who housed you

Value	Label	Cases	Percentage
Camarade D'Un Classe			
Famille D'Accueille		1	0.4%
Famille Du Conjoint		1	0.4%
Fattoria		1	0.4%
Fonction Publique		1	0.4%
Foyer Migrant Travailleur		1	0.4%
FreRe		1	0.4%
Gardien HeBerge Par L'Employeur		1	0.4%
Gardienne HeBergeE Par L'Employeur		1	0.4%
Gendarmerie Camp		1	0.4%
Hopital		1	0.4%
Il Partage La Maison Avec Ses SÅ'Urs		1	0.4%
Instution D'Accueil Etudiante		1	0.4%
Internat		1	0.4%
J'Etai Au Service Militaire		1	0.4%
Jefe		1	0.4%
Jefe De Trabajo		1	0.4%
L armee francaise		1	0.4%
L'Ami De Mon PeRe		1	0.4%
La SocieTe Ou Je Travaillais		2	0.8%
Laurent Bouyer		1	0.4%
LeGion eTrangeRe		4	1.7%
Les Parents D'Un Colleague De Service		1	0.4%
Logement Administratif		16	6.6%
Logement AdministratifÅµ		1	0.4%
Logement Administrative		1	0.4%

File : sn_qb_house

q310_a: Specify the other who housed you

Value	Label	Cases	Percentage
Logement De Fonction		15	6.2%
Logement De Fonction Administratif		1	0.4%
Logement De Fonction Du Conjoint		1	0.4%
Logement De Fonction Par La Mairie		1	0.4%
Logements Des Hopitaux		1	0.4%
Logment Fonction L Enquete Est Pharmacien		1	0.4%
Maison D'Heritage		1	0.4%
Maison De Fonction		4	1.7%
Maison Dheritage		2	0.8%
Maison Familial		1	0.4%
Maison Familiale		6	2.5%
Marabout		6	2.5%
Mon Marabout		5	2.1%
Mon Patron		2	0.8%
Mon Patron Qui Me Loge		1	0.4%
Notre Marabout Avait Une Maison LaBas		1	0.4%
Oncle Paternel		1	0.4%
Par Le Service		4	1.7%
Par Son Employeur		1	0.4%
Pas Paye De Loyer Au Debut, Puis Paye Par Conjoint		1	0.4%
Patron		1	0.4%
Pere Et Mere Resident En Titre		1	0.4%
Pere Mere Resident En Titre		1	0.4%
Polytechnique		1	0.4%
Por Trabajo		1	0.4%

File : sn_qb_house

q310_a: Specify the other who housed you

Value	Label	Cases	Percentage
Port De Rattachement De Son Bateau(Employeu Prete		1	0.4%
Pritane		1	0.4%
ProprieTe Familiale(De La MeRe De Ses FreRes Et So		1	0.4%
Roulotte		1	0.4%
Sde		2	0.8%
Seminario		1	0.4%
Sosuh(Site): Employeur		1	0.4%
Tante		1	0.4%
Tuteur		9	3.7%
Un Ami De Mon Pere		1	0.4%
Un Vieux Originaire De Notre Village		1	0.4%
Une Personne Que J Ai Connu La Bas		1	0.4%
Universite		1	0.4%
eCole Militaire		1	0.4%
.		6855	
.b		27	

Warning: these figures indicate the number of cases found in the data file. They cannot be interpreted as summary statistics of the population of interest.

q311: What type of accommodation did you have

Information	[Type= discrete] [Format=numeric] [Range= 1-2147483624] [Missing=*]
Statistics [NW/ W]	[Valid=7081 /-] [Invalid=43 /-]
Literal question	311. What type of accommodation did you have?

Value	Label	Cases	Percentage
1	A room	764	10.8%
2	An apartment	1672	23.6%
3	A traditional house	938	13.2%
4	A multi-storey compound house	872	12.3%
5	A single storey compound house	2744	38.8%
6	Other, Specify	91	1.3%
Sysmiss		43	

Warning: these figures indicate the number of cases found in the data file. They cannot be interpreted as summary statistics of the population of interest.

q311_a: Specify the other type of accommodation

Information	[Type= discrete] [Format=character] [Missing=*/.b]
Statistics [NW/ W]	[Valid=84 /-] [Invalid=3 /-]

File : sn_qb_house

q311_a: Specify the other type of accommodation

Universe		If q311 in 6	
Literal question		311. What type of accommodation did you have? Other => Specify	
Value	Label	Cases	Percentage
1		1	1.2%
2		5	6.0%
2	PieCes Cite U	1	1.2%
3	Chambres	1	1.2%
4		4	4.8%
	Anciennes Barraques En Bois Des Harkis	1	1.2%
	Appartement Universitaires	1	1.2%
	ArmeE	1	1.2%
	Camp	1	1.2%
	Camp Caserne Militaire	1	1.2%
	Camp Gendarmerie	1	1.2%
	Camp Militaire	11	13.1%
	Campus Universitaire	2	2.4%
	Cantonnement	1	1.2%
	Cantonnement Militaire	3	3.6%
	Cantonnement militaire	1	1.2%
	Casa Movil	1	1.2%
	Caserne	4	4.8%
	Chambre De Bonne	1	1.2%
	Cite U	1	1.2%
	Concession	1	1.2%
	Concession De Plusieurs Maisons	1	1.2%
	Contonnement Camp	1	1.2%
	Dans Un Camp	1	1.2%
	Deux Chambres	1	1.2%
	Dortoir	2	2.4%
	Dortoire	1	1.2%
	Dortoire Militaire	1	1.2%
	Dortoirs	6	7.1%
	Dortoirs Internat	2	2.4%
	Foyer	1	1.2%

File : sn_qb_house

q311_a: Specify the other type of accommodation

Value	Label	Cases	Percentage
Garage		1	1.2%
Grand Studio		1	1.2%
Habitacion Hotel		1	1.2%
HÃ Tel		4	4.8%
Lit Dans Un Compartiment Commun		1	1.2%
Nave De Cortijo		1	1.2%
Piece De Vie En Arriere Boutique D'Un Commerce		1	1.2%
Residence		1	1.2%
Residence Universitaire		6	7.1%
Roulotte		1	1.2%
Studio		1	1.2%
Un Grand Batiment A Etages Chambre Commune		1	1.2%
Une Chambre En Foyer		1	1.2%
Une Maison Avec Terrasse		1	1.2%
Vivienda Varias Casitas		1	1.2%
.b		3	

Warning: these figures indicate the number of cases found in the data file. They cannot be interpreted as summary statistics of the population of interest.

q312: When you lived in this room/house, the financial situation was

Information	[Type= discrete] [Format=numeric] [Range= 1-2147483624] [Missing=*]
Statistics [NW/ W]	[Valid=7037 /-] [Invalid=87 /-]
Literal question	312. When you lived in this room/house, would you say that the financial situation of the household regarding the purchase of basic goods was...

Value	Label	Cases	Percentage
1	More than sufficient?	898	12.8%
2	Sufficient?	3983	56.6%
3	Just sufficient?	1685	23.9%
4	Insufficient?	471	6.7%
Sysmiss		87	

Warning: these figures indicate the number of cases found in the data file. They cannot be interpreted as summary statistics of the population of interest.

q313: Would you say that your living conditions were

Information	[Type= discrete] [Format=numeric] [Range= 1-2147483624] [Missing=*]
Statistics [NW/ W]	[Valid=6971 /-] [Invalid=153 /-]
Literal question	313. And relative to other people from the village/town/city where you were living, on average, would you say that your living conditions were...
Post-question	NEXT HOUSES => Next page / Additional sheets

File : sn_qb_house

q13: Would you say that your living conditions were

Otherwise, go to HISTORY OF ACTIVITY AND INACTIVITY MODULE => Page 22

Value	Label	Cases	Percentage
1	Better?	1637	23.5%
2	Equivalent?	4346	62.3%
3	Less good?	988	14.2%
Sysmiss		153	

Warning: these figures indicate the number of cases found in the data file. They cannot be interpreted as summary statistics of the population of interest.

q18: Which is the last school year you attended

Information	[Type= discrete] [Format=numeric] [Range= 0-2147483624] [Missing=*]
Statistics [NW/ W]	[Valid=7116 /-] [Invalid=8 /-]
Literal question	Q18. Let's talk about your studies: Which is the last school year you attended?
Post-question	If q18 in 0, 1, 2, 3, 4, 5, 6, 7 => Go to the "Activity" module
Interviewer's instructions	- If EGO has no formal education: Encircle the code 00 below - If EGO has some formal education: Encircle the corresponding code

Value	Label	Cases	Percentage
0	None	1618	22.7%
1	Pre-school (nursery school)	18	0.3%
2	Pre-school	80	1.1%
3	First year primary	91	1.3%
4	2nd year primary	160	2.2%
5	3rd year primary	201	2.8%
6	4th year primary	175	2.5%
7	5th year primary	1179	16.6%
8	1st year secondary	185	2.6%
9	2nd year secondary	196	2.8%
10	3rd year secondary	257	3.6%
11	4th year secondary	820	11.5%
12	1st year high school	263	3.7%
13	2nd year high school	250	3.5%
14	Final year high school	410	5.8%
15	1st year (DEUG1 or equivalent) / BTS1	121	1.7%
16	2nd year (DEUG2 or equivalent) / BTS2	299	4.2%
17	3rd year (BA or equivalent)	156	2.2%
18	4th year (MA or equivalent)	206	2.9%
19	5th year (DESS,DEA or equivalent)	228	3.2%
20	6th year (PhD studies)	203	2.9%
Sysmiss		8	

Warning: these figures indicate the number of cases found in the data file. They cannot be interpreted as summary statistics of the population of interest.

flag_age: Less than 25 years and more than 75 years

Information	[Type= discrete] [Format=numeric] [Range= 0-1] [Missing=*]
Statistics [NW/ W]	[Valid=7124 /-] [Invalid=0 /-]
Definition	The migrant is younger than 25 or older than 75 at the time of the survey.
Notes	These individuals have ages very close to the thresholds 25-75.

File : sn_qb_house**# flag_age: Less than 25 years and more than 75 years**

Value	Label	Cases	Percentage
0	No	7099	99.6%
1	Yes	25	0.4%

Warning: these figures indicate the number of cases found in the data file. They cannot be interpreted as summary statistics of the population of interest.

flag_arrival: First migration in Europe before 18

Information	[Type= discrete] [Format=numeric] [Range= 0-1] [Missing=*]
Statistics [NW/ W]	[Valid=4104 /-] [Invalid=3020 /-]
Definition	The migrant (current or returnee) arrived in Europe the 1st time before 18.

Value	Label	Cases	Percentage
0	No	4057	98.9%
1	Yes	47	1.1%
Systemiss		3020	

Warning: these figures indicate the number of cases found in the data file. They cannot be interpreted as summary statistics of the population of interest.

flag_visitor: Resident in Europe but surveyed in Africa

Information	[Type= discrete] [Format=numeric] [Range= 0-1] [Missing=*]
Statistics [NW/ W]	[Valid=7124 /-] [Invalid=0 /-]
Definition	The migrant was living in Europe at the time of the survey, but was surveyed in Africa during a visit.
Notes	In these cases, id_country = country of residence in Europe (even though the questionnaire was filled in in Senegal)

Value	Label	Cases	Percentage
0	No	7109	99.8%
1	Yes	15	0.2%

Warning: these figures indicate the number of cases found in the data file. They cannot be interpreted as summary statistics of the population of interest.

weight_eur: Weighting normalized on the 3 european countries

Information	[Type= continuous] [Format=numeric] [Range= 0.123741947114468-2.92577934265137] [Missing=*]
Statistics [NW/ W]	[Valid=2834 /-] [Invalid=4290 /-]
Definition	Use when working on the European countries pooled together (for example, the Senegalese population sampled in France, Italy and Spain). It should not be used if the analyses include individuals surveyed in Africa.

weight_all: Weighting normalized on the 4 countries

Information	[Type= continuous] [Format=numeric] [Range= 0.043433666229248-7.21617412567139] [Missing=*]
Statistics [NW/ W]	[Valid=7124 /-] [Invalid=0 /-]
Definition	Use when working on all countries of the MAFE survey (for example, Senegalese population from Senegalese, French, Italian and Spanish samples).

weight_ctry: Weighting normalized by country

Information	[Type= continuous] [Format=numeric] [Range= 0.054081816226244-5.26600313186646] [Missing=*]
Statistics [NW/ W]	[Valid=7124 /-] [Invalid=0 /-]
Definition	Use when working on a single country (for example, the Senegalese population sampled only in Senegal, or in any single European country).

File : sn_qb_activity

ident: Biographic individual identifier

Information [Type= discrete] [Format=character] [Missing=*]

Statistics [NW/ W] [Valid=7293 /-] [Invalid=0 /-]

id_country: Country of the survey

Information [Type= discrete] [Format=character] [Missing=*]

Statistics [NW/ W] [Valid=7293 /-] [Invalid=0 /-]

Definition
Country where the data was collected:
- Es = Spain
- Fr = France
- It = Italy
- Sn = Senegal

Value	Label	Cases	Percentage
Es		1037	14.2%
Fr		1117	15.3%
It		926	12.7%
Sn		4213	57.8%

Warning: these figures indicate the number of cases found in the data file. They cannot be interpreted as summary statistics of the population of interest.

n_menage: ID of the HH

Information [Type= continuous] [Format=numeric] [Range= 3-2011] [Missing=*]

Statistics [NW/ W] [Valid=4582 /-] [Invalid=2711 /-]

Definition
Household ID
Only available for Africa

n_indiv: ID of the individual in the HH

Information [Type= continuous] [Format=numeric] [Range= 0-100] [Missing=*]

Statistics [NW/ W] [Valid=4535 /-] [Invalid=2758 /-]

Definition
ID of each individual within her/his household
Only available for Africa

num_dr: Constructed ID of the PSU

Information [Type= discrete] [Format=character] [Missing=*]

Statistics [NW/ W] [Valid=4232 /-] [Invalid=0 /-]

Definition
Survey area ID
Only available for Africa

Value	Label	Cases	Percentage
01		26	0.6%
02		62	1.5%
03		88	2.1%
04		44	1.0%
05		74	1.7%
06		86	2.0%
07		75	1.8%
08		66	1.6%
09		65	1.5%
10		106	2.5%
11		62	1.5%

File : sn_qb_activity

num_dr: Constructed ID of the PSU

Value	Label	Cases	Percentage
12		66	1.6%
13		101	2.4%
14		75	1.8%
15		41	1.0%
16		50	1.2%
17		65	1.5%
18		75	1.8%
19		62	1.5%
20		50	1.2%
21		72	1.7%
22		58	1.4%
23		81	1.9%
24		62	1.5%
25		82	1.9%
26		52	1.2%
27		55	1.3%
28		49	1.2%
29		60	1.4%
30		55	1.3%
31		96	2.3%
32		58	1.4%
33		60	1.4%
34		87	2.1%
35		72	1.7%
36		88	2.1%
37		91	2.2%
38		73	1.7%
39		55	1.3%
40		68	1.6%
41		120	2.8%
42		71	1.7%
43		89	2.1%
44		48	1.1%
45		79	1.9%
46		125	3.0%
47		73	1.7%
48		79	1.9%
49		48	1.1%
50		71	1.7%
51		72	1.7%
52		57	1.3%
53		74	1.7%
54		92	2.2%

File : sn_qb_activity

num_dr: Constructed ID of the PSU

Value	Label	Cases	Percentage
55		65	1.5%
56		57	1.3%
57		44	1.0%
58		78	1.8%
59		106	2.5%
60		71	1.7%

Warning: these figures indicate the number of cases found in the data file. They cannot be interpreted as summary statistics of the population of interest.

strata_area: Strate of the CD defined by the population census

Information	[Type= discrete] [Format=numeric] [Range= 1-10] [Missing=*]
Statistics [NW/ W]	[Valid=4232 /-] [Invalid=3061 /-]
Definition	Migration prevalence in each survey area, defined using the 2002 Census Only available for Africa

Value	Label	Cases	Percentage
1		421	9.9%
2		432	10.2%
3		417	9.9%
4		414	9.8%
5		379	9.0%
6		450	10.6%
7		441	10.4%
8		374	8.8%
9		517	12.2%
10		387	9.1%
Sysmiss		3061	

Warning: these figures indicate the number of cases found in the data file. They cannot be interpreted as summary statistics of the population of interest.

strata_hh: HH with migrants

Information	[Type= discrete] [Format=numeric] [Range= 0-2] [Missing=*]
Statistics [NW/ W]	[Valid=4232 /-] [Invalid=3061 /-]
Definition	Stratification by household migrant status according to the screening survey Only available for Africa

Value	Label	Cases	Percentage
0	Non migrant HH	2805	66.3%
1	HH with returnee(s) or migrant(s) abroad	1427	33.7%
Sysmiss		3061	

Warning: these figures indicate the number of cases found in the data file. They cannot be interpreted as summary statistics of the population of interest.

strata_ind: Presence of migrant in the HH during the census

Information	[Type= discrete] [Format=numeric] [Range= 1-3] [Missing=*]
Statistics [NW/ W]	[Valid=4213 /-] [Invalid=3080 /-]
Definition	3 strata according to the individuals' migratory status Only available for Africa

Value	Label	Cases	Percentage
1	Return migrant	834	19.8%

File : sn_qb_activity

strata_ind: Presence of migrant in the HH during the census

Value	Label	Cases	Percentage
2	Partner of a migrant	369	8.8%
3	Other non migrant	3010	71.4%
Sysmiss		3080	

Warning: these figures indicate the number of cases found in the data file. They cannot be interpreted as summary statistics of the population of interest.

num_per: Period number

Information	[Type= discrete] [Format=numeric] [Range= 1-17] [Missing=*]
Statistics [NW/ W]	[Valid=7293 /-] [Invalid=0 /-]

Value	Label	Cases	Percentage
1		1668	22.9%
2		1626	22.3%
3		1405	19.3%
4		1052	14.4%
5		660	9.0%
6		382	5.2%
7		223	3.1%
8		130	1.8%
9		75	1.0%
10		35	0.5%
11		16	0.2%
12		8	0.1%
13		4	0.1%
14		4	0.1%
15		2	0.0%
16		2	0.0%
17		1	0.0%

Warning: these figures indicate the number of cases found in the data file. They cannot be interpreted as summary statistics of the population of interest.

q1: Sex

Information	[Type= discrete] [Format=numeric] [Range= 1-9999] [Missing=*]
Statistics [NW/ W]	[Valid=7293 /-] [Invalid=0 /-]

Pre-question	<p>PRESENTATION OF THE STUDY TO THE RESPONDENTS</p> <p>Hello, my name is I am taking part in a study about migration between Senegal and various countries in Europe, and on links between people living in Senegal and their families and friends who live abroad. Before we start, I'd like to briefly present the study to you, and inform you about your rights.</p> <p>This study has been organised by the University of Dakar, and several European research organisms: the Institut national d'études démographiques (Paris, France), the University of Pompeu Fabra (Barcelone, Espagne), FIERI (Turin, Italie), in collaboration with ENDA Tiers-Monde.</p> <p>WHY THIS STUDY? => Hand out the INFORMATION LEAFLET and present the study</p> <p>* For a number of years, African migration has been a major issue of public debate - in politics and the media, both in Africa and in Europe. However, this debate is often not based on real evidence, but rather on opinions.</p> <p>* In fact, the scale and causes of Senegalese migration are not very well known. We also don't know the real impacts of migration on the living conditions of Senegalese families or on Senegal's national development.</p> <p>* In this study, which is organised by both Senegalese and European researchers, we would like to produce statistical data based on the real life experiences of Senegalese people. We hope that this data will help us to understand migration better, including its effects on Senegal.</p>
---------------------	--

File : sn_qb_activity

q1: Sex

* The findings will be used to contribute to public debates gathering citizens, researchers and political decision-makers. The finale goal of this study is to link both real life experiences and migratory and development policies.

HOW IS THIS GOING TO HAPPEN?

* To carry out this study, we will meet people with very different migration experiences: people who have always stayed in Senegal; people who've lived abroad but have come back to Senegal; and people who remain in Europe.

* Some information has already been collected in January and February 2008, on households living in Dakar, mainly about life conditions and the families' relationship with their migrants.

* Today, this questionnaire involves questions about you, your life. There are questions about the places you have lived since your childhood; about your occupations and family life; the trips you have made abroad; and so on. All these questions will allow us to look at the relationships between whether people migrate or not, and their economic and family circumstances.

* Since everyone's experiences are different, the duration of the interview varies - it should be between half an hour, and a maximum of two hours, depending on your individual life history.

RIGHTS AND CONFIDENTIALITY OF ANSWERS

* If a question makes you feel uneasy, you are not obliged to answer. You can stop the interview at any time.

* We guarantee that all the information you provide us with will be kept confidential. Your name and address are not recorded in the questionnaire. Nobody will be able to identify you from the information that you give me.

Before we start: do you have any questions?

INTRODUCTION

Literal question

Q1. The respondent is:

Post-question

To begin with, I would like to note the major events and periods of your life on this grid. We will begin at the time of your birth. Later we will look at these periods of life in some more detail.

Interviewer's instructions

STUDY IN FRANCE: Hand out the CNIL letter to the interviewee.

In compliance with the law "informatique et libertés" of January 6, 1978, you have a right to access and rectify information concerning yourself.

To exercise this right, you should apply by mail, before the first July 2008, at INED. As data are anonymous, the correction will only be possible on presentation of your interviewee number.

Value	Label	Cases	Percentage
1	Man	3902	53.5%
2	Woman	3391	46.5%

Warning: these figures indicate the number of cases found in the data file. They cannot be interpreted as summary statistics of the population of interest.

q1a: Year of birth

Information

[Type= discrete] [Format=numeric] [Range= 1932-9999] [Missing=*]

Statistics [NW/ W]

[Valid=7293 /-] [Invalid=0 /-]

Literal question

Q1A. To start with, and to help us to set a time scale, could you tell me in which year you were born (or your age)?
Year of birth

Interviewer's instructions

AGEVEN: Locate year of birth in the grid, note 0 in the columns titled "age", and fill in these columns by retracing the age till the current age of the respondent.

Value	Label	Cases	Percentage
1932		5	0.1%
1933		17	0.2%
1934		44	0.6%
1935		32	0.4%
1936		15	0.2%
1937		2	0.0%
1938		27	0.4%
1939		33	0.5%
1940		41	0.6%

File : sn_qb_activity

q1a: Year of birth

Value	Label	Cases	Percentage
1941		21	0.3%
1942		32	0.4%
1943		55	0.8%
1944		25	0.3%
1945		43	0.6%
1946		45	0.6%
1947		92	1.3%
1948		57	0.8%
1949		65	0.9%
1950		86	1.2%
1951		92	1.3%
1952		83	1.1%
1953		119	1.6%
1954		118	1.6%
1955		146	2.0%
1956		123	1.7%
1957		123	1.7%
1958		157	2.2%
1959		161	2.2%
1960		236	3.2%
1961		147	2.0%
1962		239	3.3%
1963		231	3.2%
1964		206	2.8%
1965		210	2.9%
1966		208	2.9%
1967		227	3.1%
1968		258	3.5%
1969		191	2.6%
1970		305	4.2%
1971		240	3.3%
1972		349	4.8%
1973		276	3.8%
1974		239	3.3%
1975		215	2.9%
1976		175	2.4%
1977		256	3.5%
1978		204	2.8%
1979		211	2.9%
1980		228	3.1%
1981		176	2.4%
1982		226	3.1%
1983		176	2.4%

File : sn_qb_activity

q1a: Year of birth

Value	Label	Cases	Percentage
1984		5	0.1%

Warning: these figures indicate the number of cases found in the data file. They cannot be interpreted as summary statistics of the population of interest.

age_survey: Age at survey

Information	[Type= continuous] [Format=numeric] [Range= 25-77] [Missing=*]
Statistics [NW/ W]	[Valid=7293 /-] [Invalid=0 /-] [Mean=42.846 /-] [StdDev=11.245 /-]
Literal question	Q1A. To start with, and to help us to set a time scale, could you tell me in which year you were born (or your age)? Age
Interviewer's instructions	AGEVEN: Locate year of birth in the grid, note 0 in the columns titled "age", and fill in these columns by retracing the age till the current age of the respondent.

q18: Which is the last school year you attended

Information	[Type= discrete] [Format=numeric] [Range= 0-2147483624] [Missing=*]
Statistics [NW/ W]	[Valid=7282 /-] [Invalid=11 /-]
Literal question	Q18. Let's talk about your studies: Which is the last school year you attended?
Post-question	If q18 in 0, 1, 2, 3, 4, 5, 6, 7 => Go to the "Activity" module
Interviewer's instructions	- If EGO has no formal education: Encircle the code 00 below - If EGO has some formal education: Encircle the corresponding code

Value	Label	Cases	Percentage
0	None	1511	20.7%
1	Pre-school (nursery school)	19	0.3%
2	Pre-school	90	1.2%
3	First year primary	114	1.6%
4	2nd year primary	210	2.9%
5	3rd year primary	264	3.6%
6	4th year primary	234	3.2%
7	5th year primary	1361	18.7%
8	1st year secondary	213	2.9%
9	2nd year secondary	229	3.1%
10	3rd year secondary	303	4.2%
11	4th year secondary	852	11.7%
12	1st year high school	293	4.0%
13	2nd year high school	262	3.6%
14	Final year high school	410	5.6%
15	1st year (DEUG1 or equivalent) / BTS1	105	1.4%
16	2nd year (DEUG2 or equivalent) / BTS2	253	3.5%
17	3rd year (BA or equivalent)	130	1.8%
18	4th year (MA or equivalent)	161	2.2%
19	5th year (DESS,DEA or equivalent)	157	2.2%
20	6th year (PhD studies)	111	1.5%
Sysmiss		11	

Warning: these figures indicate the number of cases found in the data file. They cannot be interpreted as summary statistics of the population of interest.

q401d: Start year

Information	[Type= discrete] [Format=numeric] [Range= 1938-2147483624] [Missing=*]
--------------------	--

File : sn_qb_activity

q401d: Start year

Statistics [NW/ W] [Valid=7293 /-] [Invalid=0 /-]

Literal question 401D - 401F. Start and end years
Start year

Interviewer's instructions see AGEVEN
If ongoing cross out the end year

Value	Label	Cases	Percentage
1938		2	0.0%
1939		3	0.0%
1940		7	0.1%
1941		6	0.1%
1942		7	0.1%
1943		2	0.0%
1944		6	0.1%
1945		6	0.1%
1946		10	0.1%
1947		6	0.1%
1948		14	0.2%
1949		16	0.2%
1950		15	0.2%
1951		18	0.2%
1952		17	0.2%
1953		22	0.3%
1954		17	0.2%
1955		29	0.4%
1956		27	0.4%
1957		37	0.5%
1958		31	0.4%
1959		41	0.6%
1960		35	0.5%
1961		39	0.5%
1962		47	0.6%
1963		47	0.6%
1964		62	0.9%
1965		52	0.7%
1966		77	1.1%
1967		63	0.9%
1968		72	1.0%
1969		83	1.1%
1970		79	1.1%
1971		91	1.2%
1972		99	1.4%
1973		121	1.7%
1974		116	1.6%
1975		110	1.5%

File : sn_qb_activity

q401d: Start year

Value	Label	Cases	Percentage
1976		138	1.9%
1977		138	1.9%
1978		160	2.2%
1979		150	2.1%
1980		173	2.4%
1981		153	2.1%
1982		149	2.0%
1983		175	2.4%
1984		156	2.1%
1985		170	2.3%
1986		174	2.4%
1987		191	2.6%
1988		204	2.8%
1989		193	2.6%
1990		204	2.8%
1991		147	2.0%
1992		197	2.7%
1993		177	2.4%
1994		154	2.1%
1995		142	1.9%
1996		152	2.1%
1997		185	2.5%
1998		208	2.9%
1999		200	2.7%
2000		285	3.9%
2001		188	2.6%
2002		212	2.9%
2003		177	2.4%
2004		177	2.4%
2005		182	2.5%
2006		180	2.5%
2007		201	2.8%
2008		69	0.9%

Warning: these figures indicate the number of cases found in the data file. They cannot be interpreted as summary statistics of the population of interest.

q401f: End year

Information	[Type= discrete] [Format=numeric] [Range= 1938-2147483624] [Missing=*]
Statistics [NW/ W]	[Valid=5625 /-] [Invalid=1668 /-]
Literal question	401D - 401F. Start and end years End year
Interviewer's instructions	see AGEVEN If ongoing cross out the end year

Value	Label	Cases	Percentage
1938		1	0.0%

File : sn_qb_activity

q401f: End year

Value	Label	Cases	Percentage
1940		1	0.0%
1942		2	0.0%
1943		1	0.0%
1944		1	0.0%
1946		2	0.0%
1947		1	0.0%
1948		7	0.1%
1949		3	0.1%
1950		9	0.2%
1951		8	0.1%
1952		7	0.1%
1953		6	0.1%
1954		4	0.1%
1955		14	0.2%
1956		11	0.2%
1957		20	0.4%
1958		15	0.3%
1959		16	0.3%
1960		11	0.2%
1961		12	0.2%
1962		26	0.5%
1963		23	0.4%
1964		25	0.4%
1965		23	0.4%
1966		30	0.5%
1967		32	0.6%
1968		28	0.5%
1969		32	0.6%
1970		42	0.7%
1971		48	0.9%
1972		53	0.9%
1973		74	1.3%
1974		56	1.0%
1975		68	1.2%
1976		74	1.3%
1977		80	1.4%
1978		77	1.4%
1979		84	1.5%
1980		113	2.0%
1981		104	1.8%
1982		103	1.8%
1983		107	1.9%
1984		99	1.8%

File : sn_qb_activity

q401f: End year

Value	Label	Cases	Percentage
1985		115	2.0%
1986		111	2.0%
1987		137	2.4%
1988		138	2.5%
1989		136	2.4%
1990		202	3.6%
1991		147	2.6%
1992		197	3.5%
1993		177	3.1%
1994		154	2.7%
1995		142	2.5%
1996		152	2.7%
1997		185	3.3%
1998		208	3.7%
1999		200	3.6%
2000		285	5.1%
2001		188	3.3%
2002		212	3.8%
2003		177	3.1%
2004		177	3.1%
2005		182	3.2%
2006		180	3.2%
2007		201	3.6%
2008		69	1.2%
Sysmiss		1668	

Warning: these figures indicate the number of cases found in the data file. They cannot be interpreted as summary statistics of the population of interest.

q402: During this period you were primarily

Information	[Type= discrete] [Format=numeric] [Range= 1-2147483624] [Missing=*]
Statistics [NW/ W]	[Valid=7291 /-] [Invalid=2 /-]
Literal question	402. During this period, you were primarily:
Post-question	If q402 not in 2 => 406

Value	Label	Cases	Percentage
1	Studying (enrolled in an educational institution)	1615	22.2%
2	Economically active, including family help, apprentice/trainee or intern	3918	53.7%
3	Unemployed	370	5.1%
4	Homemaker	910	12.5%
5	Retired	50	0.7%
6	Other inactive	428	5.9%
Sysmiss		2	

Warning: these figures indicate the number of cases found in the data file. They cannot be interpreted as summary statistics of the population of interest.

File : sn_qb_activity

q402_a: Specify what you were

Information [Type= discrete] [Format=character] [Missing=*/b/.c]

Statistics [NW/ W] [Valid=383 /-] [Invalid=43 /-]

Universe If q402 in 6

Literal question 402. During this period, you were primarily:
Other inactive => Specify

Value	Label	Cases	Percentage
1		1	0.3%
3		1	0.3%
A La Maison		1	0.3%
A La Maison		163	42.6%
A La Maison A Ne Rien Faire		2	0.5%
A La Maison Aide Maman Au Foyer		1	0.3%
A La Maison Au Foyer		1	0.3%
A La Maison Maladie		1	0.3%
A La Maison Ne Faisiat Rien		1	0.3%
A La Maison Sans Activite		1	0.3%
A La Maison Sans Occupation		1	0.3%
A La Maison*		1	0.3%
A Lamaison		1	0.3%
A Lecole Coranique		1	0.3%
Alfabetizacion		1	0.3%
AnneE Sabatique		1	0.3%
Arabe		1	0.3%
ArreT De Travail (Maladie)		1	0.3%
ArreTer Ses ActiviteS En Raison Des Conflits ArmeS		1	0.3%
Au Daara		1	0.3%
Au Daara Enseignement Coranique		1	0.3%
Au Dairra		1	0.3%
Aucune Activite		1	0.3%
Aucune Activite Puis Maladive Et Malnutritive		1	0.3%

File : sn_qb_activity

q402_a: Specify what you were

Value	Label	Cases	Percentage
Aveugle De Naissance A La Maison		1	0.3%
Casa		1	0.3%
Chez Son Oncle		1	0.3%
ChÃ Mage		2	0.5%
Conge Parental		2	0.5%
Coran		1	0.3%
Dara		1	0.3%
Ecole Arabe		1	0.3%
Ecole Arabe Non Regulier		1	0.3%
Ecole Coranique		15	3.9%
Education Religieuse Par Un Marabout		1	0.3%
Eleve Coranique		1	0.3%
Eleve Dans Une Ecole Coranique		1	0.3%
Elle N'Etait Pas Encore A L'Ecole Et Ne Fait Rien		1	0.3%
Elle Ne Fait Plus Rien		1	0.3%
En Casa		1	0.3%
En Casa Y Escuela Coranica		1	0.3%
En Casa.		2	0.5%
En Voyage		1	0.3%
Enfant		2	0.5%
Enfant A La Maison		2	0.5%
Era NiÃ±O Ayudaba Casa		2	0.5%
Escuela Coran		1	0.3%
Escuela Coranica		2	0.5%
Esta Buscando Trabajo		1	0.3%
Etudiait Dans Une Ecole Fraco Arabe Mais Pas Reg.		1	0.3%
Formatio, FrancAis, Association		1	0.3%
Formation		1	0.3%

File : sn_qb_activity

q402_a: Specify what you were

Value	Label	Cases	Percentage
Guerre En Casamance		1	0.3%
Handicap Physique		1	0.3%
Handicapee		1	0.3%
Handicapee, Femme Au Foyer		1	0.3%
Il A Abandonne Les Etudes		1	0.3%
Il Faut 7 Ans Pour Aller a L'eCole		1	0.3%
Il Voulait Etre Un Joueur Professionel		1	0.3%
Inactif		7	1.8%
Inactif A La Maison		1	0.3%
Inactif A La Maison		1	0.3%
Inactiva		1	0.3%
Inactiva Ama De Casa		1	0.3%
Inactive		1	0.3%
Inactive (Voyage + Enfant Longtemps Malade)		1	0.3%
Inactivo		4	1.0%
Inactivo(Nada)		1	0.3%
J Etais En Deuil J Ai Cesse Mes Activites		1	0.3%
Je N Avais Besoin De Travailler Meme A La Maison		1	0.3%
Je Ne Faisais Rien		1	0.3%
Je Ne Faisais Rien Puisque Malnutri Et Maladif		1	0.3%
Je Ne Savais Quoi Faire		1	0.3%
Je Suis Tombe Malade A Cette Periode		1	0.3%
Je Venais De Sortir De Ma Premiere Grossesse		1	0.3%

File : sn_qb_activity

q402_a: Specify what you were

Value	Label	Cases	Percentage
Jugando Con Otros NiÃ±Os		1	0.3%
Loue 1 Appt Avec Des Amis Et Faire La Fete A. Fill		1	0.3%
Maison		18	4.7%
Malade		10	2.6%
Malade Presque Paralyse		1	0.3%
Maladie		2	0.5%
MeNage a La Maison		1	0.3%
Mobilita'		1	0.3%
N'Est Pas Salarie De L'Association		1	0.3%
Na Jamais Travailler		1	0.3%
Nada		5	1.3%
Nada, En Casa		2	0.5%
Ne Faisais Rien Ne Cherchais Pas Du Travail		1	0.3%
Ne Faisait Rien		4	1.0%
Ne Faisait Rien A Cet Age		1	0.3%
No Cobraba Era Por Gusto		1	0.3%
No Hacia Nada		1	0.3%
Ocio, Jugador		1	0.3%
Parado		1	0.3%
Pas D Ecole		1	0.3%
Preparando Papeles Casa		1	0.3%
ProbleMe De Papiers= Inactif		1	0.3%
Reste A La Maison		1	0.3%
Rester A La Maison		3	0.8%
Rester A La Maison Sans Rien Faire		1	0.3%
Rester A La Maison a Ne Rien Faire		1	0.3%
Rester a La Maison Sans Rien Faire		1	0.3%

File : sn_qb_activity

q402_a: Specify what you were

Value	Label	Cases	Percentage
Retraite Spirituelle (Soufisme)		1	0.3%
Sans Emploi		1	0.3%
Sans Occupation		35	9.1%
Sans Occupations		1	0.3%
Sans Occupation		2	0.5%
Servicio Militar		1	0.3%
Sin Hacer Nada		2	0.5%
Sin Ocupacion		1	0.3%
Travaux Menagers A La Maison		1	0.3%
Voyage + Enfant Malade Longtemps		1	0.3%
a La Maison		3	0.8%
a La Maison. Je Ne Suis Pas Alle a L'eCole		1	0.3%
eCole Coranique		1	0.3%
.b		42	
.c		1	

Warning: these figures indicate the number of cases found in the data file. They cannot be interpreted as summary statistics of the population of interest.

q403: Profession in plain text

Information	[Type= discrete] [Format=character] [Missing=*]
Statistics [NW/ W]	[Valid=7293 /-] [Invalid=0 /-]
Universe	If q402 in 2
Literal question	403. What was your exact occupation during this period? What were your tasks? Plain text answer
Interviewer's instructions	Describe very precisely: occupation, level of qualification, sector, type of tasks EGO did/does

q403_c: What was your exact occupation during this period: 1st activity

Information	[Type= discrete] [Format=numeric] [Range= 111-805] [Missing=*]
Statistics [NW/ W]	[Valid=3885 /-] [Invalid=3408 /-]
Universe	If q402 in 2
Literal question	403. What was your exact occupation during this period? What were your tasks? 1st activity
Interviewer's instructions	Describe very precisely: occupation, level of qualification, sector, type of tasks EGO did/does
Notes	Codification of q403.

Value	Label	Cases	Percentage
111	Farmers	155	4.0%
112	Market gardeners, orchard workers (planters), nursery workers	20	0.5%
113	Livestock producers	9	0.2%
114	Herders, pastoralists	28	0.7%

File : sn_qb_activity

q403_c: What was your exact occupation during this period: 1st activity

Value	Label	Cases	Percentage
115	Mixed crop and livestock farmers	10	0.3%
116	Forestry and related workers, woodcutters	1	0.0%
117	Crop farm labourers, fishery workers	60	1.5%
118	Fishery and aquaculture labourers, hunters and gatherers, wholesale fish merchants	51	1.3%
122	Agricultural supervisors, water and forestry officials, farming technicians	2	0.1%
211	Hairdressers, beauticians and related workers (hair plaiters, etc.)	71	1.8%
212	Launderers and pressers	12	0.3%
214	Domestic servants: gardeners, kitchen boys, housekeeping supervisors, maids, home helpers, child carers (baby-sitters), domestic cleaners, watchmen	312	8.0%
215	Personal services workers not elsewhere classified (town crier, etc.)	8	0.2%
221	Travel attendants (transport and tourism): travel attendants and travel stewards, travel guides, receptionists	15	0.4%
222	Cooks, kitchen helpers, restaurant operators	60	1.5%
224	Waiters and bartenders, bellboys	55	1.4%
225	Building, cleaning and housekeeping supervisors	25	0.6%
226	Other restaurant and hotel workers not elsewhere classified: dishwashers, lift-boys, hotel cleaners, chambermaids, etc.	47	1.2%
231	Fire-fighters, police officers, prison guards	6	0.2%
232	Security guards, night watchmen	37	1.0%
233	Commissioned and non-commissioned armed forces officers and police officers	25	0.6%
234	Armed forces occupations, other ranks	48	1.2%
241	Salespersons	297	7.6%
242	Businessmen, entrepreneurs, freight forwarders, importers and exporters, wholesalers	29	0.7%
243	Shopkeepers, "boutique" salespersons, news-stand managers	28	0.7%
244	Shop salespersons, including petrol pump attendants, phone booth attendants (telecentre)	95	2.4%
245	Stall and market salespersons, including coal merchants	113	2.9%
246	Street vendors of food products	48	1.2%
247	Street vendors of non-food products (peddlers, door-to-door, etc.), shoe-shine boys, hawkers, newspaper sellers, etc. (In Senegal only: bana-bana, baol-baol)	268	6.9%
248	Tellers, cashiers and ticket clerks	17	0.4%
249	Other sales workers not elsewhere classified: fashion and other models, sales demonstrators, contact centre salespersons, food service counter attendants, salespersons not elsewhere classified, commercial agents, informal sector sales agents, etc.	41	1.1%
251	Car, taxi, van, motorcycle drivers	57	1.5%
252	Bus, coach, locomotive and tram drivers	18	0.5%
253	Transport conductors, "coxers"	8	0.2%
254	Drivers of animal-drawn vehicles and machinery (carts, etc.)	3	0.1%
255		2	0.1%
261	Child care workers and teachers' aides	28	0.7%
262	Nursing assistants	20	0.5%

File : sn_qb_activity

q403_c: What was your exact occupation during this period: 1st activity

Value	Label	Cases	Percentage
310	Handicraft workers not elsewhere classified	6	0.2%
311	Machinery mechanics and repairers (motor vehicles, agricultural and industrial machinery, bicycles, etc.), car mechanics, vulcanizers	102	2.6%
312	Building frame and related trades workers: house builders, bricklayers, stonemasons, stone cutters, splitters and carvers, carpenters and joiners, brick makers, etc.	94	2.4%
313	Building finishers and related trades workers: roofers, floor layers and tile setters, plasterers, glaziers, plumbers and pipe fitters, air conditioning and refrigeration mechanics, painters	84	2.2%
314	Electrical and electronic equipment installers and repairers: building and related electricians, electrical mechanics and fitters, power line installers and servicers, repairers (radio, TV, etc.)	54	1.4%
315	Food processing and related trades workers	31	0.8%
316	Wood treaters, cabinet-makers, joiners and related trades workers	83	2.1%
317	Garment and related trades workers: tailors, dressmakers, embroiderers, weavers, dyers, upholsterers, tanners, shoemakers, leather workers, etc.	187	4.8%
318	Metal treaters: blacksmiths, metal polishers, wheel grinders and tool sharpeners, welders, sheet and structural metal workers, scrap metal workers	71	1.8%
319	Handicraft workers: musical instrument makers and tuners, jewellery and precious-metal workers, potters, glass workers, sign writers, decorative painters, engravers and etchers, basket makers, mat and carpet weavers	11	0.3%
321	Assembly workers, assemblers (all industrial sectors); packaging workers	15	0.4%
322	Machine tool operators, stationary plant and machine operators, extraction or processing plant operators (all industrial sectors), turners	15	0.4%
323	Heavy truck and lorry drivers, mobile plant operators, mobile farm and forestry plant operators, earthmoving and related plant operators, crane and hoist operators, lifting truck operators, canoe steersmen, ships' deck crews and related workers	16	0.4%
324	Industrial workers not elsewhere classified	37	1.0%
401	Mining and construction labourers, semi-skilled manufacturing workers, labourers	215	5.5%
402	Freight handlers, dockers	30	0.8%
403	Material recording clerks: warehouse workers, etc.	27	0.7%
404	Street and related service workers not elsewhere classified: parkers, etc.	8	0.2%
405	Refuse workers, garbage and recycling collectors, refuse sorters, sweepers and related labourers	51	1.3%
406	Elementary health sector occupations: operating theatre assistant, medication distributors	7	0.2%
407	Orderlies, delivery boys, messengers, package deliverers and luggage porters	19	0.5%
408	Elementary workers not elsewhere classified	16	0.4%
501	Secretaries, typists and keyboard operators (word processing, teletyping, etc.)	47	1.2%
502	Customer services clerks, client information workers, (call centre workers, telephone switchboard operators, pollsters)	13	0.3%

File : sn_qb_activity

q403_c: What was your exact occupation during this period: 1st activity

Value	Label	Cases	Percentage
503	Numerical and material recording clerks, statistical, finance and insurance clerks: accounting and bookkeeping clerks, payroll clerks, stock clerks, transport clerks, etc.	40	1.0%
504	Clerical support workers not elsewhere classified: library workers, mail carriers and sorting clerks, coding, proof-reading and related clerks, scribes, filing and copying clerks	34	0.9%
604		1	0.0%
611	Chemical and physical science technicians, physical and engineering science technicians, (civil engineering, electricity, electronics, mechanical engineering, etc.) and life science technicians (biology, zoology, pedology, toxicology, etc.)	14	0.4%
612	Industrial technicians, draughtspersons	1	0.0%
613	Information and communications technicians, (operations, user support, computer network and systems technicians, Internet technicians, etc.)	11	0.3%
614	Telecommunications, broadcasting and audio-visual technicians	9	0.2%
616	Mining, manufacturing and construction supervisors	4	0.1%
617		3	0.1%
621	Financial associate professionals: securities and finance dealers and brokers, credit and loans officers, accountants, valuers and loss assessors, etc.	16	0.4%
622	Sales and purchasing agents: insurance representatives, commercial sales representatives (sales agents, commercial agents), buyers, trade brokers	17	0.4%
623	Business services agents: clearing and forwarding agents, conference and event planners, employment agents and contractors, real estate agents and property managers, etc.	10	0.3%
624	Regulatory government associate professionals (excluding police): customs and border inspectors, government tax and excise officials, government social benefits officials, government licensing officials, etc.	13	0.3%
625	Administrative, executive and specialized secretaries (legal, medical)	25	0.6%
626	Business and administration associate professionals not elsewhere classified	11	0.3%
631	Medical and pharmaceutical technicians	4	0.1%
641	Sports and fitness workers: athletes and sports players (wrestlers, etc.), sports coaches, instructors and officials, etc.	8	0.2%
642	Artistic and cultural associate professionals: gallery, museum and library technicians	1	0.0%
643	Other associate professionals not elsewhere classified	9	0.2%
713	Science and engineering professionals, including information technology	10	0.3%
714	Information and communications technology professionals (software and applications developers and analysts, Web and multimedia developers, database and network professionals)	6	0.2%
715	Architects, planners, surveyors and designers	5	0.1%
721	Social science professionals: demographers, economists, sociologists, anthropologists, philosophers, historians, psychologists, etc.	3	0.1%
722	Authors, journalists and related writers	1	0.0%
723	Librarians, archivists and curators	1	0.0%

File : sn_qb_activity

q403_c: What was your exact occupation during this period: 1st activity

Value	Label	Cases	Percentage
724	Translators, interpreters and other linguists	4	0.1%
731	Medical doctors	10	0.3%
732	Nursing and midwifery professionals	24	0.6%
733	Traditional healers, medicine men, traditional and complementary medicine professionals	1	0.0%
734	Other health professionals: dentists, pharmacists, orthophonists, physiotherapists, veterinary surgeons, etc.	4	0.1%
735	Social workers and educators	4	0.1%
736	ONG coordinators, leaders, managers	12	0.3%
741	University and higher education teachers, researchers	5	0.1%
742	Vocational education teachers	3	0.1%
743	Secondary education teachers	21	0.5%
744	Primary school teachers	22	0.6%
745	Early childhood educators	1	0.0%
746	Other teaching professionals: specialized educators, language teachers, arts teachers, etc.	17	0.4%
747	Teaching managers: primary and secondary school head teachers, teaching inspectors	5	0.1%
748	Other teaching professionals not elsewhere classified: careers advisers, supervisors, inspectors, peripatetic teachers, etc	8	0.2%
751	Visual artists: painters, sculptors, illustrators, designers	4	0.1%
752	Composers, musicians, singers, griots	8	0.2%
753	Actors, dancers and choreographers, artistic directors	11	0.3%
754	Photographers, interior designers and decorators	14	0.4%
755	Announcers on radio, television and other media	1	0.0%
756	Other artistic and cultural professionals not elsewhere classified	5	0.1%
761	Business and administration professionals (finance, marketing, public relations, accounting)	11	0.3%
763	Religious professionals: imams, marabouts, madrassa teachers, priests, pastors, evangelists, members of religious orders	16	0.4%
764	Other professionals not elsewhere classified	17	0.4%
801	Legislators: ministers, members of parliament, mayors, advisors	3	0.1%
802	Senior government officials (ambassador, consul, prefect, etc.)	4	0.1%
804	Managing directors and chief executives, senior managers (all sectors)	18	0.5%
805	Owners and managers of hotels, restaurants, commercial businesses and other services	7	0.2%
Sysmiss		3408	

Warning: these figures indicate the number of cases found in the data file. They cannot be interpreted as summary statistics of the population of interest.

q403_a: What was your exact occupation during this period: 2nd activity

Information	[Type= discrete] [Format=numeric] [Range= 111-753] [Missing=*]
Statistics [NW/ W]	[Valid=55 /-] [Invalid=7238 /-]
Universe	If q402 in 2
Literal question	403. What was your exact occupation during this period? What were your tasks? 2nd activity
Interviewer's instructions	Describe very precisely: occupation, level of qualification, sector, type of tasks EGO did/does

File : sn_qb_activity

q403_a: What was your exact occupation during this period: 2nd activity

Notes Codification of q403.

Value	Label	Cases	Percentage
111	Farmers	6	10.9%
114	Herders, pastoralists	2	3.6%
117	Crop farm labourers, fishery workers	3	5.5%
211	Hairdressers, beauticians and related workers (hair plaiters, etc.)	6	10.9%
212	Launderers and pressers	1	1.8%
214	Domestic servants: gardeners, kitchen boys, housekeeping supervisors, maids, home helpers, child carers (baby-sitters), domestic cleaners, watchmen	2	3.6%
222	Cooks, kitchen helpers, restaurant operators	3	5.5%
224	Waiters and bartenders, bellboys	2	3.6%
225	Building, cleaning and housekeeping supervisors	4	7.3%
226	Other restaurant and hotel workers not elsewhere classified: dishwashers, lift-boys, hotel cleaners, chambermaids, etc.	1	1.8%
241	Salespersons	3	5.5%
246	Street vendors of food products	2	3.6%
247	Street vendors of non-food products (peddlers, door-to-door, etc.), shoe-shine boys, hawkers, newspaper sellers, etc. (In Senegal only: bana-bana, baol-baol)	6	10.9%
310	Handicraft workers not elsewhere classified	2	3.6%
313	Building finishers and related trades workers: roofers, floor layers and tile setters, plasterers, glaziers, plumbers and pipe fitters, air conditioning and refrigeration mechanics, painters	2	3.6%
316	Wood treaters, cabinet-makers, joiners and related trades workers	2	3.6%
317	Garment and related trades workers: tailors, dressmakers, embroiderers, weavers, dyers, upholsterers, tanners, shoemakers, leather workers, etc.	1	1.8%
401	Mining and construction labourers, semi-skilled manufacturing workers, labourers	1	1.8%
402	Freight handlers, dockers	1	1.8%
403	Material recording clerks: warehouse workers, etc.	1	1.8%
404	Street and related service workers not elsewhere classified: parkers, etc.	2	3.6%
405	Refuse workers, garbage and recycling collectors, refuse sorters, sweepers and related labourers	1	1.8%
753	Actors, dancers and choreographers, artistic directors	1	1.8%
Sysmiss		7238	

Warning: these figures indicate the number of cases found in the data file. They cannot be interpreted as summary statistics of the population of interest.

q404: Were you

Information [Type= discrete] [Format=numeric] [Range= 1-2147483624] [Missing=*]

Statistics [NW/ W] [Valid=3909 /-] [Invalid=3384 /-]

Definition Wage-earner: answers 1 to 3
In non-wage employment: answers 4 to 7

Universe If q402 in 2

Literal question 404. Were you...

Post-question If q404 in 4, 5, 6, 7 => 406

File : sn_qb_activity

q404: Were you

Value	Label	Cases	Percentage
1	Higher-level occupation	149	3.8%
2	Skilled employee or worker	776	19.9%
3	Unskilled employee, worker, labourer	1183	30.3%
4	Employer	58	1.5%
5	Self-employed (w/o employees)	1070	27.4%
6	Apprentice/trainee, intern	358	9.2%
7	Helping family member in a family business or farm	315	8.1%
Sysmiss		3384	

Warning: these figures indicate the number of cases found in the data file. They cannot be interpreted as summary statistics of the population of interest.

q405: Who was your employer

Information	[Type= discrete] [Format=numeric] [Range= 1-2147483624] [Missing=*]
Statistics [NW/ W]	[Valid=2365 /-] [Invalid=4928 /-]
Universe	If q402 in 2 If q404 in 1, 2, 3
Literal question	405. Who was your employer?

Value	Label	Cases	Percentage
1	A public or semi-public administration (ECG)	418	17.7%
2	An International Organisation	23	1.0%
3	An association (co-operative, trade union, church, NGO...)	84	3.6%
4	An(other) private company	1472	62.2%
5	Private individual	368	15.6%
Sysmiss		4928	

Warning: these figures indicate the number of cases found in the data file. They cannot be interpreted as summary statistics of the population of interest.

q406: Would you say that during this period you had enough to live

Information	[Type= discrete] [Format=numeric] [Range= 1-2147483624] [Missing=*]
Statistics [NW/ W]	[Valid=7207 /-] [Invalid=86 /-]
Literal question	406. All-in-all would you say that during this period you had enough to live on from day-to-day?

Value	Label	Cases	Percentage
1	Yes, absolutely	5242	72.7%
2	No, not at all	683	9.5%
3	It depended	1282	17.8%
Sysmiss		86	

Warning: these figures indicate the number of cases found in the data file. They cannot be interpreted as summary statistics of the population of interest.

q407: During this period did you receive

Information	[Type= discrete] [Format=character] [Missing=*.a/.b/.c]
Statistics [NW/ W]	[Valid=7253 /-] [Invalid=39 /-]
Literal question	407. At one moment or another during this period, did you receive... Multiple answers
Post-question	If no resource => Check off and go to the next period
Interviewer's instructions	Read:

File : sn_qb_activity

q407: During this period did you receive

Value	Label	Cases	Percentage
0	No resource	3117	43.0%
1		2868	39.5%
1 2		1	0.0%
1 2		177	2.4%
1 2 4		1	0.0%
1 2 4 8		1	0.0%
1 2 5		2	0.0%
1 2 6		1	0.0%
1 2 7		2	0.0%
1 2 7 8		1	0.0%
1 2 8		19	0.3%
1 3		1	0.0%
1 3 5		1	0.0%
1 4		5	0.1%
1 4 2		1	0.0%
1 4 5		3	0.0%
1 4 5 8		1	0.0%
1 5		59	0.8%
1 5 2		3	0.0%
1 5 2 8		1	0.0%
1 5 4		2	0.0%
1 5 8		2	0.0%
1 6		7	0.1%
1 6 2		1	0.0%
1 6 8		2	0.0%
1 7		17	0.2%
1 7 8		2	0.0%
1 8		85	1.2%
1 8 5		1	0.0%
2		246	3.4%
2 1		3	0.0%
2 1 8		2	0.0%
2 3		2	0.0%
2 4		1	0.0%
2 4 8		1	0.0%
2 5		7	0.1%
2 5 6		1	0.0%
2 5 7 8		1	0.0%
2 5 8		1	0.0%
2 6		14	0.2%
2 6 8		2	0.0%
2 8		31	0.4%
3		29	0.4%

File : sn_qb_activity

q407: During this period did you receive

Value	Label	Cases	Percentage
3 2		1	0.0%
3 5		3	0.0%
4		28	0.4%
4 1		1	0.0%
4 2		3	0.0%
4 7		4	0.1%
4 8		6	0.1%
5		44	0.6%
5 1		1	0.0%
5 3		1	0.0%
5 3 8		1	0.0%
5 6		1	0.0%
5 8		4	0.1%
6		92	1.3%
6 2		13	0.2%
6 5		1	0.0%
6 7		1	0.0%
6 8		7	0.1%
7		18	0.2%
7 1		1	0.0%
7 1 8		1	0.0%
7 8		1	0.0%
8		275	3.8%
8 1		3	0.0%
8 2		9	0.1%
8 3		2	0.0%
8 5		3	0.0%
8 6		3	0.0%
.a		6	
.b		25	
.c		8	

Warning: these figures indicate the number of cases found in the data file. They cannot be interpreted as summary statistics of the population of interest.

q407_0: During this period did you receive: No earning

Information	[Type= discrete] [Format=numeric] [Range= 0-1] [Missing=*]		
Statistics [NW/ W]	[Valid=7292 /-] [Invalid=1 /-]		
Literal question	407. At one moment or another during this period, did you receive... No earning		
Interviewer's instructions	Read:		
Value	Label	Cases	Percentage
0	No	4175	57.3%
1	Yes	3117	42.7%
Sysmiss		1	

Warning: these figures indicate the number of cases found in the data file. They cannot be interpreted as summary statistics of the population of interest.

File : sn_qb_activity

q407_1: During this period did you receive: Wage, income from main activity

Information	[Type= discrete] [Format=numeric] [Range= 0-1] [Missing=*]
Statistics [NW/ W]	[Valid=7292 /-] [Invalid=1 /-]
Literal question	407. At one moment or another during this period, did you receive... A wage, income from your main activity
Interviewer's instructions	Read:

Value	Label	Cases	Percentage
0	No	6890	94.5%
1	Yes	402	5.5%
Sysmiss		1	

Warning: these figures indicate the number of cases found in the data file. They cannot be interpreted as summary statistics of the population of interest.

q407_2: During this period did you receive: Income from moonlighting

Information	[Type= discrete] [Format=numeric] [Range= 0-1] [Missing=*]
Statistics [NW/ W]	[Valid=7292 /-] [Invalid=1 /-]
Literal question	407. At one moment or another during this period, did you receive... Income from a secondary activity, e.g. moonlighting, small jobs, occasional employment
Interviewer's instructions	Read:

Value	Label	Cases	Percentage
0	No	6743	92.5%
1	Yes	549	7.5%
Sysmiss		1	

Warning: these figures indicate the number of cases found in the data file. They cannot be interpreted as summary statistics of the population of interest.

q407_3: During this period did you receive: Unemployment benefit

Information	[Type= discrete] [Format=numeric] [Range= 0-1] [Missing=*]
Statistics [NW/ W]	[Valid=7292 /-] [Invalid=1 /-]
Literal question	407. At one moment or another during this period, did you receive... An unemployment benefit
Interviewer's instructions	Read:

Value	Label	Cases	Percentage
0	No	7251	99.4%
1	Yes	41	0.6%
Sysmiss		1	

Warning: these figures indicate the number of cases found in the data file. They cannot be interpreted as summary statistics of the population of interest.

q407_4: During this period did you receive: Retirement/disability/other type of pension

Information	[Type= discrete] [Format=numeric] [Range= 0-1] [Missing=*]
Statistics [NW/ W]	[Valid=7292 /-] [Invalid=1 /-]
Literal question	407. At one moment or another during this period, did you receive... A retirement pension, disability pension, other type of pension
Interviewer's instructions	Read:

Value	Label	Cases	Percentage
0	No	7234	99.2%
1	Yes	58	0.8%
Sysmiss		1	

File : sn_qb_activity

q407_4: During this period did you receive: Retirement/disability/other type of pension

Warning: these figures indicate the number of cases found in the data file. They cannot be interpreted as summary statistics of the population of interest.

q407_5: During this period did you receive: Social benefit

Information [Type= discrete] [Format=numeric] [Range= 0-1] [Missing=*]

Statistics [NW/ W] [Valid=7292 /-] [Invalid=1 /-]

Literal question 407. At one moment or another during this period, did you receive...
Social benefits (family allowances, welfare benefits)

Interviewer's instructions Read:

Value	Label	Cases	Percentage
0	No	7148	98.0%
1	Yes	144	2.0%
Sysmiss		1	

Warning: these figures indicate the number of cases found in the data file. They cannot be interpreted as summary statistics of the population of interest.

q407_6: During this period did you receive: Scholarship

Information [Type= discrete] [Format=numeric] [Range= 0-1] [Missing=*]

Statistics [NW/ W] [Valid=7292 /-] [Invalid=1 /-]

Literal question 407. At one moment or another during this period, did you receive...
A scholarship

Interviewer's instructions Read:

Value	Label	Cases	Percentage
0	No	7146	98.0%
1	Yes	146	2.0%
Sysmiss		1	

Warning: these figures indicate the number of cases found in the data file. They cannot be interpreted as summary statistics of the population of interest.

q407_7: During this period did you receive: Income from rents, interests or other

Information [Type= discrete] [Format=numeric] [Range= 0-1] [Missing=*]

Statistics [NW/ W] [Valid=7292 /-] [Invalid=1 /-]

Literal question 407. At one moment or another during this period, did you receive...
Income from rents, interest or other capital income

Interviewer's instructions Read:

Value	Label	Cases	Percentage
0	No	7243	99.3%
1	Yes	49	0.7%
Sysmiss		1	

Warning: these figures indicate the number of cases found in the data file. They cannot be interpreted as summary statistics of the population of interest.

q407_8: During this period did you receive: Other resources

Information [Type= discrete] [Format=numeric] [Range= 0-1] [Missing=*]

Statistics [NW/ W] [Valid=7292 /-] [Invalid=1 /-]

Literal question 407. At one moment or another during this period, did you receive...
Other resources

Interviewer's instructions Read:

Value	Label	Cases	Percentage
0	No	6824	93.6%

File : sn_qb_activity

q407_8: During this period did you receive: Other resources

Value	Label	Cases	Percentage
1	Yes	468	6.4%
Sysmiss		1	

Warning: these figures indicate the number of cases found in the data file. They cannot be interpreted as summary statistics of the population of interest.

q407_NR: During this period did you receive: No answer

Information	[Type= discrete] [Format=numeric] [Range= 0-1] [Missing=*]
Statistics [NW/ W]	[Valid=7292 /-] [Invalid=1 /-]
Literal question	407. At one moment or another during this period, did you receive... No answer
Interviewer's instructions	Read:

Value	Label	Cases	Percentage
0	No	7253	99.5%
1	Yes	39	0.5%
Sysmiss		1	

Warning: these figures indicate the number of cases found in the data file. They cannot be interpreted as summary statistics of the population of interest.

q407p: Specify the other resources

Information	[Type= discrete] [Format=character] [Missing=*.a/.b/.c]
Statistics [NW/ W]	[Valid=44 /-] [Invalid=8 /-]
Universe	If q407_8 in 1
Literal question	407. At one moment or another during this period, did you receive... Other resources => Specify

Value	Label	Cases	Percentage
Aide De L'Entourage		1	2.3%
Aide De La Fac (Mais Pas Sous Forme De Bourse)		1	2.3%
Aide Des Amis		1	2.3%
Aide FinancieRe Des Parents, Stage		1	2.3%
Aide Mission		1	2.3%
Allocation De Formation		1	2.3%
Allocation Formation		1	2.3%
Allocations De Stage		1	2.3%
Argent De Poche		5	11.4%
Argent Gagne Par Ses Enfants (AineS)		1	2.3%
Argent Verse Par Enfants Et Petits-Enfants		1	2.3%

File : sn_qb_activity

q407p: Specify the other resources

Value	Label	Cases	Percentage
Ayuda De Su Padre		1	2.3%
Ayuda Del Padre		1	2.3%
Bourse Allocation Formation		1	2.3%
De Su Marido		1	2.3%
Dinero De Su Marido		2	4.5%
Envoie D'Argent Par Son PeRe		1	2.3%
Indemnité Club		1	2.3%
Indemnité Club De Sport		2	4.5%
Indemnité Sportives (Club)		1	2.3%
Indemnité Sportives(Club)		2	4.5%
Indemnités De Stage		1	2.3%
La Familia Le Ayudaba		1	2.3%
LogeE, Nourrie, Mais Non ReMuneReE		1	2.3%
Los Compañeros De Piso Le Ayudan		1	2.3%
Membre Actif Association Non Salarie, ReMuneRe En Fonction Des Prestations (Per Diemâ€) Pour Séminaires, Etudes De Projeta€)		1	2.3%
Mensualidad Papa		2	4.5%
Parents		2	4.5%
Paye Au Black		1	2.3%
Pension Parents		1	2.3%
Per Diem		1	2.3%
Pourboires		1	2.3%
Revenus De La Terre		1	2.3%
Su Familia Le Ayudaba		1	2.3%
Tenia Dinero Ahorrado		1	2.3%
.a		1	

File : sn_qb_activity

q407p: Specify the other resources

Value	Label	Cases	Percentage
.b		5	
.c		2	

Warning: these figures indicate the number of cases found in the data file. They cannot be interpreted as summary statistics of the population of interest.

q408: Amount per month

Information	[Type= continuous] [Format=numeric] [Range= 0-80000150000] [Missing=*]
Statistics [NW/ W]	[Valid=3660 /-] [Invalid=3633 /-]
Literal question	408. Taking into account all your income sources: what approximate amount of money did you personally have at your disposal per month at the end of this time period, after tax? Amount
Post-question	Next periods of ACTIVITY or INACTIVITY => Next page / Additional sheets Otherwise, go to HISTORY OF ASSETS AND BUSINESSES => Page 28 / Next page

q408_dev: Currency

Information	[Type= discrete] [Format=numeric] [Range= 1-2147483624] [Missing=*]
Statistics [NW/ W]	[Valid=3708 /-] [Invalid=3585 /-]
Literal question	408. Taking into account all your income sources: what approximate amount of money did you personally have at your disposal per month at the end of this time period, after tax? Currency
Post-question	Next periods of ACTIVITY or INACTIVITY => Next page / Additional sheets Otherwise, go to HISTORY OF ASSETS AND BUSINESSES => Page 28 / Next page

Value	Label	Cases	Percentage
1	CFA	2324	62.7%
2	Euro	1018	27.5%
3	Franc	204	5.5%
4	Lire	78	2.1%
5	Pesetas	36	1.0%
6	Other	48	1.3%
Sysmiss		3585	

Warning: these figures indicate the number of cases found in the data file. They cannot be interpreted as summary statistics of the population of interest.

q408_dev_a: Other currency

Information	[Type= discrete] [Format=character] [Missing=*.a/.c]
Statistics [NW/ W]	[Valid=32 /-] [Invalid=3 /-]
Universe	If q408_dev in 6
Literal question	408. Taking into account all your income sources: what approximate amount of money did you personally have at your disposal per month at the end of this time period, after tax? Other currency
Post-question	Next periods of ACTIVITY or INACTIVITY => Next page / Additional sheets Otherwise, go to HISTORY OF ASSETS AND BUSINESSES => Page 28 / Next page

Value	Label	Cases	Percentage
Dalassi		4	12.5%
Dhiram		1	3.1%
Difficile A Dire Selon Ego Car Cela Varie		1	3.1%
Dolares		1	3.1%

File : sn_qb_activity

q408_dev_a: Other currency

Value	Label	Cases	Percentage
Dollar Us		1	3.1%
Dollard		1	3.1%
Dollards		2	6.2%
Eleveur		1	3.1%
Escudos		1	3.1%
Evalue		1	3.1%
Florin		1	3.1%
Livre Sterling		2	6.2%
Livres Sterling		1	3.1%
Mark		1	3.1%
Mark Allemand		1	3.1%
Mouk		2	6.2%
Ougiya		1	3.1%
Ougouia		1	3.1%
Ougouya		1	3.1%
Ouguiya		2	6.2%
Ryals		1	3.1%
Sefas		1	3.1%
Sfa		2	6.2%
Um(Ouguiya)		1	3.1%
.a		2	
.c		1	

Warning: these figures indicate the number of cases found in the data file. They cannot be interpreted as summary statistics of the population of interest.

isco: ISCO codification

Information	[Type= continuous] [Format=numeric] [Range= 110-9629] [Missing=*]
Statistics [NW/ W]	[Valid=3880 /-] [Invalid=3413 /-]
Notes	International variable constructed from q403. List of the codes in a separate document.

isei: ISEI codification

Information	[Type= continuous] [Format=numeric] [Range= 10-89] [Missing=*]
Statistics [NW/ W]	[Valid=3880 /-] [Invalid=3413 /-]
Definition	International Socio Economic Index
Notes	Variable constructed from q403. See the nomenclature. List of the codes in a separate document.

flag_age: Less than 25 years and more than 75 years

Information	[Type= discrete] [Format=numeric] [Range= 0-1] [Missing=*]
Statistics [NW/ W]	[Valid=7293 /-] [Invalid=0 /-]
Definition	The migrant is younger than 25 or older than 75 at the time of the survey.
Notes	These individuals have ages very close to the thresholds 25-75.

Value	Label	Cases	Percentage
0	No	7271	99.7%
1	Yes	22	0.3%

Warning: these figures indicate the number of cases found in the data file. They cannot be interpreted as summary statistics of the population of interest.

File : sn_qb_activity

flag_arrival: First migration in Europe before 18

Information	[Type= discrete] [Format=numeric] [Range= 0-1] [Missing=*]
Statistics [NW/ W]	[Valid=4246 /-] [Invalid=3047 /-]
Definition	The migrant (current or returnee) arrived in Europe the 1st time before 18.

Value	Label	Cases	Percentage
0	No	4198	98.9%
1	Yes	48	1.1%
Sysmiss		3047	

Warning: these figures indicate the number of cases found in the data file. They cannot be interpreted as summary statistics of the population of interest.

flag_visitor: Resident in Europe but surveyed in Africa

Information	[Type= discrete] [Format=numeric] [Range= 0-1] [Missing=*]
Statistics [NW/ W]	[Valid=7293 /-] [Invalid=0 /-]
Definition	The migrant was living in Europe at the time of the survey, but was surveyed in Africa during a visit.
Notes	In these cases, id_country = country of residence in Europe (even though the questionnaire was filled in in Senegal)

Value	Label	Cases	Percentage
0	No	7274	99.7%
1	Yes	19	0.3%

Warning: these figures indicate the number of cases found in the data file. They cannot be interpreted as summary statistics of the population of interest.

weight_eur: Weighting normalized on the 3 european countries

Information	[Type= continuous] [Format=numeric] [Range= 0.123741947114468-2.92577934265137] [Missing=*]
Statistics [NW/ W]	[Valid=3080 /-] [Invalid=4213 /-]
Definition	Use when working on the European countries pooled together (for example, the Senegalese population sampled in France, Italy and Spain). It should not be used if the analyses include individuals surveyed in Africa.

weight_all: Weighting normalized on the 4 countries

Information	[Type= continuous] [Format=numeric] [Range= 0.043433666229248-7.21617412567139] [Missing=*]
Statistics [NW/ W]	[Valid=7293 /-] [Invalid=0 /-]
Definition	Use when working on all countries of the MAFE survey (for example, Senegalese population from Senegalese, French, Italian and Spanish samples).

weight_ctry: Weighting normalized by country

Information	[Type= continuous] [Format=numeric] [Range= 0.054081816226244-5.26600313186646] [Missing=*]
Statistics [NW/ W]	[Valid=7293 /-] [Invalid=0 /-]
Definition	Use when working on a single country (for example, the Senegalese population sampled only in Senegal, or in any single European country).

File : sn_qb_assets

ident: Biographic individual identifier

Information	[Type= discrete] [Format=character] [Missing=*]
Statistics [NW/ W]	[Valid=2097 /-] [Invalid=0 /-]
Definition	Individual identifiant = 1st letter of country + n° of questionnaire compost

id_country: Country of the survey

Information	[Type= discrete] [Format=character] [Missing=*]
Statistics [NW/ W]	[Valid=2097 /-] [Invalid=0 /-]
Definition	Country where the data was collected: - Es = Spain - Fr = France - It = Italy - Sn = Senegal

Value	Label	Cases	Percentage
Es		270	12.9%
Fr		312	14.9%
It		248	11.8%
Sn		1267	60.4%

Warning: these figures indicate the number of cases found in the data file. They cannot be interpreted as summary statistics of the population of interest.

n_menage: ID of the HH

Information	[Type= continuous] [Format=numeric] [Range= 3-2011] [Missing=*]
Statistics [NW/ W]	[Valid=598 /-] [Invalid=1499 /-]
Definition	Household ID Only available for Africa

n_indiv: ID of the individual in the HH

Information	[Type= continuous] [Format=numeric] [Range= 0-100] [Missing=*]
Statistics [NW/ W]	[Valid=592 /-] [Invalid=1505 /-]
Definition	ID of each individual within her/his household Only available for Africa

num_dr: Constructed ID of the PSU

Information	[Type= discrete] [Format=character] [Missing=*]
Statistics [NW/ W]	[Valid=1275 /-] [Invalid=0 /-]
Definition	Survey area ID Only available for Africa

Value	Label	Cases	Percentage
01		12	0.9%
02		18	1.4%
03		20	1.6%
04		17	1.3%
05		32	2.5%
06		18	1.4%
07		27	2.1%
08		21	1.6%
09		19	1.5%
10		30	2.4%

File : sn_qb_assets

num_dr: Constructed ID of the PSU

Value	Label	Cases	Percentage
11		21	1.6%
12		22	1.7%
13		37	2.9%
14		27	2.1%
15		14	1.1%
16		12	0.9%
17		18	1.4%
18		22	1.7%
19		16	1.3%
20		23	1.8%
21		23	1.8%
22		20	1.6%
23		19	1.5%
24		20	1.6%
25		32	2.5%
26		15	1.2%
27		19	1.5%
28		21	1.6%
29		20	1.6%
30		18	1.4%
31		27	2.1%
32		17	1.3%
33		22	1.7%
34		26	2.0%
35		23	1.8%
36		27	2.1%
37		23	1.8%
38		22	1.7%
39		15	1.2%
40		20	1.6%
41		30	2.4%
42		20	1.6%
43		25	2.0%
44		14	1.1%
45		21	1.6%
46		32	2.5%
47		16	1.3%
48		25	2.0%
49		18	1.4%
50		20	1.6%
51		18	1.4%
52		14	1.1%
53		17	1.3%

File : sn_qb_assets

num_dr: Constructed ID of the PSU

Value	Label	Cases	Percentage
54		24	1.9%
55		16	1.3%
56		16	1.3%
57		14	1.1%
58		22	1.7%
59		29	2.3%
60		29	2.3%

Warning: these figures indicate the number of cases found in the data file. They cannot be interpreted as summary statistics of the population of interest.

strata_area: Strate of the CD defined by the population census

Information	[Type= discrete] [Format=numeric] [Range= 1-10] [Missing=*]
Statistics [NW/ W]	[Valid=1275 /-] [Invalid=822 /-]
Definition	Migration prevalence in each survey area, defined using the 2002 Census Only available for Africa

Value	Label	Cases	Percentage
1		126	9.9%
2		127	10.0%
3		122	9.6%
4		131	10.3%
5		118	9.3%
6		123	9.6%
7		132	10.4%
8		118	9.3%
9		151	11.8%
10		127	10.0%
Sysmiss		822	

Warning: these figures indicate the number of cases found in the data file. They cannot be interpreted as summary statistics of the population of interest.

strata_hh: HH with migrants

Information	[Type= discrete] [Format=numeric] [Range= 0-2] [Missing=*]
Statistics [NW/ W]	[Valid=1275 /-] [Invalid=822 /-]
Definition	Stratification by household migrant status according to the screening survey Only available for Africa

Value	Label	Cases	Percentage
0	Non migrant HH	830	65.1%
1	HH with returnee(s) or migrant(s) abroad	445	34.9%
Sysmiss		822	

Warning: these figures indicate the number of cases found in the data file. They cannot be interpreted as summary statistics of the population of interest.

strata_ind: Presence of migrant in the HH during the census

Information	[Type= discrete] [Format=numeric] [Range= 1-3] [Missing=*]
Statistics [NW/ W]	[Valid=1268 /-] [Invalid=829 /-]
Definition	3 strata according to the individuals' migratory status Only available for Africa

File : sn_qb_assets

strata_ind: Presence of migrant in the HH during the census

Value	Label	Cases	Percentage
1	Return migrant	241	19.0%
2	Partner of a migrant	123	9.7%
3	Other non migrant	904	71.3%
Sysmiss		829	

Warning: these figures indicate the number of cases found in the data file. They cannot be interpreted as summary statistics of the population of interest.

num_prop: Asset number

Information	[Type= discrete] [Format=numeric] [Range= 1-9] [Missing=*]
Statistics [NW/ W]	[Valid=1031 /-] [Invalid=1066 /-]
Universe	If q20tot not in 0

Value	Label	Cases	Percentage
1		602	58.4%
2		240	23.3%
3		102	9.9%
4		47	4.6%
5		21	2.0%
6		9	0.9%
7		4	0.4%
8		4	0.4%
9		2	0.2%
Sysmiss		1066	

Warning: these figures indicate the number of cases found in the data file. They cannot be interpreted as summary statistics of the population of interest.

q1: Sex

Information	[Type= discrete] [Format=numeric] [Range= 1-9999] [Missing=*]
Statistics [NW/ W]	[Valid=2097 /-] [Invalid=0 /-]

Pre-question	<p>PRESENTATION OF THE STUDY TO THE RESPONDENTS</p> <p>Hello, my name is I am taking part in a study about migration between Senegal and various countries in Europe, and on links between people living in Senegal and their families and friends who live abroad. Before we start, I'd like to briefly present the study to you, and inform you about your rights.</p> <p>This study has been organised by the University of Dakar, and several European research organisms: the Institut national d'études démographiques (Paris, France), the University of Pompeu Fabra (Barcelone, Espagne), FIERI (Turin, Italie), in collaboration with ENDA Tiers-Monde.</p> <p>WHY THIS STUDY? => Hand out the INFORMATION LEAFLET and present the study</p> <p>* For a number of years, African migration has been a major issue of public debate - in politics and the media, both in Africa and in Europe. However, this debate is often not based on real evidence, but rather on opinions.</p> <p>* In fact, the scale and causes of Senegalese migration are not very well known. We also don't know the real impacts of migration on the living conditions of Senegalese families or on Senegal's national development.</p> <p>* In this study, which is organised by both Senegalese and European researchers, we would like to produce statistical data based on the real life experiences of Senegalese people. We hope that this data will help us to understand migration better, including its effects on Senegal.</p> <p>* The findings will be used to contribute to public debates gathering citizens, researchers and political decision-makers. The final goal of this study is to link both real life experiences and migratory and development policies.</p> <p>HOW IS THIS GOING TO HAPPEN?</p> <p>* To carry out this study, we will meet people with very different migration experiences: people who have always stayed in Senegal; people who've lived abroad but have come back to Senegal; and people who remain in Europe.</p>
---------------------	---

File : sn_qb_assets

q1: Sex

* Some information has already been collected in January and February 2008, on households living in Dakar, mainly about life conditions and the families' relationship with their migrants.
 * Today, this questionnaire involves questions about you, your life. There are questions about the places you have lived since your childhood; about your occupations and family life; the trips you have made abroad; and so on. All these questions will allow us to look at the relationships between whether people migrate or not, and their economic and family circumstances.
 * Since everyone's experiences are different, the duration of the interview varies - it should be between half an hour, and a maximum of two hours, depending on your individual life history.

RIGHTS AND CONFIDENTIALITY OF ANSWERS

* If a question makes you feel uneasy, you are not obliged to answer. You can stop the interview at any time.
 * We guarantee that all the information you provide us with will be kept confidential. Your name and address are not recorded in the questionnaire. Nobody will be able to identify you from the information that you give me.

Before we start: do you have any questions?

INTRODUCTION

Literal question

Q1. The respondent is:

Post-question

To begin with, I would like to note the major events and periods of your life on this grid. We will begin at the time of your birth. Later we will look at these periods of life in some more detail.

Interviewer's instructions

STUDY IN FRANCE: Hand out the CNIL letter to the interviewee.
 In compliance with the law "informatique et libertés" of January 6, 1978, you have a right to access and rectify information concerning yourself.
 To exercise this right, you should apply by mail, before the first July 2008, at INED. As data are anonymous, the correction will only be possible on presentation of your interviewee number.

Value	Label	Cases	Percentage
1	Man	1107	52.8%
2	Woman	990	47.2%

Warning: these figures indicate the number of cases found in the data file. They cannot be interpreted as summary statistics of the population of interest.

q1a: Year of birth

Information

[Type= discrete] [Format=numeric] [Range= 1932-9999] [Missing=*]

Statistics [NW/ W]

[Valid=2097 /-] [Invalid=0 /-]

Literal question

Q1A. To start with, and to help us to set a time scale, could you tell me in which year you were born (or your age)?
 Year of birth

Interviewer's instructions

AGEVEN: Locate year of birth in the grid, note 0 in the columns titled "age", and fill in these columns by retracing the age till the current age of the respondent.

Value	Label	Cases	Percentage
1932		1	0.0%
1933		7	0.3%
1934		8	0.4%
1935		8	0.4%
1936		7	0.3%
1937		1	0.0%
1938		7	0.3%
1939		9	0.4%
1940		19	0.9%
1941		5	0.2%
1942		11	0.5%
1943		17	0.8%
1944		7	0.3%
1945		18	0.9%

File : sn_qb_assets

q1a: Year of birth

Value	Label	Cases	Percentage
1946		20	1.0%
1947		31	1.5%
1948		21	1.0%
1949		21	1.0%
1950		33	1.6%
1951		28	1.3%
1952		27	1.3%
1953		35	1.7%
1954		34	1.6%
1955		33	1.6%
1956		39	1.9%
1957		37	1.8%
1958		60	2.9%
1959		43	2.1%
1960		64	3.1%
1961		43	2.1%
1962		58	2.8%
1963		66	3.1%
1964		43	2.1%
1965		46	2.2%
1966		65	3.1%
1967		63	3.0%
1968		76	3.6%
1969		47	2.2%
1970		79	3.8%
1971		67	3.2%
1972		98	4.7%
1973		76	3.6%
1974		70	3.3%
1975		56	2.7%
1976		48	2.3%
1977		74	3.5%
1978		63	3.0%
1979		58	2.8%
1980		66	3.1%
1981		59	2.8%
1982		66	3.1%
1983		57	2.7%
1984		2	0.1%

Warning: these figures indicate the number of cases found in the data file. They cannot be interpreted as summary statistics of the population of interest.

age_survey: Age at survey

Information	[Type= continuous] [Format=numeric] [Range= 25-77] [Missing=*]
Statistics [NW/ W]	[Valid=2097 /-] [Invalid=0 /-] [Mean=43.157 /-] [StdDev=11.643 /-]

File : sn_qb_assets

age_survey: Age at survey

Literal question	Q1A. To start with, and to help us to set a time scale, could you tell me in which year you were born (or your age)? Age
Interviewer's instructions	AGEVEN: Locate year of birth in the grid, note 0 in the columns titled "age", and fill in these columns by retracing the age till the current age of the respondent.

q18: Which is the last school year you attended

Information	[Type= discrete] [Format=numeric] [Range= 0-2147483624] [Missing=*]
Statistics [NW/ W]	[Valid=2093 /-] [Invalid=4 /-]
Literal question	Q18. Let's talk about your studies: Which is the last school year you attended?
Post-question	If q18 in 0, 1, 2, 3, 4, 5, 6, 7 => Go to the "Activity" module
Interviewer's instructions	- If EGO has no formal education: Encircle the code 00 below - If EGO has some formal education: Encircle the corresponding code

Value	Label	Cases	Percentage
0	None	498	23.8%
1	Pre-school (nursery school)	7	0.3%
2	Pre-school	20	1.0%
3	First year primary	26	1.2%
4	2nd year primary	53	2.5%
5	3rd year primary	71	3.4%
6	4th year primary	56	2.7%
7	5th year primary	341	16.3%
8	1st year secondary	53	2.5%
9	2nd year secondary	54	2.6%
10	3rd year secondary	76	3.6%
11	4th year secondary	228	10.9%
12	1st year high school	74	3.5%
13	2nd year high school	72	3.4%
14	Final year high school	129	6.2%
15	1st year (DEUG1 or equivalent) / BTS1	36	1.7%
16	2nd year (DEUG2 or equivalent) / BTS2	76	3.6%
17	3rd year (BA or equivalent)	46	2.2%
18	4th year (MA or equivalent)	63	3.0%
19	5th year (DESS,DEA or equivalent)	64	3.1%
20	6th year (PhD studies)	50	2.4%
Sysmiss		4	

Warning: these figures indicate the number of cases found in the data file. They cannot be interpreted as summary statistics of the population of interest.

q501d: Start year of ownership of this asset

Information	[Type= discrete] [Format=numeric] [Range= 1952-2147483624] [Missing=*]
Statistics [NW/ W]	[Valid=1024 /-] [Invalid=1073 /-]
Universe	If q20tot not in 0
Literal question	501D. Since when are you the owner of this asset?
Post-question	FILTER: If Ego is no longer owner of the asset => 501F Otherwise => 503

File : sn_qb_assets

q501d: Start year of ownership of this asset

Value	Label	Cases	Percentage
1952		1	0.1%
1957		1	0.1%
1959		2	0.2%
1960		2	0.2%
1961		2	0.2%
1963		2	0.2%
1964		4	0.4%
1965		1	0.1%
1966		2	0.2%
1967		3	0.3%
1968		1	0.1%
1969		3	0.3%
1970		2	0.2%
1972		4	0.4%
1973		4	0.4%
1974		8	0.8%
1975		8	0.8%
1976		6	0.6%
1977		6	0.6%
1978		13	1.3%
1979		12	1.2%
1980		14	1.4%
1981		17	1.7%
1982		15	1.5%
1983		15	1.5%
1984		9	0.9%
1985		18	1.8%
1986		18	1.8%
1987		13	1.3%
1988		18	1.8%
1989		21	2.1%
1990		29	2.8%
1991		20	2.0%
1992		27	2.6%
1993		19	1.9%
1994		13	1.3%
1995		32	3.1%
1996		26	2.5%
1997		23	2.2%
1998		44	4.3%
1999		34	3.3%
2000		72	7.0%
2001		37	3.6%

File : sn_qb_assets

q501d: Start year of ownership of this asset

Value	Label	Cases	Percentage
2002		39	3.8%
2003		53	5.2%
2004		68	6.6%
2005		64	6.2%
2006		76	7.4%
2007		80	7.8%
2008		23	2.2%
Sysmiss		1073	

Warning: these figures indicate the number of cases found in the data file. They cannot be interpreted as summary statistics of the population of interest.

q501f: End year of ownership of this asset

Information	[Type= discrete] [Format=numeric] [Range= 1975-2147483624] [Missing=*]
Statistics [NW/ W]	[Valid=150 /-] [Invalid=1947 /-]
Universe	If q20tot not in 0 If Ego is no longer owner of the asset
Literal question	501F. And until when did you own this asset?

Value	Label	Cases	Percentage
1975		1	0.7%
1978		1	0.7%
1980		1	0.7%
1981		1	0.7%
1982		1	0.7%
1983		3	2.0%
1984		2	1.3%
1985		3	2.0%
1986		1	0.7%
1987		3	2.0%
1988		1	0.7%
1989		4	2.7%
1990		5	3.3%
1991		4	2.7%
1992		3	2.0%
1993		3	2.0%
1994		1	0.7%
1995		4	2.7%
1996		3	2.0%
1997		3	2.0%
1998		9	6.0%
1999		12	8.0%
2000		17	11.3%
2001		2	1.3%
2002		7	4.7%
2003		9	6.0%
2004		9	6.0%

File : sn_qb_assets

q501f: End year of ownership of this asset

Value	Label	Cases	Percentage
2005		9	6.0%
2006		12	8.0%
2007		13	8.7%
2008		3	2.0%
Sysmiss		1947	

Warning: these figures indicate the number of cases found in the data file. They cannot be interpreted as summary statistics of the population of interest.

q502: You don't own this asset anymore because

Information	[Type= discrete] [Format=numeric] [Range= 1-2147483624] [Missing=*]
Statistics [NW/ W]	[Valid=152 /-] [Invalid=1945 /-]
Universe	If q20tot not in 0 If Ego is no longer owner of the asset
Literal question	502. You don't own this asset anymore because

Value	Label	Cases	Percentage
1	You sold it?	75	49.3%
2	You have donated / bequeathed it?	23	15.1%
3	You went bankrupt?	15	9.9%
4	For another reason?	39	25.7%
Sysmiss		1945	

Warning: these figures indicate the number of cases found in the data file. They cannot be interpreted as summary statistics of the population of interest.

q502_a: Specify why you don't own this asset anymore

Information	[Type= discrete] [Format=character] [Missing=*]
Statistics [NW/ W]	[Valid=39 /-]
Universe	If q20tot not in 0 If Ego is no longer owner of the asset If q502 in 4
Literal question	502. You don't own this asset anymore because For another reason? => Specify

Value	Label	Cases	Percentage
Avec Le Deces De Mon Mari J Ai Cesse Toute Activit		1	2.6%
C'Est L'Etat Qui L'A Pris		1	2.6%
Cambio De Casa		1	2.6%
Celui A Qui On L Avait Confie Est Mort		1	2.6%
Change De Commerce		1	2.6%
Chiuso		1	2.6%
DePart Pour La France		1	2.6%
Deguerpissement Par L Etat		1	2.6%
Dejo		1	2.6%

File : sn_qb_assets

q502_a: Specify why you don't own this asset anymore

Value	Label	Cases	Percentage
Des Individus Ont Escroque Le Terrain		1	2.6%
Divorce Car eTait Coproprietaire Avec Son Conjoint		1	2.6%
E' Passato A Mio Fratello Alla Morte Di Nostro Padre		1	2.6%
En Raison Du DePart En France		1	2.6%
Encontro Trabajo Y Lo Dejo		1	2.6%
J Ai Vendu Le Bien Et Recuperer Mon Rgent		1	2.6%
J'Ai ArreTe, Je Suis En France		1	2.6%
Ja Lai Offert A Mon Frere		1	2.6%
Jai Decide De Revenir A Dakar		1	2.6%
Javais Des Problemes Avec Mon Epoux Il La Revenu		1	2.6%
Je Ne PosseDe Plus Ce Bien Car Les HeRitiers De La Personne Qui Me L'Avait Vendu Se Sont RetracteS : Ils Ont Rachete Le Bien (Terrain)		1	2.6%
Je Suis Partie En Voyage		1	2.6%
L Etat Nous A Deguerpi Des Lieux		1	2.6%
L'Etat A Construit Une Route Sur Ce Bien		1	2.6%
L'Etat L'A Recupere		1	2.6%
La Voiture Est En Panne		1	2.6%

File : sn_qb_assets

q502_a: Specify why you don't own this asset anymore

Value	Label	Cases	Percentage
Le Vehicule De Transport Est En Panne		1	2.6%
Lo Dejo Para Trabajar En Aire Acondicionado		1	2.6%
Lo Dejo Para Venir A EspaÃ±A		1	2.6%
Lo Dejo Por Motivo De Trabajo		1	2.6%
Ma Fille N5 Venait Detre Tombe Enceinte Alors		1	2.6%
Mon Ami Avec Qui Je Travaillais M'A Escroque En Ve		1	2.6%
Mon Oncle L'A Vendu a Mon Insu		1	2.6%
Problema Con La Licenza		1	2.6%
Quelqu'Un L'A Pris		1	2.6%
Retour Au Senegal		1	2.6%
Salute		1	2.6%
Se Fue A Dakar Y Lo Dejo		1	2.6%
Se Fue De Italia Y Lo Dejo		1	2.6%
Se Vino A EspaÃ±A		1	2.6%

Warning: these figures indicate the number of cases found in the data file. They cannot be interpreted as summary statistics of the population of interest.

q503: Is the asset we are talking

Information	[Type= discrete] [Format=numeric] [Range= 1-2147483624] [Missing=*]
Statistics [NW/ W]	[Valid=1028 /-] [Invalid=1069 /-]
Definition	Plot of land: answers 1 and 2 House unit: answers 3 to 7 Businesses and ventures: answers 8 and 9
Universe	If q20tot not in 0
Literal question	503. Is the asset we are talking about:
Post-question	If q503 in 1 => 510 If q503 in 2 => 504 If q503 in 3 to 7 => 505 If q503 in 8 => 507 If q503 in 9 => 508

File : sn_qb_assets

q503: Is the asset we are talking

Value	Label	Cases	Percentage
1	A building plot or with a building currently under construction	356	34.6%
2	A plot for agricultural use	60	5.8%
3	A traditional house (shack, hut, mud brick or adobe construction...)	33	3.2%
4	A single-storey house or a compound	189	18.4%
5	A multi-storey house or a detached house	103	10.0%
6	An apartment	76	7.4%
7	An apartment block	2	0.2%
8	A business, commercial permises (shop, workshop...)	107	10.4%
9	A business, venture without walls (patent, goodwill & tools & merchandise, taxis...)	102	9.9%
Sysmiss		1069	

Warning: these figures indicate the number of cases found in the data file. They cannot be interpreted as summary statistics of the population of interest.

q504: This plot has been used

Information	[Type= discrete] [Format=numeric] [Range= 1-2147483624] [Missing=*]
Statistics [NW/ W]	[Valid=56 /-] [Invalid=2041 /-]
Universe	If q20tot not in 0 If q503 in 2
Literal question	504. Most of the time, this plot has been used...
Post-question	If q504 in 1 to 5 => 509 If q504 in 6 => 510

Value	Label	Cases	Percentage
1	As grazing land/pasture	5	8.9%
2	For perennial crops	4	7.1%
3	For market gardening	14	25.0%
4	For irrigated crop-growing	9	16.1%
5	For other types of crop	12	21.4%
6	Has been unused	12	21.4%
Sysmiss		2041	

Warning: these figures indicate the number of cases found in the data file. They cannot be interpreted as summary statistics of the population of interest.

q505: Did you own the plot before the construction of the house

Information	[Type= discrete] [Format=numeric] [Range= 0-2147483624] [Missing=*]
Statistics [NW/ W]	[Valid=385 /-] [Invalid=1712 /-]
Universe	If q20tot not in 0 If q503 in 3 to 7
Literal question	505. Did you own the plot before the construction of the house?
Post-question	If q505 in 0 => 508

Value	Label	Cases	Percentage
0	No	248	64.4%
1	Yes	137	35.6%
Sysmiss		1712	

Warning: these figures indicate the number of cases found in the data file. They cannot be interpreted as summary statistics of the population of interest.

File : sn_qb_assets

q506: Since when do you own the plot

Information [Type= discrete] [Format=numeric] [Range= 1949-2147483624] [Missing=*]

Statistics [NW/ W] [Valid=129 /-] [Invalid=1968 /-]

Universe
If q20tot not in 0
If q503 in 3 to 7
If q505 in 1

Literal question 506. Since when?

Post-question Go to 508

Value	Label	Cases	Percentage
1949		1	0.8%
1957		1	0.8%
1960		1	0.8%
1962		1	0.8%
1963		1	0.8%
1964		1	0.8%
1966		2	1.6%
1967		1	0.8%
1969		1	0.8%
1970		1	0.8%
1972		2	1.6%
1974		2	1.6%
1975		3	2.3%
1976		1	0.8%
1977		2	1.6%
1978		3	2.3%
1979		3	2.3%
1980		7	5.4%
1981		3	2.3%
1982		4	3.1%
1983		2	1.6%
1984		2	1.6%
1985		4	3.1%
1986		5	3.9%
1987		4	3.1%
1988		4	3.1%
1989		4	3.1%
1990		8	6.2%
1991		4	3.1%
1992		2	1.6%
1993		4	3.1%
1994		4	3.1%
1995		4	3.1%
1996		3	2.3%
1997		3	2.3%
1998		6	4.7%

File : sn_qb_assets

q506: Since when do you own the plot

Value	Label	Cases	Percentage
1999		1	0.8%
2000		6	4.7%
2001		5	3.9%
2002		2	1.6%
2003		1	0.8%
2004		4	3.1%
2005		5	3.9%
2007		1	0.8%
Sysmiss		1968	

Warning: these figures indicate the number of cases found in the data file. They cannot be interpreted as summary statistics of the population of interest.

q507: This asset has been

Information	[Type= discrete] [Format=numeric] [Range= 1-2147483624] [Missing=*]
Statistics [NW/ W]	[Valid=449 /-] [Invalid=1648 /-]
Universe	If q20tot not in 0 If q503 in 8
Literal question	507. Most of the time, this asset (house, shop, workshop...) has been:
Post-question	If q507 in 1 or 4 => 510

Value	Label	Cases	Percentage
1	Rented out (house, commercial premises)	94	20.9%
2	Operated (business,...)	76	16.9%
3	For personal use	251	55.9%
4	Unoccupied, unused	28	6.2%
Sysmiss		1648	

Warning: these figures indicate the number of cases found in the data file. They cannot be interpreted as summary statistics of the population of interest.

q508: What is/was the activity performed

Information	[Type= discrete] [Format=character] [Missing=*/.b]
Statistics [NW/ W]	[Valid=170 /-] [Invalid=5 /-]
Universe	If q20tot not in 0 If q503 in 3 to 7 OR If q503 in 8 AND q507 in 2, 3 OR If q503 in 9
Literal question	508. What is/was the activity performed?
Interviewer's instructions	Note response in plain text

Value	Label	Cases	Percentage
"Vente" Artisanat Africain		1	0.6%
2		1	0.6%
Affaire / Buiseness		1	0.6%
African Shop		1	0.6%

File : sn_qb_assets

q508: What is/was the activity performed

Value	Label	Cases	Percentage
Artisnt Peintre D'InteRieur		1	0.6%
Atelier Couture Vente Habillement		1	0.6%
Atelier De Couture		3	1.8%
Atelier Menuisier		2	1.2%
Attivita' Commerciale Bazar		1	0.6%
Boutique (Type ePicerie)		1	0.6%
Boutique De Quartier		1	0.6%
Boutique De VeTements		1	0.6%
Boutiquier		1	0.6%
Cabine Telephone		1	0.6%
Cabinet Medical		1	0.6%
Cantine Restaurant		1	0.6%
Cente De Fruits		1	0.6%
Charrette + Cheval		1	0.6%
Chauffeur A Son Propre Taxi		1	0.6%
Coiffure		2	1.2%
Coiffure -Vente-Mercerie.		1	0.6%
Comercio Ambulante		2	1.2%
Comercio De Zapatos		1	0.6%
Comercio de frutas		1	0.6%
Commer E De Fruits		1	0.6%
Commerc Au Detail De Legumes		1	0.6%
Commercant		1	0.6%
Commerce		5	2.9%
Commerce Alimentation		1	0.6%
Commerce Ambulant		1	0.6%
Commerce D Articles Divers		1	0.6%

File : sn_qb_assets

q508: What is/was the activity performed

Value	Label	Cases	Percentage
Commerce D Objets Scultes		1	0.6%
Commerce D'Effet De Toilette		1	0.6%
Commerce D'Habillement		1	0.6%
Commerce De Chaussures		1	0.6%
Commerce De D'Habits		1	0.6%
Commerce De Denrees Alimentaires		1	0.6%
Commerce De Friperies		1	0.6%
Commerce De Legumes		1	0.6%
Commerce De Marchandises Divers		2	1.2%
Commerce De Materiels De Bureau		1	0.6%
Commerce De Savons En Poudre		1	0.6%
Commerce De Tissus		2	1.2%
Commerce Denree Alimentaire		1	0.6%
Commerce Tissus		2	1.2%
Commerce Vente De Tissus		1	0.6%
Commerce Vestimentaire		1	0.6%
Commerce eTale De Marche		1	0.6%
Commerciante Di Tutto:Oro, Arredi		1	0.6%
Commercio		1	0.6%
Commercio Stoccaggio		1	0.6%
Compra-Vendita		1	0.6%
Compraba Bisuteria En Barcelona Y La Vendita En Tarragona		1	0.6%
Couture		2	1.2%

File : sn_qb_assets

q508: What is/was the activity performed

Value	Label	Cases	Percentage
Couture (Atelier De)		1	0.6%
Cyber Cafe		1	0.6%
Entrepreneur En Batiment		1	0.6%
Epicerie		2	1.2%
Falegnameria		1	0.6%
Fast Foud Alimentation		1	0.6%
Ferme D'eLevage		1	0.6%
Fotografo		1	0.6%
Frigoriste		1	0.6%
Garage		1	0.6%
Il Possedait Un Taxi Qu Il Conduit Lui-MÃŠMe		1	0.6%
Locutorio		1	0.6%
Marchand Ambulant		2	1.2%
Mecanicien		1	0.6%
Menuiserie Ebeniste		1	0.6%
Menuiserie Metallique		1	0.6%
Mercerie		1	0.6%
NeGoce D'Objets De DeCo		2	1.2%
Petit Commerce De Fruit		1	0.6%
Pharmacie A Mon Compte		1	0.6%
Photographie		1	0.6%
Poulailler		1	0.6%
PÃŠChe		1	0.6%
Restauration		2	1.2%
Salon De Coiffure		1	0.6%
Service Informatique a Domicile (Programation / Conception De Logiciels / Maintenance)		1	0.6%
Table De Commerce		1	0.6%
Tansport / Taxi		1	0.6%

File : sn_qb_assets

q508: What is/was the activity performed

Value	Label	Cases	Percentage
Taxi		5	2.9%
Taxi (Achat D'Une Voiture Et Location a Un Chauffeur)		1	0.6%
Taxi De Ville		1	0.6%
Teinture		2	1.2%
Telecentre		1	0.6%
Telecentre,Cosme		1	0.6%
Telephone Centre		1	0.6%
Tolerie		1	0.6%
Transport		1	0.6%
Transport En Commun		3	1.8%
Transport En Commun En Gambie		1	0.6%
Une Charrette Pour Le Transport De Marchandise		1	0.6%
Vend Des Cassettes		2	1.2%
Vendedor Ambulante		2	1.2%
Vendeur D'Habits		1	0.6%
Vendeur De Bois		1	0.6%
Vendeur De Produits Musicaux		1	0.6%
Vendeur De Tomate Et Legumes		1	0.6%
Vendeuse Darachides Et De Fruits		1	0.6%
Vendeuse De Couscous		1	0.6%
Vendeuse De Fataya		1	0.6%
Vendeuse De Fruits		1	0.6%
Vendeuse De Sangle (Lakh)		1	0.6%
Vendeuse De Thiaf		1	0.6%
Vendia Articulos De Bazar En La Calle		2	1.2%

File : sn_qb_assets

q508: What is/was the activity performed

Value	Label	Cases	Percentage
Vendia Piezas De Recambio		1	0.6%
Vendita Artigianato		1	0.6%
Venta Ambulante		3	1.8%
Venta Ambulante De Artesania		1	0.6%
Venta Ambulante De Cd Y Dvd		1	0.6%
Venta De Textiles Y Artesania		1	0.6%
Venta De Textiles Y Otros		1	0.6%
Vente Appareils Electronques		1	0.6%
Vente D' Epicerie		1	0.6%
Vente D' Habits		1	0.6%
Vente De Cassettes Audios Et Visuelles		1	0.6%
Vente De Fruits		1	0.6%
Vente De Glace Et D Eau Fraiche		2	1.2%
Vente De Legumes		2	1.2%
Vente De Legumes Au Marche		1	0.6%
Vente De MateRiaux De PeChe Et Divers		2	1.2%
Vente De Pains		1	0.6%
Vente De Pieces Detachees		1	0.6%
Vente De Pieces Detaches		1	0.6%
Vente De Poissons Et De LeGumes		1	0.6%
Vente De PreT-a-Porter		1	0.6%
Vente De Produits Alimentaires		3	1.8%
Vente De Produits Divers		2	1.2%

File : sn_qb_assets

q508: What is/was the activity performed

Value	Label	Cases	Percentage
Vente De Produits Divers (Boutique)		1	0.6%
Vente De Produits Mercerie		1	0.6%
Vente De Vetements		1	0.6%
Vente Des Tableaux D'Art		1	0.6%
Vente Produit Alimentaire		1	0.6%
.b		5	

Warning: these figures indicate the number of cases found in the data file. They cannot be interpreted as summary statistics of the population of interest.

q508c2: q508 recoded level 2

Information	[Type= discrete] [Format=numeric] [Range= 111-618] [Missing=*]
Statistics [NW/ W]	[Valid=169 /-] [Invalid=1928 /-]
Universe	If q20tot not in 0 If q503 in 3 to 7 OR If q503 in 8 AND q507 in 2, 3 OR If q503 in 9
Notes	Computed variable from the open question q508

Value	Label	Cases	Percentage
111	Selling general goods/grocery/supermarket	16	9.5%
112	Selling foodstuffs/water/icecream/drinks	29	17.2%
113	Selling clothes/fabrics/second hand clothes/shoes	20	11.8%
114	Selling CD/DVD/other musical products	4	2.4%
115	Selling car/spare parts	3	1.8%
116	Selling decorative objects/art/handycrafts	7	4.1%
117	Selling cosmetics/care products	1	0.6%
118	Selling other equipment	2	1.2%
119	Selling jewelry/gems	1	0.6%
121	Chemist/drugstore	1	0.6%
123	Hawker	11	6.5%
124	Selling other goods	15	8.9%
211	Phone service/telecom center/Web caf��	6	3.6%
212	IT company/IT repair service	1	0.6%
213	Hairdress salon	4	2.4%
214	Photographer/camera shop	2	1.2%
215	Joinery/carpentry	5	3.0%
216	Technician air conditioner maintenance/mason/plumber	2	1.2%
217	Construction company/plumbing/painting	1	0.6%
218	Dressmaking/tailoring	9	5.3%
219	Restaurant/cafetary/fast food/bakery/cake shop	4	2.4%

File : sn_qb_assets

q508c2: q508 recoded level 2

Value	Label	Cases	Percentage
224	Car repair service	2	1.2%
311	Taxi	10	5.9%
312	Public transportation	4	2.4%
313	Cart	2	1.2%
315	Other transportation	1	0.6%
411	Breeding poultry/beekeeping/other breeding	2	1.2%
412	Plantation/farming	1	0.6%
611	Nursing agency	1	0.6%
614	Other	1	0.6%
616	Company	1	0.6%
Sysmiss		1928	

Warning: these figures indicate the number of cases found in the data file. They cannot be interpreted as summary statistics of the population of interest.

q508c1: q508 recoded level 1

Information	[Type= discrete] [Format=numeric] [Range= 1-6] [Missing=*]
Statistics [NW/ W]	[Valid=169 /-] [Invalid=1928 /-]
Universe	If q20tot not in 0 If q503 in 3 to 7 OR If q503 in 8 AND q507 in 2, 3 OR If q503 in 9
Notes	Another classification of q508c2 with less codes

Value	Label	Cases	Percentage
1	Selling goods	110	65.1%
2	Selling Services	37	21.9%
3	Transport	17	10.1%
4	Farming	3	1.8%
6	Other	2	1.2%
Sysmiss		1928	

Warning: these figures indicate the number of cases found in the data file. They cannot be interpreted as summary statistics of the population of interest.

q509: This asset has been operated or used

Information	[Type= discrete] [Format=character] [Missing=*/b/.c/.]
Statistics [NW/ W]	[Valid=520 /-] [Invalid=29 /-]
Definition	By family members: answers 1 to 8 By other persons: answers 9 to 10
Universe	If q20tot not in 0 If q503 in 2 AND q504 in 1 to 5 OR If q503 in 3 to 7 OR If q503 in 8 AND q507 in 2, 3 OR If q503 in 9
Literal question	509. This asset has been operated or used... Multiple answers

File : sn_qb_assets

q509: This asset has been operated or used

Value	Label	Cases	Percentage
0		191	36.7%
0 3 6 7		1	0.2%
0 1		1	0.2%
0 1 2 3 4 5 6 7 8		1	0.2%
0 1 2 4		1	0.2%
0 1 2 4 5		1	0.2%
0 1 3		1	0.2%
0 1 4		1	0.2%
0 1 5		1	0.2%
0 1 8		1	0.2%
0 1 0		2	0.4%
0 2		1	0.2%
0 2 3 4 5 7		1	0.2%
0 2 4 5		3	0.6%
0 2 6 4		1	0.2%
0 3		9	1.7%
0 3 1 0		2	0.4%
0 3 2 7 6		1	0.2%
0 3 4		1	0.2%
0 3 4 6		1	0.2%
0 3 5		1	0.2%
0 3 6		6	1.2%
0 3 6 7		22	4.2%
0 3 6 7 4		1	0.2%
0 3 6 7 8		2	0.4%
0 3 6 8		2	0.4%
0 3 7		4	0.8%
0 4		4	0.8%
0 4 3		2	0.4%
0 4 5		1	0.2%
0 4 5 9		1	0.2%
0 4 6 7 8		1	0.2%
0 4 8		1	0.2%
0 4 9		1	0.2%
0 5		1	0.2%
0 6		7	1.3%
0 6 3		1	0.2%
0 6 7		9	1.7%
0 6 7 1 0		1	0.2%
0 6 7 3		1	0.2%
0 6 7 8		2	0.4%
0 6 8		3	0.6%
0 7		2	0.4%

File : sn_qb_assets

q509: This asset has been operated or used

Value	Label	Cases	Percentage
076		1	0.2%
08		10	1.9%
09		12	2.3%
1		10	1.9%
12		6	1.2%
1234		1	0.2%
1245		2	0.4%
12450		1	0.2%
124510		1	0.2%
128		1	0.2%
1367		1	0.2%
140		1	0.2%
1530		1	0.2%
10		16	3.1%
2		5	1.0%
208		1	0.2%
2346		1	0.2%
2365		1	0.2%
2367		2	0.4%
237		1	0.2%
24		1	0.2%
245		2	0.4%
2458		1	0.2%
25108		1	0.2%
258		1	0.2%
28		1	0.2%
3		12	2.3%
30		2	0.4%
3010		1	0.2%
3067		1	0.2%
34		2	0.4%
345		1	0.2%
34567		1	0.2%
346		1	0.2%
35		2	0.4%
3567		1	0.2%
36		9	1.7%
3628		1	0.2%
365		1	0.2%
367		27	5.2%
3670		3	0.6%
3678		2	0.4%
368		1	0.2%

File : sn_qb_assets

q509: This asset has been operated or used

Value	Label	Cases	Percentage
3 6 9 4		1	0.2%
3 7		4	0.8%
3 9		1	0.2%
4		14	2.7%
4 3 6 7		1	0.2%
4 5		6	1.2%
4 5 2		1	0.2%
4 5 8		1	0.2%
4 8		1	0.2%
5		10	1.9%
5 6		1	0.2%
5 8		1	0.2%
6		3	0.6%
6 1 2 3		1	0.2%
6 7		1	0.2%
6 7 3 2		1	0.2%
7 8 5		1	0.2%
8		16	3.1%
8 2 4 5		1	0.2%
8 9		1	0.2%
9		4	0.8%
9 3 6		1	0.2%
.		1	
.b		22	
.c		6	

Warning: these figures indicate the number of cases found in the data file. They cannot be interpreted as summary statistics of the population of interest.

q509_0: Used by yourself

Information	[Type= discrete] [Format=numeric] [Range= 0-1] [Missing=*]
Statistics [NW/ W]	[Valid=548 /-] [Invalid=1549 /-]
Universe	If q20tot not in 0 If q503 in 2 AND q504 in 1 to 5 OR If q503 in 3 to 7 OR If q503 in 8 AND q507 in 2, 3 OR If q503 in 9
Literal question	509. This asset has been operated or used... By yourself

Value	Label	Cases	Percentage
0	No	216	39.4%
1	Yes	332	60.6%
Sysmiss		1549	

Warning: these figures indicate the number of cases found in the data file. They cannot be interpreted as summary statistics of the population of interest.

File : sn_qb_assets

q509_1: Used by father

Information	[Type= discrete] [Format=numeric] [Range= 0-1] [Missing=*]
Statistics [NW/ W]	[Valid=548 /-] [Invalid=1549 /-]
Universe	If q20tot not in 0 If q503 in 2 AND q504 in 1 to 5 OR If q503 in 3 to 7 OR If q503 in 8 AND q507 in 2, 3 OR If q503 in 9
Literal question	509. This asset has been operated or used... By your father

Value	Label	Cases	Percentage
0	No	515	94.0%
1	Yes	33	6.0%
Sysmiss		1549	

Warning: these figures indicate the number of cases found in the data file. They cannot be interpreted as summary statistics of the population of interest.

q509_2: Used by mother

Information	[Type= discrete] [Format=numeric] [Range= 0-1] [Missing=*]
Statistics [NW/ W]	[Valid=548 /-] [Invalid=1549 /-]
Universe	If q20tot not in 0 If q503 in 2 AND q504 in 1 to 5 OR If q503 in 3 to 7 OR If q503 in 8 AND q507 in 2, 3 OR If q503 in 9
Literal question	509. This asset has been operated or used... By your mother

Value	Label	Cases	Percentage
0	No	503	91.8%
1	Yes	45	8.2%
Sysmiss		1549	

Warning: these figures indicate the number of cases found in the data file. They cannot be interpreted as summary statistics of the population of interest.

q509_3: Used by partner(s)

Information	[Type= discrete] [Format=numeric] [Range= 0-1] [Missing=*]
Statistics [NW/ W]	[Valid=548 /-] [Invalid=1549 /-]
Universe	If q20tot not in 0 If q503 in 2 AND q504 in 1 to 5 OR If q503 in 3 to 7 OR If q503 in 8 AND q507 in 2, 3 OR If q503 in 9
Literal question	509. This asset has been operated or used... By your partner(s)

File : sn_qb_assets

q509_3: Used by partner(s)

Value	Label	Cases	Percentage
0	No	402	73.4%
1	Yes	146	26.6%
Sysmiss		1549	

Warning: these figures indicate the number of cases found in the data file. They cannot be interpreted as summary statistics of the population of interest.

q509_4: Used by brother(s)

Information	[Type= discrete] [Format=numeric] [Range= 0-1] [Missing=*]
Statistics [NW/ W]	[Valid=548 /-] [Invalid=1549 /-]
Universe	If q20tot not in 0 If q503 in 2 AND q504 in 1 to 5 OR If q503 in 3 to 7 OR If q503 in 8 AND q507 in 2, 3 OR If q503 in 9
Literal question	509. This asset has been operated or used... By one or several brothers

Value	Label	Cases	Percentage
0	No	482	88.0%
1	Yes	66	12.0%
Sysmiss		1549	

Warning: these figures indicate the number of cases found in the data file. They cannot be interpreted as summary statistics of the population of interest.

q509_5: Used by sister(s)

Information	[Type= discrete] [Format=numeric] [Range= 0-1] [Missing=*]
Statistics [NW/ W]	[Valid=548 /-] [Invalid=1549 /-]
Universe	If q20tot not in 0 If q503 in 2 AND q504 in 1 to 5 OR If q503 in 3 to 7 OR If q503 in 8 AND q507 in 2, 3 OR If q503 in 9
Literal question	509. This asset has been operated or used... By one or several sisters

Value	Label	Cases	Percentage
0	No	498	90.9%
1	Yes	50	9.1%
Sysmiss		1549	

Warning: these figures indicate the number of cases found in the data file. They cannot be interpreted as summary statistics of the population of interest.

q509_6: Used by son(s)

Information	[Type= discrete] [Format=numeric] [Range= 0-1] [Missing=*]
Statistics [NW/ W]	[Valid=548 /-] [Invalid=1549 /-]
Universe	If q20tot not in 0

File : sn_qb_assets

q509_6: Used by son(s)

	If q503 in 2 AND q504 in 1 to 5 OR If q503 in 3 to 7 OR If q503 in 8 AND q507 in 2, 3 OR If q503 in 9
Literal question	509. This asset has been operated or used... By one or several of your sons

Value	Label	Cases	Percentage
0	No	421	76.8%
1	Yes	127	23.2%
Sysmiss		1549	

Warning: these figures indicate the number of cases found in the data file. They cannot be interpreted as summary statistics of the population of interest.

q509_7: Used by daughter(s)

Information	[Type= discrete] [Format=numeric] [Range= 0-1] [Missing=*]
Statistics [NW/ W]	[Valid=548 /-] [Invalid=1549 /-]
Universe	If q20tot not in 0 If q503 in 2 AND q504 in 1 to 5 OR If q503 in 3 to 7 OR If q503 in 8 AND q507 in 2, 3 OR If q503 in 9
Literal question	509. This asset has been operated or used... By one or several of your daughters

Value	Label	Cases	Percentage
0	No	451	82.3%
1	Yes	97	17.7%
Sysmiss		1549	

Warning: these figures indicate the number of cases found in the data file. They cannot be interpreted as summary statistics of the population of interest.

q509_8: Used by another relative

Information	[Type= discrete] [Format=numeric] [Range= 0-1] [Missing=*]
Statistics [NW/ W]	[Valid=548 /-] [Invalid=1549 /-]
Universe	If q20tot not in 0 If q503 in 2 AND q504 in 1 to 5 OR If q503 in 3 to 7 OR If q503 in 8 AND q507 in 2, 3 OR If q503 in 9
Literal question	509. This asset has been operated or used... By another relative

Value	Label	Cases	Percentage
0	No	493	90.0%
1	Yes	55	10.0%

File : sn_qb_assets

q509_8: Used by another relative

Value	Label	Cases	Percentage
Sysmiss		1549	

Warning: these figures indicate the number of cases found in the data file. They cannot be interpreted as summary statistics of the population of interest.

q509_9: Used by friend(s)

Information	[Type= discrete] [Format=numeric] [Range= 0-1] [Missing=*]
Statistics [NW/ W]	[Valid=548 /-] [Invalid=1549 /-]
Universe	If q20tot not in 0 If q503 in 2 AND q504 in 1 to 5 OR If q503 in 3 to 7 OR If q503 in 8 AND q507 in 2, 3 OR If q503 in 9
Literal question	509. This asset has been operated or used... By one or several friends

Value	Label	Cases	Percentage
0	No	526	96.0%
1	Yes	22	4.0%
Sysmiss		1549	

Warning: these figures indicate the number of cases found in the data file. They cannot be interpreted as summary statistics of the population of interest.

q509_10: Used by somebody else

Information	[Type= discrete] [Format=numeric] [Range= 0-1] [Missing=*]
Statistics [NW/ W]	[Valid=548 /-] [Invalid=1549 /-]
Universe	If q20tot not in 0 If q503 in 2 AND q504 in 1 to 5 OR If q503 in 3 to 7 OR If q503 in 8 AND q507 in 2, 3 OR If q503 in 9
Literal question	509. This asset has been operated or used... By somebody else

Value	Label	Cases	Percentage
0	No	524	95.6%
1	Yes	24	4.4%
Sysmiss		1549	

Warning: these figures indicate the number of cases found in the data file. They cannot be interpreted as summary statistics of the population of interest.

q509_NR: Used by no answer

Information	[Type= discrete] [Format=numeric] [Range= 0-1] [Missing=*]
Statistics [NW/ W]	[Valid=548 /-] [Invalid=1549 /-]
Universe	If q20tot not in 0 If q503 in 2 AND q504 in 1 to 5 OR If q503 in 3 to 7

File : sn_qb_assets

q509_NR: Used by no answer

	OR If q503 in 8 AND q507 in 2, 3 OR If q503 in 9
Literal question	509. This asset has been operated or used... No answer

Value	Label	Cases	Percentage
0	No	520	94.9%
1	Yes	28	5.1%
Sysmiss		1549	

Warning: these figures indicate the number of cases found in the data file. They cannot be interpreted as summary statistics of the population of interest.

q509_a: Specify another relative

Information	[Type= discrete] [Format=character] [Missing=*/.b]
Statistics [NW/ W]	[Valid=53 /-] [Invalid=3 /-]
Universe	If q20tot not in 0 If q503 in 2 AND q504 in 1 to 5 OR If q503 in 3 to 7 OR If q503 in 8 AND q507 in 2, 3 OR If q503 in 9 If q509_8 in 1
Literal question	509. This asset has been operated or used... By another relative => Specify

Value	Label	Cases	Percentage
Beau FreRes Et Tantes		1	1.9%
Belle Fille Petit Fils		1	1.9%
Belles Filles,Petits Fils,Petites Filles		1	1.9%
Coepouse Et Ses Enfants		1	1.9%
Cognata		1	1.9%
Cousin		3	5.7%
Cousine		2	3.8%
Cousins		1	1.9%
Cousins Tantes Neveux		1	1.9%
Cousins, Cousines		1	1.9%
CuÃ±Ado		1	1.9%
Fratello Del Padre		1	1.9%
Grand-PÃ´Re		1	1.9%
Hijos, Hermanos		1	1.9%

File : sn_qb_assets

q509_a: Specify another relative

Value	Label	Cases	Percentage
Mon Cousin		1	1.9%
Neveu		3	5.7%
Neveux		3	5.7%
NieCe		1	1.9%
NieCes		2	3.8%
Niece Belle Fille		1	1.9%
Nieces		1	1.9%
Nipoti		1	1.9%
Nonna		1	1.9%
Nonni		1	1.9%
Oncle Maternel		1	1.9%
Petit Fils		1	1.9%
Petit Fils Petite Fille Niece		1	1.9%
Petites Filles Et Petits Fils		1	1.9%
Petits Enfants Belle Fille		1	1.9%
Petits Fils		1	1.9%
Primo		2	3.8%
Primo Que Es 2Â° Propietario		1	1.9%
Primos		1	1.9%
Primos , CuÃ± ±Ados ...		1	1.9%
Primos , CuÃ± ±Adosâ€¹		1	1.9%
Primos, CuÃ± ±Ados â€¹		1	1.9%
Se		1	1.9%
Sorella Della Moglie		1	1.9%
Suegra		1	1.9%
Tantes Cousines Neveux Nieces		1	1.9%
Tantes, Oncles, Cousins, Cousines, Neveux, NieCes		1	1.9%
Tio		1	1.9%
Un Neveu		1	1.9%
Zia		1	1.9%
.b		3	

Warning: these figures indicate the number of cases found in the data file. They cannot be interpreted as summary statistics of the population of interest.

q509_b: Specify somebody else

Information	[Type= discrete] [Format=character] [Missing=*/.b]
Statistics [NW/ W]	[Valid=22 /-] [Invalid=1 /-]

File : sn_qb_assets

q509_b: Specify somebody else

Universe	<p>If q20tot not in 0</p> <p>If q503 in 2 AND q504 in 1 to 5 OR</p> <p>If q503 in 3 to 7 OR</p> <p>If q503 in 8 AND q507 in 2, 3 OR</p> <p>If q503 in 9</p> <p>If q509_10 in 1</p>
-----------------	--

Literal question	509. This asset has been operated or used... By somebody else => Specify
-------------------------	---

Value	Label	Cases	Percentage
Affittuari		1	4.5%
Chauffeur Contractuel		1	4.5%
D'Autres Personnes		1	4.5%
Employes		1	4.5%
En Location A La Fin De Recolte Une J'Ai Une Part		1	4.5%
Gardien		1	4.5%
Gerant		1	4.5%
Jai Recrute Un Chauffeur Que Je Payais		2	9.1%
La Famille De Mon Mari		1	4.5%
Locataire		1	4.5%
Locataires		3	13.6%
Location		1	4.5%
Ma Belle Fille		1	4.5%
Oncle		1	4.5%
PrÃŠte A Des Cousins		1	4.5%
Un Chauffeur		1	4.5%
Un GeRant		1	4.5%
Un Parent eLoigne Qui Le GeRe Pour Moi		1	4.5%
Une Lovataire Commercante		1	4.5%
.b		1	

Warning: these figures indicate the number of cases found in the data file. They cannot be interpreted as summary statistics of the population of interest.

q510: Country of this asset

Information	[Type= discrete] [Format=numeric] [Range= 96000-99527] [Missing=*]
Statistics [NW/ W]	[Valid=1027 /-] [Invalid=1070 /-]
Universe	If q20tot not in 0

File : sn_qb_assets

q510: Country of this asset

Literal question 510. In which country is this asset located?

Post-question FILTER: If 510 = SENEGAL => 511
Otherwise => 513

Interviewer's instructions Note answer in plain text

Value	Label	Cases	Percentage
96000	FRANCE	21	2.0%
99127	ITALIE	8	0.8%
99134	ESPAGNE	45	4.4%
99304	GAMBIE	3	0.3%
99326	COTE DIVOIRE	2	0.2%
99328	GABON	2	0.2%
99330	GUINEE	8	0.8%
99336	MAURITANIE	4	0.4%
99341	SENEGAL	933	90.8%
99392	GUINEE-BISSAU	1	0.1%
Sysmiss		1070	

Warning: these figures indicate the number of cases found in the data file. They cannot be interpreted as summary statistics of the population of interest.

q511: Town/village of this asset

Information [Type= discrete] [Format=character] [Missing=*/.b/.c]

Statistics [NW/ W] [Valid=921 /-] [Invalid=13 /-]

Universe If q20tot not in 0
If q510 in 99341 (Senegal)

Literal question 511. In which town or village?

Interviewer's instructions In CAPITAL letters

Value	Label	Cases	Percentage
Adeane		1	0.1%
Agnam Goly		2	0.2%
Bambylor		2	0.2%
Bargny		19	2.1%
Barrage		1	0.1%
Belenga		1	0.1%
Belengara		1	0.1%
Bignona		3	0.3%
Boba Manding		1	0.1%
Bokki Neddo		1	0.1%
Boumouda		2	0.2%
Boune		1	0.1%
Camba		3	0.3%
Camberene		2	0.2%
Castor		1	0.1%
Cite Des Eaux		1	0.1%
Cite Fadia		1	0.1%
Counoune		1	0.1%

File : sn_qb_assets

q511: Town/village of this asset

Value	Label	Cases	Percentage
Dagana		2	0.2%
Dahra		1	0.1%
Dakar		316	34.3%
Dalakoto		1	0.1%
Dalifore		1	0.1%
Dalifort		1	0.1%
Darou Khoudos		2	0.2%
Darou Mousty		1	0.1%
Darourahmane		1	0.1%
Dialo Konda		2	0.2%
Diamniadio		3	0.3%
Diatacounda		1	0.1%
Diatacounda Ii (Baconding)		1	0.1%
Diourbel		5	0.5%
Diouroup		1	0.1%
Elana		1	0.1%
Fimela		1	0.1%
Foundiougne		1	0.1%
Gaol		1	0.1%
Gossas		3	0.3%
Gounass		1	0.1%
Guediawaye		24	2.6%
H.L.M		3	0.3%
Hann		1	0.1%
Icotaf Zone Industriel		1	0.1%
Ile De Salo		2	0.2%
Joal		1	0.1%
Kabatoki		1	0.1%
Kadiore		2	0.2%
Kanel		2	0.2%
Kanya		2	0.2%
Kaolack		7	0.8%
Kartiack		2	0.2%
Kebemer		2	0.2%
Kedougou		2	0.2%
Kenya		2	0.2%
Kermasar		1	0.1%
Keur Gonde		1	0.1%
Keur Massar		31	3.4%
Khombole		2	0.2%
Kidira		1	0.1%
Kolda		4	0.4%

File : sn_qb_assets

q511: Town/village of this asset

Value	Label	Cases	Percentage
Koungani		3	0.3%
Kounoune		2	0.2%
Lac Rose		5	0.5%
Lecco		1	0.1%
Limane		1	0.1%
Lisse		1	0.1%
Louga		15	1.6%
Malika		4	0.4%
Mandegane		2	0.2%
Matam		3	0.3%
Mawa		2	0.2%
Mbacke		7	0.8%
Mbaline		1	0.1%
Mbao		7	0.8%
Mbaro		1	0.1%
Mbeuleukhe Diane		1	0.1%
Mbodiene		2	0.2%
Mboro		3	0.3%
Mbour		22	2.4%
Mdrame Escale		1	0.1%
Meckhe		1	0.1%
Medina		1	0.1%
Medina Gounass		1	0.1%
Medina Yero		1	0.1%
Miname		1	0.1%
Mousdalifa		1	0.1%
Ndande		1	0.1%
Ndiakhirate		1	0.1%
Ndouloumadji		2	0.2%
Ndoune		1	0.1%
Ngarigne		1	0.1%
Ngidilla		1	0.1%
Ngothie		2	0.2%
Nguaneme		1	0.1%
Nguekokh		6	0.7%
Nguidilla		1	0.1%
Niacourab		2	0.2%
Niangana		1	0.1%
Niary Tally		2	0.2%
Niomre Lo		2	0.2%
Nioro		1	0.1%
Ouakam		2	0.2%
Ouromollo		5	0.5%

File : sn_qb_assets

q511: Town/village of this asset

Value	Label	Cases	Percentage
Palmarin		1	0.1%
Parcelles Assainies		3	0.3%
Petit Mbao		1	0.1%
Pikine		52	5.6%
Pikine (Alifort)		1	0.1%
Pikine Est		2	0.2%
Pikine Ouest		10	1.1%
Pikine(Dalifort)		1	0.1%
Podor		3	0.3%
Poponguine		1	0.1%
Refane (Peye Sindiane)		1	0.1%
Rufisque		22	2.4%
Rufisque Centre (Nord)		3	0.3%
Rufisque Est		9	1.0%
Rufisque Ouest		17	1.8%
Rufisquet		1	0.1%
Rusitique		2	0.2%
Saint - Louis		16	1.7%
Saly		1	0.1%
Sam Notaire		1	0.1%
Sangalkam		3	0.3%
Sangué		1	0.1%
Sanofile		1	0.1%
Sara Sidi		1	0.1%
Sebi Ponty		16	1.7%
Sebikotane		5	0.5%
Sedhiou		2	0.2%
Sendou		3	0.3%
Serr		1	0.1%
Sicap Liberte		1	0.1%
Sinedone		1	0.1%
Taif		2	0.2%
Tamba		7	0.8%
Tambacounda		1	0.1%
Thiadiaye		3	0.3%
Thiaroye		11	1.2%
Thiaroye / Mer		12	1.3%
Thiemping		2	0.2%
Thieppe Nguere		3	0.3%
Thies		21	2.3%
Thies None		1	0.1%

File : sn_qb_assets

q511: Town/village of this asset

Value	Label	Cases	Percentage
Thilogne		1	0.1%
Tieppe Ngerre		1	0.1%
Tivaouane		1	0.1%
Tivaouane Peulh		3	0.3%
Toglo		1	0.1%
Touba		20	2.2%
Touba Kane (Ndiopane Ouol)		3	0.3%
Touba Mbeyene		1	0.1%
Touba Mosquee		2	0.2%
Touba Ndiaye		3	0.3%
Touba Toul		3	0.3%
Touga		1	0.1%
Tsao		1	0.1%
Velingara		3	0.3%
Yafera		1	0.1%
Yarakh		1	0.1%
Yaugue		5	0.5%
Yene Guedji		2	0.2%
Yeumbeul		2	0.2%
Yeumbeul Nord		2	0.2%
Yeumbeul Sud		1	0.1%
Yoff		2	0.2%
Ziguinchor		8	0.9%
.b		6	
.c		7	

Warning: these figures indicate the number of cases found in the data file. They cannot be interpreted as summary statistics of the population of interest.

q512: Region/province/district of this asset

Information	[Type= discrete] [Format=numeric] [Range= 101-1103] [Missing=*]
Statistics [NW/ W]	[Valid=930 /-] [Invalid=1167 /-]
Universe	If q20tot not in 0 If q510 in 99341 (Senegal)
Literal question	512. In which region / province / district?
Interviewer's instructions	see Codes of Regions

Value	Label	Cases	Percentage
101	Dpt of DAKAR	320	34.4%
102	Dpt of GUEDEAWAY	41	4.4%
103	Dpt of PIKINE	135	14.5%
104	Dpt of RUFISQUE	139	14.9%
201	Dpt of BAMBAY	5	0.5%
202	Dpt of DIORBEL	7	0.8%
203	Dpt of MBACKE	34	3.7%
301	Dpt of FATICK	4	0.4%

File : sn_qb_assets

q512: Region/province/district of this asset

Value	Label	Cases	Percentage
302	Dpt of FOUNDIUGNE	1	0.1%
303	Dpt of GOSSA	3	0.3%
402	Dpt of KAOLACK	13	1.4%
403	Dpt of NIORO DU RIP	3	0.3%
501	Dpt of KOLDA	13	1.4%
502	Dpt of SEDHIOU	5	0.5%
503	Dpt of VELINGARA	14	1.5%
601	Dpt of KEBEMER	4	0.4%
602	Dpt of LINGUERE	2	0.2%
603	Dpt of LOUGA	24	2.6%
701	Dpt of KANEL	5	0.5%
702	Dpt of MATAM	14	1.5%
801	Dpt of DAGANA	2	0.2%
802	Dpt of PODOR	4	0.4%
803	Dpt of SAINT-LOUIS	16	1.7%
901	Dpt of BAKEL	5	0.5%
902	Dpt of KEDOUGOU	2	0.2%
903	Dpt of TAMBACOUNDA	13	1.4%
1001	Dpt of MBOUR	40	4.3%
1002	Dpt of THIES	26	2.8%
1003	Dpt of TIVAOUANE	9	1.0%
1101	Dpt of BIGNONA	10	1.1%
1102	Dpt of OUSSOUYE	1	0.1%
1103	Dpt of ZIGUINCHOR	16	1.7%
Sysmiss		1167	

Warning: these figures indicate the number of cases found in the data file. They cannot be interpreted as summary statistics of the population of interest.

q513: How did you obtain this asset

Information	[Type= discrete] [Format=numeric] [Range= 1-2147483624] [Missing=*]
Statistics [NW/ W]	[Valid=1017 /-] [Invalid=1080 /-]
Universe	If q20tot not in 0
Literal question	513. And how did you obtain this asset:
Post-question	If q513 in 1 => Go to next asset

Value	Label	Cases	Percentage
1	Somebody gave it to you	287	28.2%
2	You bought it or built it	686	67.5%
3	A bit of both	44	4.3%
Sysmiss		1080	

Warning: these figures indicate the number of cases found in the data file. They cannot be interpreted as summary statistics of the population of interest.

q514: You bought it/built it

Information	[Type= discrete] [Format=character] [Missing=*.b/.c]
Statistics [NW/ W]	[Valid=731 /-] [Invalid=13 /-]
Universe	If q20tot not in 0

File : sn_qb_assets

q514: You bought it/built it

	If q513 in 2, 3
Literal question	514. You bought it (or built it)... Multiple answers
Post-question	FILTER: If 514 = 6 or 7 among others => Go to 515 Otherwise => Go to the next asset
Interviewer's instructions	Read out

Value	Label	Cases	Percentage
1		32	4.4%
1 2		2	0.3%
1 2 3		1	0.1%
1 2 6		1	0.1%
1 3 8 6		1	0.1%
1 4 7		1	0.1%
2		483	66.1%
2 1		1	0.1%
2 3		45	6.2%
2 3 6		1	0.1%
2 3 6 7		1	0.1%
2 3 7		1	0.1%
2 4		10	1.4%
2 4 1		1	0.1%
2 4 3		1	0.1%
2 4 6		1	0.1%
2 4 6 7		1	0.1%
2 6		9	1.2%
2 6 7		1	0.1%
2 6 8		2	0.3%
2 7		18	2.5%
2 8		6	0.8%
3		44	6.0%
3 2		4	0.5%
3 8		1	0.1%
4		7	1.0%
4 2		1	0.1%
5		1	0.1%
5 2		1	0.1%
6		16	2.2%
6 2		2	0.3%
6 2 3		1	0.1%
6 2 7		1	0.1%
7		11	1.5%
7 6		1	0.1%
8		20	2.7%
.b		9	

File : sn_qb_assets

q514: You bought it/built it

Value	Label	Cases	Percentage
.c		4	

Warning: these figures indicate the number of cases found in the data file. They cannot be interpreted as summary statistics of the population of interest.

q514_1: Bought it on a leasing/hire-purchase basis

Information	[Type= discrete] [Format=numeric] [Range= 0-1] [Missing=*]
Statistics [NW/ W]	[Valid=744 /-] [Invalid=1353 /-]
Universe	If q20tot not in 0 If q513 in 2, 3
Literal question	514. You bought it (or built it)... On a leasing/hire-purchase basis

Value	Label	Cases	Percentage
0	No	704	94.6%
1	Yes	40	5.4%
Sysmiss		1353	

Warning: these figures indicate the number of cases found in the data file. They cannot be interpreted as summary statistics of the population of interest.

q514_2: Bought it from your personal savings

Information	[Type= discrete] [Format=numeric] [Range= 0-1] [Missing=*]
Statistics [NW/ W]	[Valid=744 /-] [Invalid=1353 /-]
Universe	If q20tot not in 0 If q513 in 2, 3
Literal question	514. You bought it (or built it)... From your personal savings

Value	Label	Cases	Percentage
0	No	148	19.9%
1	Yes	596	80.1%
Sysmiss		1353	

Warning: these figures indicate the number of cases found in the data file. They cannot be interpreted as summary statistics of the population of interest.

q514_3: Bought it with a bank loan etc.

Information	[Type= discrete] [Format=numeric] [Range= 0-1] [Missing=*]
Statistics [NW/ W]	[Valid=744 /-] [Invalid=1353 /-]
Universe	If q20tot not in 0 If q513 in 2, 3
Literal question	514. You bought it (or built it)... With a bank loan or a mutual insurance fund

Value	Label	Cases	Percentage
0	No	643	86.4%
1	Yes	101	13.6%
Sysmiss		1353	

Warning: these figures indicate the number of cases found in the data file. They cannot be interpreted as summary statistics of the population of interest.

q514_4: Bought it with the money from a tontine

Information	[Type= discrete] [Format=numeric] [Range= 0-1] [Missing=*]
Statistics [NW/ W]	[Valid=744 /-] [Invalid=1353 /-]
Universe	If q20tot not in 0

File : sn_qb_assets

q514_4: Bought it with the money from a tontine

If q513 in 2, 3

Literal question
514. You bought it (or built it)...
With the money from a tontine

Value	Label	Cases	Percentage
0	No	721	96.9%
1	Yes	23	3.1%
Sysmiss		1353	

Warning: these figures indicate the number of cases found in the data file. They cannot be interpreted as summary statistics of the population of interest.

q514_5: Bought it with a government aid

Information [Type= discrete] [Format=numeric] [Range= 0-1] [Missing=*]

Statistics [NW/ W] [Valid=744 /-] [Invalid=1353 /-]

Universe
If q20tot not in 0
If q513 in 2, 3

Literal question
514. You bought it (or built it)...
With a government aid

Value	Label	Cases	Percentage
0	No	742	99.7%
1	Yes	2	0.3%
Sysmiss		1353	

Warning: these figures indicate the number of cases found in the data file. They cannot be interpreted as summary statistics of the population of interest.

# q514_6: Bought it with a loan from a family member/friend			
Information	[Type= discrete] [Format=numeric] [Range= 0-1] [Missing=*]		
Statistics [NW/ W]	[Valid=744 /-] [Invalid=1353 /-]		
Universe	If q20tot not in 0 If q513 in 2, 3		
Literal question	514. You bought it (or built it)... With a loan from a family member or a friend		
Value	Label	Cases	Percentage
0	No	705	94.8%
1	Yes	39	5.2%
Sysmiss		1353	
<i>Warning: these figures indicate the number of cases found in the data file. They cannot be interpreted as summary statistics of the population of interest.</i>			
# q514_7: Bought it with a gift/inheritance			
Information	[Type= discrete] [Format=numeric] [Range= 0-1] [Missing=*]		
Statistics [NW/ W]	[Valid=744 /-] [Invalid=1353 /-]		
Universe	If q20tot not in 0 If q513 in 2, 3		
Literal question	514. You bought it (or built it)... With a gift or the money from an inheritance		
Value	Label	Cases	Percentage
0	No	708	95.2%
1	Yes	36	4.8%
Sysmiss		1353	
<i>Warning: these figures indicate the number of cases found in the data file. They cannot be interpreted as summary statistics of the population of interest.</i>			
# q514_8: Bought it differently			
Information	[Type= discrete] [Format=numeric] [Range= 0-1] [Missing=*]		
Statistics [NW/ W]	[Valid=744 /-] [Invalid=1353 /-]		
Universe	If q20tot not in 0 If q513 in 2, 3		
Literal question	514. You bought it (or built it)... Differently		
Value	Label	Cases	Percentage
0	No	714	96.0%
1	Yes	30	4.0%
Sysmiss		1353	
<i>Warning: these figures indicate the number of cases found in the data file. They cannot be interpreted as summary statistics of the population of interest.</i>			
# q514_NR: Bought it no answer			
Information	[Type= discrete] [Format=numeric] [Range= 0-1] [Missing=*]		
Statistics [NW/ W]	[Valid=744 /-] [Invalid=1353 /-]		
Universe	If q20tot not in 0 If q513 in 2, 3		
Literal question	514. You bought it (or built it)... No answer		
Value	Label	Cases	Percentage
0	No	731	98.3%
1	Yes	13	1.7%

# q514_NR: Bought it no answer			
Value	Label	Cases	Percentage
Sysmiss		1353	
<i>Warning: these figures indicate the number of cases found in the data file. They cannot be interpreted as summary statistics of the population of interest.</i>			
# q514_a: Specify "bought it differently"			
Information	[Type= discrete] [Format=character] [Missing=*/.b]		
Statistics [NW/ W]	[Valid=30 /-] [Invalid=5 /-]		
Universe	If q20tot not in 0 If q513 in 2, 3 If q514_8 in 1		
Literal question	514. You bought it (or built it)... Differently => Specify		
Value	Label	Cases	Percentage
A L'Aide D'Une Cooperative		1	3.3%
Achete Avec Son Conjoint		1	3.3%
Apports De 2 Amis (Chacun 100000F)		1	3.3%
Association		2	6.7%
Avec Des Amis		1	3.3%
Avec L Argent De Depart Volontaire		1	3.3%
Avec L'Aide De Mon Conjoint		2	6.7%
Avec L'Argent De Son Licenciement eConomique		1	3.3%
Avec La Participation De Mon Mari		1	3.3%
Avec Un Fond De Commerce		1	3.3%
C'Est Mon Mari Qui Me L'A Offert		1	3.3%
Cooperative		2	6.7%
Cooperative D'Habitat		1	3.3%
Cooperative Dhabitat		1	3.3%
Cotisation		1	3.3%
En Se Demerdant		2	6.7%
Indemnites Secu D'Accident Du Travail		1	3.3%
Jai Vendu Ma Cantine Au Marche Hlm		1	3.3%

q514_a: Specify "bought it differently"

Value	Label	Cases	Percentage
Je Prend Un Nombre Je Vend Puis Je Garde Le Benefice		1	3.3%
L'eTat a RecupeRe Le Terrain Et DeMoli Le Logement Et A Cede Une Autre Parcelle De Terrain En eChange		1	3.3%
Location De Ma Maison		1	3.3%
Loterie		1	3.3%
Ma Fille Qui Est En Italie		1	3.3%
On M'A Prete Le Local		1	3.3%
Par La Cooperative D Habitat De Notre Ecole		1	3.3%
Sin Inversion Previa		1	3.3%
.b		5	

Warning: these figures indicate the number of cases found in the data file. They cannot be interpreted as summary statistics of the population of interest.

q515: The persons who have lent/given you money to pay for this asset

Information	[Type= discrete] [Format=character] [Missing=*/.b/.c]
Statistics [NW/ W]	[Valid=66 /-] [Invalid=4 /-]
Definition	Family members: answers 1 to 8 Other persons: answers 9 and 10
Universe	If q20tot not in 0 If q513 in 2, 3 If q514 in 6 or 7 among others
Literal question	515. The persons who have lent or given you money to pay for this asset, are they... Multiple answers
Post-question	FILTER: If Ego has one or more members of his personal network outside Senegal => 516 Otherwise => Go to the next asset

Value	Label	Cases	Percentage
1		7	10.6%
1 3		2	3.0%
1 4		2	3.0%
1 8		2	3.0%
10		3	4.5%
2		4	6.1%
2 1		1	1.5%
2 4		1	1.5%
3		15	22.7%
3 4		2	3.0%

q515: The persons who have lent/given you money to pay for this asset

Value	Label	Cases	Percentage
3 6 9		1	1.5%
3 8		1	1.5%
4		5	7.6%
4 10		1	1.5%
4 5		2	3.0%
4 8		1	1.5%
4 9		2	3.0%
5		2	3.0%
8		7	10.6%
9		4	6.1%
9 4		1	1.5%
.b		1	
.c		3	

Warning: these figures indicate the number of cases found in the data file. They cannot be interpreted as summary statistics of the population of interest.

q515_1: Money from father

Information	[Type= discrete] [Format=numeric] [Range= 0-1] [Missing=*]
Statistics [NW/ W]	[Valid=70 /-] [Invalid=2027 /-]
Universe	If q20tot not in 0 If q513 in 2, 3 If q514 in 6 or 7 among others
Literal question	515. The persons who have lent or given you money to pay for this asset, are they... Your father

Value	Label	Cases	Percentage
0	No	56	80.0%
1	Yes	14	20.0%
Sysmiss		2027	

Warning: these figures indicate the number of cases found in the data file. They cannot be interpreted as summary statistics of the population of interest.

q515_2: Money from mother

Information	[Type= discrete] [Format=numeric] [Range= 0-1] [Missing=*]
Statistics [NW/ W]	[Valid=70 /-] [Invalid=2027 /-]
Universe	If q20tot not in 0 If q513 in 2, 3 If q514 in 6 or 7 among others
Literal question	515. The persons who have lent or given you money to pay for this asset, are they... Your mother

Value	Label	Cases	Percentage
0	No	64	91.4%
1	Yes	6	8.6%
Sysmiss		2027	

Warning: these figures indicate the number of cases found in the data file. They cannot be interpreted as summary statistics of the population of interest.

q515_3: Money from partner(s)

Information	[Type= discrete] [Format=numeric] [Range= 0-1] [Missing=*]
Statistics [NW/ W]	[Valid=70 /-] [Invalid=2027 /-]
Universe	If q20tot not in 0 If q513 in 2, 3

# q515_3: Money from partner(s)			
	If q514 in 6 or 7 among others		
Literal question	515. The persons who have lent or given you money to pay for this asset, are they... Your partner(s)		
Value	Label	Cases	Percentage
0	No	49	70.0%
1	Yes	21	30.0%
Sysmiss		2027	
<i>Warning: these figures indicate the number of cases found in the data file. They cannot be interpreted as summary statistics of the population of interest.</i>			
# q515_4: Money from brother(s)			
Information	[Type= discrete] [Format=numeric] [Range= 0-1] [Missing=*]		
Statistics [NW/ W]	[Valid=70 /-] [Invalid=2027 /-]		
Universe	If q20tot not in 0 If q513 in 2, 3 If q514 in 6 or 7 among others		
Literal question	515. The persons who have lent or given you money to pay for this asset, are they... One or several brothers		
Value	Label	Cases	Percentage
0	No	53	75.7%
1	Yes	17	24.3%
Sysmiss		2027	
<i>Warning: these figures indicate the number of cases found in the data file. They cannot be interpreted as summary statistics of the population of interest.</i>			
# q515_5: Money from sister(s)			
Information	[Type= discrete] [Format=numeric] [Range= 0-1] [Missing=*]		
Statistics [NW/ W]	[Valid=70 /-] [Invalid=2027 /-]		
Universe	If q20tot not in 0 If q513 in 2, 3 If q514 in 6 or 7 among others		
Literal question	515. The persons who have lent or given you money to pay for this asset, are they... One or several sisters		
Value	Label	Cases	Percentage
0	No	66	94.3%
1	Yes	4	5.7%
Sysmiss		2027	
<i>Warning: these figures indicate the number of cases found in the data file. They cannot be interpreted as summary statistics of the population of interest.</i>			
# q515_6: Money from son(s)			
Information	[Type= discrete] [Format=numeric] [Range= 0-1] [Missing=*]		
Statistics [NW/ W]	[Valid=70 /-] [Invalid=2027 /-]		
Universe	If q20tot not in 0 If q513 in 2, 3 If q514 in 6 or 7 among others		
Literal question	515. The persons who have lent or given you money to pay for this asset, are they... One or several of your sons		
Value	Label	Cases	Percentage
0	No	69	98.6%
1	Yes	1	1.4%
Sysmiss		2027	

q515_6: Money from son(s)*Warning: these figures indicate the number of cases found in the data file. They cannot be interpreted as summary statistics of the population of interest.***# q515_7: Money from daughter(s)****Information** [Type= discrete] [Format=numeric] [Range= 0-1] [Missing=*]**Statistics [NW/ W]** [Valid=70 /-] [Invalid=2027 /-]**Universe**
If q20tot not in 0
If q513 in 2, 3
If q514 in 6 or 7 among others**Literal question**
515. The persons who have lent or given you money to pay for this asset, are they...
One or several of your daughters

Value	Label	Cases	Percentage
0	No	70	100.0%
Sysmiss		2027	

*Warning: these figures indicate the number of cases found in the data file. They cannot be interpreted as summary statistics of the population of interest.***# q515_8: Money from another parent(s)****Information** [Type= discrete] [Format=numeric] [Range= 0-1] [Missing=*]**Statistics [NW/ W]** [Valid=70 /-] [Invalid=2027 /-]**Universe**
If q20tot not in 0
If q513 in 2, 3
If q514 in 6 or 7 among others**Literal question**
515. The persons who have lent or given you money to pay for this asset, are they...
Another relative

Value	Label	Cases	Percentage
0	No	59	84.3%
1	Yes	11	15.7%
Sysmiss		2027	

*Warning: these figures indicate the number of cases found in the data file. They cannot be interpreted as summary statistics of the population of interest.***# q515_9: Money from friend(s)****Information** [Type= discrete] [Format=numeric] [Range= 0-1] [Missing=*]**Statistics [NW/ W]** [Valid=70 /-] [Invalid=2027 /-]**Universe**
If q20tot not in 0
If q513 in 2, 3
If q514 in 6 or 7 among others**Literal question**
515. The persons who have lent or given you money to pay for this asset, are they...
One or several friends

Value	Label	Cases	Percentage
0	No	62	88.6%
1	Yes	8	11.4%
Sysmiss		2027	















*Warning: these figures indicate the number of cases found in the data file. They cannot be interpreted as summary statistics of the population of interest.***# q515_10: Money from other****Information** [Type= discrete] [Format=numeric] [Range= 0-1] [Missing=*]**Statistics [NW/ W]** [Valid=70 /-] [Invalid=2027 /-]**Universe**
If q20tot not in 0
If q513 in 2, 3
If q514 in 6 or 7 among others**Literal question**
515. The persons who have lent or given you money to pay for this asset, are they...

# q515_10: Money from other			
		Somebody else	
Value	Label	Cases	Percentage
0	No	66	94.3%
1	Yes	4	5.7%
Sysmiss		2027	
<i>Warning: these figures indicate the number of cases found in the data file. They cannot be interpreted as summary statistics of the population of interest.</i>			
# q515_NR: Money from no answer			
Information	[Type= discrete] [Format=numeric] [Range= 0-1] [Missing=*]		
Statistics [NW/ W]	[Valid=70 /-] [Invalid=2027 /-]		
Universe	If q20tot not in 0 If q513 in 2, 3 If q514 in 6 or 7 among others		
Literal question	515. The persons who have lent or given you money to pay for this asset, are they... No answer		
Value	Label	Cases	Percentage
0	No	66	94.3%
1	Yes	4	5.7%
Sysmiss		2027	
<i>Warning: these figures indicate the number of cases found in the data file. They cannot be interpreted as summary statistics of the population of interest.</i>			
# q515_a: Money: specify another relative			
Information	[Type= discrete] [Format=character] [Missing=*/.b]		
Statistics [NW/ W]	[Valid=10 /-] [Invalid=1 /-]		
Universe	If q20tot not in 0 If q513 in 2, 3 If q514 in 6 or 7 among others If q515_8 in 1		
Literal question	515. The persons who have lent or given you money to pay for this asset, are they... Another relative => Specify		
Value	Label	Cases	Percentage
Belle-Famille		1	10.0%
CuÃ±ado		1	10.0%
Le Cousin De Bopp		1	10.0%
Nonni		1	10.0%
Oncle		1	10.0%
Oncle Paternel		2	20.0%
Suegros		1	10.0%
Zio		1	10.0%
Zio Materno		1	10.0%
.b		1	
<i>Warning: these figures indicate the number of cases found in the data file. They cannot be interpreted as summary statistics of the population of interest.</i>			
# q515_b: Money: specify somebody else			
Information	[Type= discrete] [Format=character] [Missing=*]		
Statistics [NW/ W]	[Valid=3 /-] [Invalid=0 /-]		
Universe	If q20tot not in 0 If q513 in 2, 3 If q514 in 6 or 7 among others		

# q515_b: Money: specify somebody else			
	If q515_10 in 1		
Literal question	515. The persons who have lent or given you money to pay for this asset, are they... Somebody else => Specify		
Value	Label	Cases	Percentage
Fournisseur		1	33.3%
Heritage		1	33.3%
Oncle		1	33.3%
<i>Warning: these figures indicate the number of cases found in the data file. They cannot be interpreted as summary statistics of the population of interest.</i>			
# q516: Are these persons of your family or personal network who live/lived abroad			
Information	[Type= discrete] [Format=numeric] [Range= 1-2] [Missing=*]		
Statistics [NW/ W]	[Valid=54 /-] [Invalid=2043 /-]		
Universe	If q20tot not in 0 If q513 in 2, 3 If q514 in 6 or 7 among others If Ego has one or more members of his personal network outside Senegal		
Literal question	516. Are these persons of your family or personal network who live or who lived outside Senegal and about whom we talked before?		
Post-question	NEXT ASSETS => Additional sheets Otherwise, Go to TRANSFERS => Next page		
Value	Label	Cases	Percentage
1	Yes	30	55.6%
2	No	24	44.4%
Sysmiss		2043	
<i>Warning: these figures indicate the number of cases found in the data file. They cannot be interpreted as summary statistics of the population of interest.</i>			
# q516_a: Migrant code 1			
Information	[Type= discrete] [Format=numeric] [Range= 1-16] [Missing=*]		
Statistics [NW/ W]	[Valid=30 /-] [Invalid=2067 /-]		
Universe	If q20tot not in 0 If q513 in 2, 3 If q514 in 6 or 7 among others If Ego has one or more members of his personal network outside Senegal If q516 in 1		
Literal question	516. Are these persons of your family or personal network who live or who lived outside Senegal and about whom we talked before? Migrant code 1		
Post-question	NEXT ASSETS => Additional sheets Otherwise, Go to TRANSFERS => Next page		
Interviewer's instructions	If yes, write down the Migrant Code given in AGEVEN Column 4		
Value	Label	Cases	Percentage
1		16	53.3%
2		6	20.0%
3		1	3.3%
5		6	20.0%
16		1	3.3%
Sysmiss		2067	
<i>Warning: these figures indicate the number of cases found in the data file. They cannot be interpreted as summary statistics of the population of interest.</i>			

# q516_b: Migrant code 2			
Information	[Type= discrete] [Format=numeric] [Range= 2-3] [Missing=*]		
Statistics [NW/ W]	[Valid=2 /-] [Invalid=2095 /-]		
Universe	If q20tot not in 0 If q513 in 2, 3 If q514 in 6 or 7 among others If Ego has one or more members of his personal network outside Senegal If q516 in 1		
Literal question	516. Are these persons of your family or personal network who live or who lived outside Senegal and about whom we talked before? Migrant code 2		
Post-question	NEXT ASSETS => Additional sheets Otherwise, Go to TRANSFERS => Next page		
Interviewer's instructions	If yes, write down the Migrant Code given in AGEVEN Column 4		
Value	Label	Cases	Percentage
2		1	50.0%
3		1	50.0%
Sysmiss		2095	
<i>Warning: these figures indicate the number of cases found in the data file. They cannot be interpreted as summary statistics of the population of interest.</i>			
# flag_age: Less than 25 years and more than 75 years			
Information	[Type= discrete] [Format=numeric] [Range= 0-1] [Missing=*]		
Statistics [NW/ W]	[Valid=2097 /-] [Invalid=0 /-]		
Definition	The migrant is younger than 25 or older than 75 at the time of the survey.		
Notes	These individuals have ages very close to the thresholds 25-75.		
Value	Label	Cases	Percentage
0	No	2089	99.6%
1	Yes	8	0.4%
<i>Warning: these figures indicate the number of cases found in the data file. They cannot be interpreted as summary statistics of the population of interest.</i>			
# flag_arrival: First migration in Europe before 18			
Information	[Type= discrete] [Format=numeric] [Range= 0-1] [Missing=*]		
Statistics [NW/ W]	[Valid=1147 /-] [Invalid=950 /-]		
Definition	The migrant (current or returnee) arrived in Europe the 1st time before 18.		
Value	Label	Cases	Percentage
0	No	1130	98.5%
1	Yes	17	1.5%
Sysmiss		950	
<i>Warning: these figures indicate the number of cases found in the data file. They cannot be interpreted as summary statistics of the population of interest.</i>			
# flag_visitor: Resident in Europe but surveyed in Africa			
Information	[Type= discrete] [Format=numeric] [Range= 0-1] [Missing=*]		
Statistics [NW/ W]	[Valid=2097 /-] [Invalid=0 /-]		
Definition	The migrant was living in Europe at the time of the survey, but was surveyed in Africa during a visit.		
Notes	In these cases, id_country = country of residence in Europe (even though the questionnaire was filled in in Senegal)		
Value	Label	Cases	Percentage
0	No	2089	99.6%
1	Yes	8	0.4%
<i>Warning: these figures indicate the number of cases found in the data file. They cannot be interpreted as summary statistics of the population of interest.</i>			

# weight_eur: Weighting normalized on the 3 european countries	
Information	[Type= continuous] [Format=numeric] [Range= 0.123741947114468-2.92577934265137] [Missing=*]
Statistics [NW/ W]	[Valid=830 /-] [Invalid=1267 /-]
Definition	Use when working on the European countries pooled together (for example, the Senegalese population sampled in France, Italy and Spain). It should not be used if the analyses include individuals surveyed in Africa.
# weight_all: Weighting normalized on the 4 countries	
Information	[Type= continuous] [Format=numeric] [Range= 0.043433666229248-7.21617412567139] [Missing=*]
Statistics [NW/ W]	[Valid=2097 /-] [Invalid=0 /-]
Definition	Use when working on all countries of the MAFE survey (for example, Senegalese population from Senegalese, French, Italian and Spanish samples).
# weight_ctry: Weighting normalized by country	
Information	[Type= continuous] [Format=numeric] [Range= 0.054081816226244-5.26600313186646] [Missing=*]
Statistics [NW/ W]	[Valid=2097 /-] [Invalid=0 /-]
Definition	Use when working on a single country (for example, the Senegalese population sampled only in Senegal, or in any single European country).

File : sn_qb_mig_attempts			
# ident: Biographic individual identifier			
Information	[Type= discrete] [Format=character] [Missing=*]		
Statistics [NW/ W]	[Valid=1729 /-] [Invalid=0 /-]		
Definition	Individual identifiant = 1st letter of country + n° of questionnaire compost		
# id_country: Country of the survey			
Information	[Type= discrete] [Format=character] [Missing=*]		
Statistics [NW/ W]	[Valid=1729 /-] [Invalid=0 /-]		
Definition	Country where the data was collected: - Es = Spain - Fr = France - It = Italy - Sn = Senegal		
Value	Label	Cases	Percentage
Es		203	 11.7%
Fr		217	 12.6%
It		205	 11.9%
Sn		1104	 63.9%
<i>Warning: these figures indicate the number of cases found in the data file. They cannot be interpreted as summary statistics of the population of interest.</i>			
# n_menage: ID of the HH			
Information	[Type= continuous] [Format=numeric] [Range= 3-2011] [Missing=*]		
Statistics [NW/ W]	[Valid=192 /-] [Invalid=1537 /-]		
Definition	Household ID Only available for Africa		
# n_indiv: ID of the individual in the HH			
Information	[Type= continuous] [Format=numeric] [Range= 0-100] [Missing=*]		
Statistics [NW/ W]	[Valid=188 /-] [Invalid=1541 /-]		
Definition	ID of each individual within her/his household Only available for Africa		
# num_dr: Constructed ID of the PSU			
Information	[Type= discrete] [Format=character] [Missing=*]		
Statistics [NW/ W]	[Valid=1107 /-] [Invalid=0 /-]		
Definition	Survey area ID Only available for Africa		
Value	Label	Cases	Percentage
01		7	 0.6%
02		21	 1.9%
03		19	 1.7%
04		16	 1.4%
05		19	 1.7%
06		19	 1.7%
07		17	 1.5%
08		19	 1.7%
09		17	 1.5%
10		25	 2.3%

File : sn_qb_mig_attempts

num_dr: Constructed ID of the PSU

Value	Label	Cases	Percentage
11		16	1.4%
12		21	1.9%
13		27	2.4%
14		19	1.7%
15		11	1.0%
16		11	1.0%
17		17	1.5%
18		20	1.8%
19		18	1.6%
20		9	0.8%
21		21	1.9%
22		15	1.4%
23		19	1.7%
24		15	1.4%
25		21	1.9%
26		15	1.4%
27		14	1.3%
28		13	1.2%
29		15	1.4%
30		18	1.6%
31		27	2.4%
32		16	1.4%
33		18	1.6%
34		30	2.7%
35		24	2.2%
36		25	2.3%
37		25	2.3%
38		18	1.6%
39		13	1.2%
40		21	1.9%
41		31	2.8%
42		16	1.4%
43		22	2.0%
44		13	1.2%
45		20	1.8%
46		29	2.6%
47		16	1.4%
48		23	2.1%
49		15	1.4%
50		18	1.6%
51		18	1.6%
52		14	1.3%
53		17	1.5%

File : sn_qb_mig_attempts

num_dr: Constructed ID of the PSU

Value	Label	Cases	Percentage
54		22	2.0%
55		14	1.3%
56		15	1.4%
57		14	1.3%
58		21	1.9%
59		21	1.9%
60		17	1.5%

Warning: these figures indicate the number of cases found in the data file. They cannot be interpreted as summary statistics of the population of interest.

strata_area: Strate of the CD defined by the population census

Information	[Type= discrete] [Format=numeric] [Range= 1-10] [Missing=*]
Statistics [NW/ W]	[Valid=1107 /-] [Invalid=622 /-]
Definition	Migration prevalence in each survey area, defined using the 2002 Census Only available for Africa

Value	Label	Cases	Percentage
1		102	9.2%
2		106	9.6%
3		110	9.9%
4		112	10.1%
5		113	10.2%
6		109	9.8%
7		119	10.7%
8		104	9.4%
9		131	11.8%
10		101	9.1%
Sysmiss		622	

Warning: these figures indicate the number of cases found in the data file. They cannot be interpreted as summary statistics of the population of interest.

strata_hh: HH with migrants

Information	[Type= discrete] [Format=numeric] [Range= 0-2] [Missing=*]
Statistics [NW/ W]	[Valid=1107 /-] [Invalid=622 /-]
Definition	Stratification by household migrant status according to the screening survey Only available for Africa

Value	Label	Cases	Percentage
0	Non migrant HH	726	65.6%
1	HH with returnee(s) or migrant(s) abroad	381	34.4%
Sysmiss		622	

Warning: these figures indicate the number of cases found in the data file. They cannot be interpreted as summary statistics of the population of interest.

strata_ind: Presence of migrant in the HH during the census

Information	[Type= discrete] [Format=numeric] [Range= 1-3] [Missing=*]
Statistics [NW/ W]	[Valid=1102 /-] [Invalid=627 /-]
Definition	3 strata according to the individuals' migratory status Only available for Africa

File : sn_qb_mig_attempts

strata_ind: Presence of migrant in the HH during the census

Value	Label	Cases	Percentage
1	Return migrant	161	14.6%
2	Partner of a migrant	120	10.9%
3	Other non migrant	821	74.5%
Sysmiss		627	

Warning: these figures indicate the number of cases found in the data file. They cannot be interpreted as summary statistics of the population of interest.

num_tent: Migration attempt number

Information	[Type= discrete] [Format=numeric] [Range= 1-7] [Missing=*]
Statistics [NW/ W]	[Valid=243 /-] [Invalid=1486 /-]
Universe	If q22 in 1

Value	Label	Cases	Percentage
1		182	74.9%
2		40	16.5%
3		12	4.9%
4		4	1.6%
5		2	0.8%
6		2	0.8%
7		1	0.4%
Sysmiss		1486	

Warning: these figures indicate the number of cases found in the data file. They cannot be interpreted as summary statistics of the population of interest.

q1: Sex

Information	[Type= discrete] [Format=numeric] [Range= 1-9999] [Missing=*]
Statistics [NW/ W]	[Valid=1729 /-] [Invalid=0 /-]

Pre-question	<p>PRESENTATION OF THE STUDY TO THE RESPONDENTS</p> <p>Hello, my name is I am taking part in a study about migration between Senegal and various countries in Europe, and on links between people living in Senegal and their families and friends who live abroad. Before we start, I'd like to briefly present the study to you, and inform you about your rights.</p> <p>This study has been organised by the University of Dakar, and several European research organisms: the Institut national d'études démographiques (Paris, France), the University of Pompeu Fabra (Barcelone, Espagne), FIERI (Turin, Italie), in collaboration with ENDA Tiers-Monde.</p> <p>WHY THIS STUDY? => Hand out the INFORMATION LEAFLET and present the study</p> <p>* For a number of years, African migration has been a major issue of public debate - in politics and the media, both in Africa and in Europe. However, this debate is often not based on real evidence, but rather on opinions.</p> <p>* In fact, the scale and causes of Senegalese migration are not very well known. We also don't know the real impacts of migration on the living conditions of Senegalese families or on Senegal's national development.</p> <p>* In this study, which is organised by both Senegalese and European researchers, we would like to produce statistical data based on the real life experiences of Senegalese people. We hope that this data will help us to understand migration better, including its effects on Senegal.</p> <p>* The findings will be used to contribute to public debates gathering citizens, researchers and political decision-makers. The finale goal of this study is to link both real life experiences and migratory and development policies.</p> <p>HOW IS THIS GOING TO HAPPEN?</p> <p>* To carry out this study, we will meet people with very different migration experiences: people who have always stayed in Senegal; people who've lived abroad but have come back to Senegal; and people who remain in Europe.</p> <p>* Some information has already been collected in January and February 2008, on households living in Dakar, mainly about life conditions and the families' relationship with their migrants.</p>
---------------------	---

File : sn_qb_mig_attempts

q1: Sex

* Today, this questionnaire involves questions about you, your life. There are questions about the places you have lived since your childhood; about your occupations and family life; the trips you have made abroad; and so on. All these questions will allow us to look at the relationships between whether people migrate or not, and their economic and family circumstances.
 * Since everyone's experiences are different, the duration of the interview varies - it should be between half an hour, and a maximum of two hours, depending on your individual life history.

RIGHTS AND CONFIDENTIALITY OF ANSWERS

* If a question makes you feel uneasy, you are not obliged to answer. You can stop the interview at any time.

* We guarantee that all the information you provide us with will be kept confidential. Your name and address are not recorded in the questionnaire. Nobody will be able to identify you from the information that you give me.

Before we start: do you have any questions?

INTRODUCTION

Literal question

Q1. The respondent is:

Post-question

To begin with, I would like to note the major events and periods of your life on this grid. We will begin at the time of your birth. Later we will look at these periods of life in some more detail.

Interviewer's instructions

STUDY IN FRANCE: Hand out the CNIL letter to the interviewee.

In compliance with the law "informatique et libertés" of January 6, 1978, you have a right to access and rectify information concerning yourself.

To exercise this right, you should apply by mail, before the first July 2008, at INED. As data are anonymous, the correction will only be possible on presentation of your interviewee number.

Value	Label	Cases	Percentage
1	Man	850	49.2%
2	Woman	879	50.8%

Warning: these figures indicate the number of cases found in the data file. They cannot be interpreted as summary statistics of the population of interest.

q1a: Year of birth

Information

[Type= discrete] [Format=numeric] [Range= 1932-9999] [Missing=*]

Statistics [NW/ W]

[Valid=1729 /-] [Invalid=0 /-]

Literal question

Q1A. To start with, and to help us to set a time scale, could you tell me in which year you were born (or your age)?
 Year of birth

Interviewer's instructions

AGEVEN: Locate year of birth in the grid, note 0 in the columns titled "age", and fill in these columns by retracing the age till the current age of the respondent.

Value	Label	Cases	Percentage
1932		1	0.1%
1933		3	0.2%
1934		6	0.3%
1935		6	0.3%
1936		5	0.3%
1937		1	0.1%
1938		5	0.3%
1939		6	0.3%
1940		8	0.5%
1941		5	0.3%
1942		7	0.4%
1943		13	0.8%
1944		6	0.3%
1945		10	0.6%
1946		11	0.6%

File : sn_qb_mig_attempts

q1a: Year of birth

Value	Label	Cases	Percentage
1947		16	0.9%
1948		13	0.8%
1949		15	0.9%
1950		16	0.9%
1951		17	1.0%
1952		16	0.9%
1953		25	1.4%
1954		25	1.4%
1955		29	1.7%
1956		21	1.2%
1957		24	1.4%
1958		39	2.3%
1959		29	1.7%
1960		48	2.8%
1961		37	2.1%
1962		47	2.7%
1963		52	3.0%
1964		37	2.1%
1965		44	2.5%
1966		46	2.7%
1967		49	2.8%
1968		66	3.8%
1969		42	2.4%
1970		69	4.0%
1971		60	3.5%
1972		90	5.2%
1973		72	4.2%
1974		65	3.8%
1975		50	2.9%
1976		47	2.7%
1977		69	4.0%
1978		61	3.5%
1979		56	3.2%
1980		63	3.6%
1981		56	3.2%
1982		66	3.8%
1983		57	3.3%
1984		2	0.1%

Warning: these figures indicate the number of cases found in the data file. They cannot be interpreted as summary statistics of the population of interest.

age_survey: Age at survey

Information	[Type= continuous] [Format=numeric] [Range= 25-77] [Missing=*]
Statistics [NW/ W]	[Valid=1729 /-] [Invalid=0 /-] [Mean=41.457 /-] [StdDev=11.136 /-]
Literal question	Q1A. To start with, and to help us to set a time scale, could you tell me in which year you were born (or your age)?

File : sn_qb_mig_attempts

age_survey: Age at survey

	Age
Interviewer's instructions	AGEVEN: Locate year of birth in the grid, note 0 in the columns titled "age", and fill in these columns by retracing the age till the current age of the respondent.

q18: Which is the last school year you attended

Information	[Type= discrete] [Format=numeric] [Range= 0-2147483624] [Missing=*]
Statistics [NW/ W]	[Valid=1725 /-] [Invalid=4 /-]
Literal question	Q18. Let's talk about your studies: Which is the last school year you attended?
Post-question	If q18 in 0, 1, 2, 3, 4, 5, 6, 7 => Go to the "Activity" module
Interviewer's instructions	- If EGO has no formal education: Encircle the code 00 below - If EGO has some formal education: Encircle the corresponding code

Value	Label	Cases	Percentage
0	None	414	24.0%
1	Pre-school (nursery school)	4	0.2%
2	Pre-school	19	1.1%
3	First year primary	22	1.3%
4	2nd year primary	44	2.6%
5	3rd year primary	54	3.1%
6	4th year primary	54	3.1%
7	5th year primary	316	18.3%
8	1st year secondary	48	2.8%
9	2nd year secondary	47	2.7%
10	3rd year secondary	68	3.9%
11	4th year secondary	181	10.5%
12	1st year high school	65	3.8%
13	2nd year high school	57	3.3%
14	Final year high school	99	5.7%
15	1st year (DEUG1 or equivalent) / BTS1	30	1.7%
16	2nd year (DEUG2 or equivalent) / BTS2	64	3.7%
17	3rd year (BA or equivalent)	34	2.0%
18	4th year (MA or equivalent)	36	2.1%
19	5th year (DESS,DEA or equivalent)	38	2.2%
20	6th year (PhD studies)	31	1.8%
Sysmiss		4	

Warning: these figures indicate the number of cases found in the data file. They cannot be interpreted as summary statistics of the population of interest.

q801d: Start year of the plans to migrate

Information	[Type= discrete] [Format=numeric] [Range= 1970-2147483624] [Missing=*]
Statistics [NW/ W]	[Valid=243 /-] [Invalid=1486 /-]
Universe	If q22 in 1
Literal question	801D - 801F. Start and end years of the plans to migrate. Star year
Interviewer's instructions	See AGEVEN If plans are ongoing : cross out the end year

File : sn_qb_mig_attempts

q801d: Start year of the plans to migrate

Value	Label	Cases	Percentage
1970		1	0.4%
1976		1	0.4%
1977		1	0.4%
1978		1	0.4%
1979		2	0.8%
1980		3	1.2%
1981		1	0.4%
1982		3	1.2%
1983		1	0.4%
1984		2	0.8%
1985		2	0.8%
1986		4	1.6%
1987		1	0.4%
1988		3	1.2%
1989		2	0.8%
1990		7	2.9%
1991		2	0.8%
1992		4	1.6%
1993		5	2.1%
1994		3	1.2%
1995		7	2.9%
1996		5	2.1%
1997		10	4.1%
1998		12	4.9%
1999		8	3.3%
2000		20	8.2%
2001		12	4.9%
2002		19	7.8%
2003		18	7.4%
2004		8	3.3%
2005		16	6.6%
2006		23	9.5%
2007		30	12.3%
2008		6	2.5%
Sysmiss		1486	

Warning: these figures indicate the number of cases found in the data file. They cannot be interpreted as summary statistics of the population of interest.

q801f: End year of the plans to migrate

Information	[Type= discrete] [Format=numeric] [Range= 1974-2147483624] [Missing=*]
Statistics [NW/ W]	[Valid=175 /-] [Invalid=1554 /-]
Universe	If q22 in 1
Literal question	801D - 801F. Start and end years of the plans to migrate. End year
Interviewer's instructions	See AGEVEN

File : sn_qb_mig_attempts

q801f: End year of the plans to migrate

If plans are ongoing : cross out the end year

Value	Label	Cases	Percentage
1974		1	0.6%
1978		2	1.1%
1979		1	0.6%
1980		2	1.1%
1981		3	1.7%
1982		1	0.6%
1983		2	1.1%
1984		1	0.6%
1985		1	0.6%
1986		3	1.7%
1987		4	2.3%
1988		2	1.1%
1990		4	2.3%
1991		2	1.1%
1992		3	1.7%
1993		2	1.1%
1994		3	1.7%
1995		2	1.1%
1996		8	4.6%
1997		4	2.3%
1998		9	5.1%
1999		8	4.6%
2000		5	2.9%
2001		11	6.3%
2002		17	9.7%
2003		16	9.1%
2004		8	4.6%
2005		10	5.7%
2006		17	9.7%
2007		15	8.6%
2008		8	4.6%
Sysmiss		1554	

Warning: these figures indicate the number of cases found in the data file. They cannot be interpreted as summary statistics of the population of interest.

q802: Country aimed for

Information	[Type= discrete] [Format=numeric] [Range= 96000-2147483624] [Missing=*]		
Statistics [NW/ W]	[Valid=235 /-] [Invalid=1494 /-]		
Universe	If q22 in 1		
Literal question	802. COUNTRY AIMED FOR: Note the name of the country to which Ego wanted to go.		
Interviewer's instructions	See AGEVEN		
Value	Label	Cases	Percentage
96000	FRANCE	48	20.4%

File : sn_qb_mig_attempts

q802: Country aimed for

Value	Label	Cases	Percentage
99104	SWEDEN	1	0.4%
99109	GERMANY	11	4.7%
99122	POLAND	1	0.4%
99126	GREECE	1	0.4%
99127	ITALY	36	15.3%
99131	BELGIUM	2	0.9%
99132	UNITED KINGDOM	5	2.1%
99134	SPAIN	55	23.4%
99139	PORTUGAL	5	2.1%
99140	SWITZERLAND	1	0.4%
99201	SAUDI ARABIA	1	0.4%
99247	UNITED ARAB EMIRATES	1	0.4%
99303	SOUTH AFRICA	1	0.4%
99304	GAMBIA	2	0.9%
99314	EQUATORIAL GUINEA	1	0.4%
99326	COTE DIVOIRE	2	0.9%
99328	GABON	2	0.9%
99331	BURKINA FASO	1	0.4%
99336	MAURITANIA	2	0.9%
99341	SENEGAL	1	0.4%
99343	SUDAN	1	0.4%
99350	MOROCCO	1	0.4%
99401	CANADA	7	3.0%
99404	UNITED STATES	44	18.7%
99416	BRAZIL	1	0.4%
99501	AUSTRALIA	1	0.4%
Sysmiss		1494	

Warning: these figures indicate the number of cases found in the data file. They cannot be interpreted as summary statistics of the population of interest.

q803: For what reasons did you want to leave the country

Information	[Type= discrete] [Format=character] [Missing=*/.b]
Statistics [NW/ W]	[Valid=237 /-] [Invalid=6 /-]
Universe	If q22 in 1
Literal question	803. For what reasons did you want to leave the country where you were living at this time?
Interviewer's instructions	Note precisely and verbatim the entire response

Value	Label	Cases	Percentage
1		1	0.4%
A La Recherche De Meilleurs Conditions De Vie		1	0.4%
Accueil Assuree		1	0.4%
Affaires		1	0.4%
Aider Ma Famille		1	0.4%

File : sn_qb_mig_attempts

q803: For what reasons did you want to leave the country

Value	Label	Cases	Percentage
Aider Ma Famille ,Je Traversait Des Moments Durd		1	0.4%
Aider Ma Famille A Avoir Beaucoup De Ressources		1	0.4%
Aider Mes Parents Et Subvenir Aux Besoins De La Famille		1	0.4%
Aller Travailler		1	0.4%
Aller Voir Sa Soeur Qui Vit Aux Etats-Unis		1	0.4%
AmeLiorer Mes Conditions De Vie		1	0.4%
Ameliorer Ma Condition De Vie		1	0.4%
Ameliorer Ma Condition De Vie Et Subvenir Aux Besoins De Ma Famille		1	0.4%
Ameliorer Ma Situation Financiere		1	0.4%
Augmenter Ma Situation Finenciere		2	0.8%
Avoir Beaucoup Plus De Revenus		1	0.4%
Avoir De L Argent		1	0.4%
Avoir De L Argent Pour Acheter Du Materiel Pour Travailler Ici		1	0.4%
Avoir De L Argent Pour Financer Mes Activites		1	0.4%
Avoir Des Ressources Subvenir A Ma Famille		1	0.4%
Avoir Plus De Revenus		1	0.4%
Avoir Un Travail Plus Renumere		1	0.4%

File : sn_qb_mig_attempts

q803: For what reasons did you want to leave the country

Value	Label	Cases	Percentage
Meilleur Statut D'Emigre			
Beaucoup De Personnes Comptait Sur Moi Pour Vivre, Et Je N'Avais Beaucoup D'Argent		1	0.4%
Buscar La Vida Como Otros Amigos		1	0.4%
Buscar Trabajo		1	0.4%
Buscar Vida Como Otros Amigos		1	0.4%
C Est La Meme Raison Entreprise Pour Aller Aux Etats-Unis Changer Ma Situation Actuelle		1	0.4%
C Est Un Pays Qui Est Meilleur Que Le Senegal On Peut Y Avoir De L Argent		1	0.4%
C'Etait 1 Souhait Personnel,Je Voulais Avoir Mieux		1	0.4%
C'Etait Tres Dur		1	0.4%
C'Etait Vraiment Difficile Au Senegal En Plus Je Suis L'Aine De La Famille .		1	0.4%
Chercher De Meilleurs Conditions De Vie Et Immitter Mon Ami		1	0.4%
Chercher A Mieux Gagner Ma Vie		1	0.4%
Chercher De Meilleurs Conditions De Vie		1	0.4%
Chercher Du Travail		2	0.8%
Chercher La Reussite		1	0.4%
Chercher Une Vie Meilleur		1	0.4%

File : sn_qb_mig_attempts

q803: For what reasons did you want to leave the country

Value	Label	Cases	Percentage
Commerce Florissant		1	0.4%
Conformateur Economique Chomage		1	0.4%
Continuer Les Etudes		1	0.4%
Dans Le Cadre De Mes Achats Commerciaux Acheter Des Marchandises		1	0.4%
DeSir De Quitter La France // eTudes		1	0.4%
Decouvrir D'Autres Horizons		1	0.4%
Des Amis M Ont Propose Car Possible De Continuer Sur Espagne		1	0.4%
Des Amis Volaient M'Aider A S'Installer En France Avec Opportunites		1	0.4%
Developper Mon Commerce,Achete Des Accessoires (VASTement)		1	0.4%
Developper Un Commerce,Achete Des Accessoires (VASTements)		1	0.4%
DifficulteS		1	0.4%
Difficultes Emploi		1	0.4%
Difficultes Emplois		1	0.4%
En Vacances Chez Mon Mari		1	0.4%
Envie De Decouvrir		1	0.4%
Era Duro El Trabajo En La Agricultura Y Se Pagaba Poco		1	0.4%
Eravamo Orfane E Io Devo Mantenerle Le Sorelle		1	0.4%
Etude		1	0.4%

File : sn_qb_mig_attempts

q803: For what reasons did you want to leave the country

Value	Label	Cases	Percentage
Etudes // DeCouvrir D'Autres Pays		1	0.4%
Etudier		3	1.3%
Faire Des Etudes		1	0.4%
Faire Des Etudes Et Travailler		1	0.4%
Gagner Beaucoup Plus D Argent Assister Ma Famille Emploi Precaire		1	0.4%
Ganar Mas Dinero, Mejor Vida		1	0.4%
Idem		1	0.4%
Il N'Y A Pas Assez De Boulot		1	0.4%
Il N'Y A Rien Au Senegal, Pas De Boulot, Pas D'Argent		1	0.4%
Il Nya Rien Dans Ce Pays		1	0.4%
J Avais L Intention De Trouver Mieux Par Rapport Au Senegal		1	0.4%
J'Ai Un Oncle Qui M'Avait Envoye Une Invitation		1	0.4%
J'Etai En France		1	0.4%
J'Etai En Gambie Et L'Angleterre Est Plus Accessible Depuis Ce Pays		1	0.4%
J'Y Etait Une Premiere Fois Et Je Voulais Y Retourner Pour Trouver Quelque Chose		1	0.4%
Je Manqais De Moyens		1	0.4%
Je N Avais Pas De Re.... Et Je Voulais Aider Mes Parents		1	0.4%
Je N'Avais Pas De Travail Au SeNeGal		1	0.4%

File : sn_qb_mig_attempts

q803: For what reasons did you want to leave the country

Value	Label	Cases	Percentage
Je Ne Me PlaiT Pas En France		1	0.4%
Je Suis Sportif Et Je Cherchais De Meilleurs Conditions De Vie		1	0.4%
Je Traversais Des Moments Durs		1	0.4%
Je Voulais Aller A L Aventure Jusqu Au Gabon Ensuite De La- Bas Chercher Un Visa Pour Usa		1	0.4%
Je Voulais Aller Me DeBrouiller Ailleurs		1	0.4%
Je Voulais Ameliorer La Situation Familiale		1	0.4%
Je Voulais Faire Fortune		1	0.4%
Je Voulais Partir Chercher Du Travail		1	0.4%
Je Voulais Partir Pour Etudier		1	0.4%
Je Voulais Rendre Visite A Mon Fils Qui Venait De Quitter Le Senegal		1	0.4%
Je Vous L Ai Deja Dit Voir Tl		1	0.4%
Jetais Horphelin Et Je Voulais De Mailleur Conditions Detudes		1	0.4%
La Vie Est Difficile Il N'Y A Pas De Travail Et Je Veux Preparer Mon Avenir		1	0.4%
Lavoro		1	0.4%
Le Grand Frere De Mon Pere Etait Decedes Et Puis J'Ai Voulu Assister A Son Enterrement En France		1	0.4%

File : sn_qb_mig_attempts

q803: For what reasons did you want to leave the country

Value	Label	Cases	Percentage
Le Pays Est Dur Pour Trouver Du Travail		1	0.4%
Le Pays Est Dure		1	0.4%
Le Systeme De Travail Est Meilleurs Qu'au Senegal		1	0.4%
Les Conditions De Vie Sont Cheres Et Mon Boulot Ne Me Suffit Pas		1	0.4%
Les Etudes Ne Marchaient Plus Bien		1	0.4%
Les Realites Sont La. La Vie Est Chere Et Je Peux Rien Faire Pour Ma Famille		1	0.4%
Leur Systeme De Travail Est Plus Fiable		1	0.4%
Mauritanie N'eTait Pas Bien, Pas Beaucoup D'opportunités		1	0.4%
Meilleur Travail		1	0.4%
Mejor Francia Que España		1	0.4%
No Pudo Ir Porque Denegaron Visado		1	0.4%
On Me L'Avait Propose		1	0.4%
Oportunités De Travail Commerce		1	0.4%
Para Mejorar Las Condiciones De Vida		1	0.4%
Para Poder Mejorar Mi Vida		1	0.4%
Para Trabajar		1	0.4%
Parce Que C Est Mon Pays De Reve		1	0.4%
Parce Que Je Travaillait Normalement		1	0.4%

File : sn_qb_mig_attempts

q803: For what reasons did you want to leave the country

Value	Label	Cases	Percentage
Parce Que Ma SpeCialite D'eTude N'Existe Pas Au SeNeGal		1	0.4%
Parce Que Sur Place Il N'Y Avait Pas De Travail Pour Moi		1	0.4%
Parceq'On M'Avait Vendu Un Titre De Sejour Allemand		1	0.4%
Partir Loin Du Senegal. Eloignement Familial, Etre Autonome Et Aider Ma Famille		1	0.4%
Per Aiutare La Mia Famiglia		1	0.4%
Per Avere La Possibilita' Di Fare Soldi E Poi Mettermi In Proprio		1	0.4%
Per Essere Indipendente Economicamente		1	0.4%
Per Migliorare La Mia Vita		1	0.4%
Perche' Amici Mi Dicevano Di Altri Amici E La Situazione Migliore Per Noi		1	0.4%
Perche' Avevo Amici		1	0.4%
Por Falta De Trabajo		1	0.4%
Por Travailler Et Avoir De L'Argent		1	0.4%
Porque Me Quede Embarazada		1	0.4%
Pou Gagner Ma Vie		1	0.4%
Pour Accompagner Ma Tante Qui Est Une Mere Car J' Ai Perdu Ma Mere A L' Age De 4 Ans		1	0.4%

File : sn_qb_mig_attempts

q803: For what reasons did you want to leave the country

Value	Label	Cases	Percentage
Pour Aider Ma Mere		1	0.4%
Pour Aider Mes Parents		1	0.4%
Pour Aller		1	0.4%
Pour Aller Chercher Du Travail		4	1.7%
Pour Aller Chercher Mieux Ailleurs		1	0.4%
Pour Aller Continuer Ma Formation En Maintenance Informatique		1	0.4%
Pour Aller Etudier		1	0.4%
Pour Aller Gagner Plus D Argent La-Bas		1	0.4%
Pour Aller Rejoindre Ma Femme		1	0.4%
Pour Aller Rejoindre Mon Conjoint La Bas		1	0.4%
Pour Aller Repondre Mon Mari		1	0.4%
Pour Aller Suivre Un Traitement		1	0.4%
Pour Aller Tenter Ma Chance Afin De Gagner Correctement Ma Vie		1	0.4%
Pour Aller Travailler		4	1.7%
Pour Aller Travailler Dans Un Salon De Coiffure		1	0.4%
Pour Aller Travailler En Allemagne		1	0.4%
Pour Aller Travailler Et Avoir De L' Argent		1	0.4%
Pour Aller Travailler La-Bas		1	0.4%

File : sn_qb_mig_attempts

q803: For what reasons did you want to leave the country

Value	Label	Cases	Percentage
Pour Ameliorer Ma Situation		5	2.1%
Pour Ameliorer Ma Situation Ici Je Gagne Pas Beaucoup		1	0.4%
Pour Avoir Comme Je L Ai Dit Une Situation Financiere Stable		1	0.4%
Pour Avoir Du Travail		1	0.4%
Pour Avoir Plus De Ressource Financiere Car Mon Travail Ne Satisfait Pas Mes Besoins		1	0.4%
Pour Avoir Une Situation Financiere Stable Avoir Une Maison Pour Mes Enfants		1	0.4%
Pour Chanter Avec Un Orchestre Gambien		1	0.4%
Pour Chercher Du Travail Comme Je Ne Travaille Pas		1	0.4%
Pour Chercher Du Travail Et Aider La Famille		1	0.4%
Pour Chercher Une Vie Meilleure		1	0.4%
Pour D'Autres Ambitions		1	0.4%
Pour Des Raisons Economiques Et Techniques		2	0.8%
Pour Elargir Mes Activite Commerciales, Ca Le Commerce Bien A L'Epoque		1	0.4%
Pour Entretenir Mes Enfants Qui Sont		2	0.8%

File : sn_qb_mig_attempts

q803: For what reasons did you want to leave the country

Value	Label	Cases	Percentage
Abandonnes Par Leur Pere			
Pour Faire De L Argent . Je Suis Attire Par La Population. J'Ai Des Amis Qui Ont VeCu La Bas		1	0.4%
Pour Faire De L Argent. Attirer Par La Population Et Retourner Au Senagal Ensuite		1	0.4%
Pour Gagner De L'Argent / Pour Vivre		1	0.4%
Pour Gagner De L'Argent Et Aider Ma Famille		1	0.4%
Pour Gagner Ma Vie		5	2.1%
Pour Les eTudes		1	0.4%
Pour Mieux Gagner Ma Vie		3	1.3%
Pour Mieux Gagner Ma Vie Et Acheter Une Maison Pour Ma Famille		1	0.4%
Pour Passer Mes Vacances Et Faire Des Achats		1	0.4%
Pour Poursuivre Des eTudes Superieures Dans Un Pays De Culture Anglo-Saxonne		1	0.4%
Pour Rejoindre Mon Mari		2	0.8%
Pour Rejoindre Mon Mari Qui Vit Labas		1	0.4%
Pour Reussir		2	0.8%
Pour Reussir Et Gagner Ma Vie		1	0.4%
Pour Travailler		7	3.0%
Pour Travailler Avoir De L Argent Pour Aider Ma Famille		1	0.4%

File : sn_qb_mig_attempts

q803: For what reasons did you want to leave the country

Value	Label	Cases	Percentage
Pour Travailler Car Ici Il N'Y A Pas Du Travail Du Tout		1	0.4%
Pour Travailler Et Gagner Ma Vie		1	0.4%
Pour Trouver Du Travail		1	0.4%
Pour Trouver Mieux		1	0.4%
Pour Trouver Mieux Ma Vie Ne Vaut Rien Je N Arrive Meme Pas A Satisfaire Les Besoins De Mes Parents		1	0.4%
Pour Trouver Un Bon Travail		1	0.4%
Pour Une Meilleur Condition De Vie		1	0.4%
Pour Vivre Avec Ma Cousine		1	0.4%
Pour eTendre Mes Connaissances		1	0.4%
Poure Tendre Mes Connaissances		2	0.8%
Quand J'Ai Eu Mon Bac J'Ai Voulu Alle En France Pour Continuer Mes Etudes		1	0.4%
Raisons AcadeMiques / Changer De Pays		1	0.4%
Recherche D'Une Vie Meilleur Et De L'Argent		1	0.4%
Recherche D'Une Vie Meilleure		2	0.8%
Recherche De Condition De Vie Meilleure		1	0.4%
Recherche Du Travail		1	0.4%

File : sn_qb_mig_attempts

q803: For what reasons did you want to leave the country

Value	Label	Cases	Percentage
Rejoindre Mon Mari Pour Des Vacances		1	0.4%
Sans Emploi Situation Precaire De La Famille		1	0.4%
Soutenir Ma Famille		2	0.8%
Suivre Une Femme Allemande		1	0.4%
Toujours FascineE Apr Les Usa Et Je Voulais Parfaire Mon Anglais		1	0.4%
Toujours Pour Mieux Gagner Ma Vie		1	0.4%
Travailler		2	0.8%
Travailler Salaire Insuffisant		1	0.4%
Trouver Du Travail		1	0.4%
Trouver Mieux		1	0.4%
Vacances		1	0.4%
Viajar		2	0.8%
Viajar Y Buscar Trabajo		2	0.8%
Voir Colone 1		1	0.4%
Voulait Me Sentir IndePendente		1	0.4%
eTudes		1	0.4%
.b		6	

Warning: these figures indicate the number of cases found in the data file. They cannot be interpreted as summary statistics of the population of interest.

q803c2: Reasons of migration coded level 2

Information	[Type= discrete] [Format=numeric] [Range= 111-2147483624] [Missing=*]
Statistics [NW/ W]	[Valid=236 /-] [Invalid=1493 /-]
Universe	If q22 in 1
Notes	Reasons of migration coded level 2, constructed from the open variable q803 (detailed codes more than 20)

Value	Label	Cases	Percentage
111	Join partner/Marriage	8	3.4%
112	Join father/ mother	0	
113	Look for a partner(to get documents)	0	
114	Family reunification/Join another relative	2	0.8%
115	Join children	1	0.4%

File : sn_qb_mig_attempts

q803c2: Reasons of migration coded level 2

Value	Label	Cases	Percentage
116	Join brothers/sisters	1	0.4%
121	Accompany partner	1	0.4%
122	Accompany father/mother	0	
123	Accompany another relative	1	0.4%
125	Accompany children	0	
126	Accompany brother/sister	0	
131	Visiting a family member	0	
132	Parents/family member invitation	0	
141	Divorce/separation	0	
142	Death of father/ mother	1	0.4%
143	Death of partner	0	
144	Arrival of co-wife	0	
145	Death of another relative	0	
151	Has been fostered	0	
161	Family problems / Illness of a relative	0	
171	education of children	0	
211	To work/ to look for a job/ earn money	39	16.5%
212	Got a job/ an employment contract	0	
213	To look for a steady job / a better paid job	4	1.7%
214	Better earning/ easier to find a job/ easier to exert his jo	5	2.1%
215	Prefers to work elsewhere	2	0.8%
216	To work in a family business	0	
221	No job opportunity	6	2.5%
222	Unemployment/ Los his job/ poor working conditions	5	2.1%
231	Work / business doesn't go well	0	
232	Low salary/ earnings	0	
241	On a mission	0	
242	Military service/ enrollment	0	
243	Professional assignment/ accompany his boss	0	
244	evangelism mission	0	
245	To do business/ to set up a business	8	3.4%
246	To sell his business	0	
247	Business prospecting mission	0	
251	Sportsman trip	0	
252	Artist trip	1	0.4%
254	To attend a conference	0	
261	end of mission/ end of contract	0	
311	Go to study	16	6.8%
312	Specialization studies	2	0.8%
313	Formation doesn't exist in the country	1	0.4%
314	Student exchange	0	
321	Got a scholarship	0	
322	Succeed to an admission competition	0	

File : sn_qb_mig_attempts

q803c2: Reasons of migration coded level 2

Value	Label	Cases	Percentage
331	Internship	0	
332	Training	0	
341	Study religion	0	
342	Learn a job	0	
343	end of studies	0	
411	To look for a better life/ improve his situation	52	22.0%
412	To try his chance / to find better opportunities	6	2.5%
413	earn more money / earn enough money to open activities in or	13	5.5%
421	Help/support his family	14	5.9%
422	Poverty / difficulty to financially make ends meet	0	
423	Poor personal living conditions	6	2.5%
431	economic problem / poor economic situation in the country	8	3.4%
432	Drought	0	
501	To get cured	1	0.4%
503	Illness	0	
504	Get better cure	0	
505	Give birth in another country	0	
611	Somebody else advice	1	0.4%
612	Family advice	0	
613	Friend s advice	1	0.4%
621	God's will	0	
622	Chance	0	
701	Transit	0	
702	Join another country	0	
801	Have a valid visa	1	0.4%
803	Language facilities	0	
804	Possibility / easiness to get residence permit	1	0.4%
805	Friend invitation/ join a friend/ an acquaintance	3	1.3%
806	Visit a friend / an acquaintance	0	
807	Accompany a friend / an acquaintance	0	
808	Got a sponsorship	0	
809	Won the green card lottery	0	
901	Insecurity/different convictions with government	0	
902	Possibility of asylum	0	
903	Wanted	0	
905	Asylum	0	
906	Political problems	0	
907	Don t like the government	0	
909	Civil war / political instability	0	
1001	Adventure /Desire to travel/ curiosity/ desire to discover a	6	2.5%
1003	Holidays	2	0.8%
1004	Desire of change/ of country change/ to leave	6	2.5%
1005	Desire to go to europe/ to a specific country	4	1.7%

File : sn_qb_mig_attempts

q803c2: Reasons of migration coded level 2

Value	Label	Cases	Percentage
1007	Doesn't like the country/ was deceived by the country	1	0.4%
1101	Other	5	2.1%
1102	No residence permit/ difficulty to get residence permit	1	0.4%
1103	No particular reason	0	
1104	Repressed/ expelled	0	
1105	Wants to return to his country	0	
1106	Wants to pick up his goods/properties	0	
1107	To do like everyone does and leave the country	0	
1108	Asylum refusal	0	
1109	Knows nobody in the country	0	
1110	Xenophobia/ country not favorable for foreigners	0	
1111	Couldn t live in this country	0	
1112	Problems with friends/acquaintances in this country	0	
1113	Participate to green card lottery	0	
1114	Swindled by the agent	0	
Sysmiss		1493	

Warning: these figures indicate the number of cases found in the data file. They cannot be interpreted as summary statistics of the population of interest.

q803c1: Reasons of migration coded level 1

Information	[Type= discrete] [Format=numeric] [Range= 1-2147483624] [Missing=*]
Statistics [NW/ W]	[Valid=236 /-] [Invalid=1493 /-]
Universe	If q22 in 1
Notes	Reasons of migration coded level 1, constructed from the open variable q803

Value	Label	Cases	Percentage
1	Family	15	6.4%
2	Work	70	29.7%
3	Studies	19	8.1%
4	Seeking better life conditions	99	41.9%
5	Health	1	0.4%
6	Someone else decided	2	0.8%
7	Transit	0	
8	Easy travel	5	2.1%
9	Political issues	0	
10	Discovery	19	8.1%
11	Other reasons	6	2.5%
Sysmiss		1493	

Warning: these figures indicate the number of cases found in the data file. They cannot be interpreted as summary statistics of the population of interest.

q804: For what reasons did you prefer to go to this country than another

Information	[Type= discrete] [Format=character] [Missing=*.b]
Statistics [NW/ W]	[Valid=241 /-] [Invalid=2 /-]
Universe	If q22 in 1
Literal question	804. For what reasons did you prefer to go to "country aimed for" rather than to another country?
Interviewer's instructions	Note precisely and verbatim the entire response

File : sn_qb_mig_attempts

q804: For what reasons did you prefer to go to this country than another

Value	Label	Cases	Percentage
1		1	0.4%
A Lepoque Cetait Plus Facile Au Etats Unis Quen France		1	0.4%
A Mon Avis C Est Plus Facile D Economiser De L Argent		1	0.4%
Acces Moins Difficile		1	0.4%
Accessibilite Insertion Accueil Possible		1	0.4%
Acceuil Possible		1	0.4%
Accompagner Ma Mere		1	0.4%
Accuei Promis		1	0.4%
Allemand = 1eRe Langue Vivante eTudieE // Par Curiosite, DeCouverte D'Une Autre Culture		1	0.4%
Alli Se Gana Mucho La Vida		1	0.4%
Alli Se Ganaba Mucho La Vida		1	0.4%
Avoir Du Bon Boulot		1	0.4%
Avoir Un Diplome Superieur		1	0.4%
Buscar Trabajo		1	0.4%
C Est Laccasion Avec Les Dons De Visa		1	0.4%
C Est Mon Astou Qui M Avait Suggester De Venir Passer Mes Vacances		1	0.4%
C Est Mon Oncle Qui A Eu Un Contrat Pour Moi		1	0.4%
C Est Mon Pays De Reve		1	0.4%
C Etait Mon Pays De Reve		1	0.4%

File : sn_qb_mig_attempts

q804: For what reasons did you prefer to go to this country than another

Value	Label	Cases	Percentage
C Etait Plus Facile D Y Aller		1	0.4%
C Etait Plus Facile Pour Moi De Prendre Une Pirogue Pas De Visa		1	0.4%
C'Est L'Opportunité Que J'Avais		1	0.4%
C'Est L'Un Des Pays Les Plus Riches Et Stables En Afrique		1	0.4%
C'Est Moins Cher		1	0.4%
C'Est Mon Frère Qui Voulait Que Je Le Rejoigne		1	0.4%
C'Est Mon Pays De Rêve		1	0.4%
C'Est Par Rapport A Mes Etudes		1	0.4%
C'Est Plus Facile De Trouver De Papier Et Du Travail		1	0.4%
C'Est Pour Moi 1 Moyen D'Aller En Suisse		1	0.4%
C'Est Un Champ De Recherche Et D'étude / Proximité Par Rapport Au Sénégal		1	0.4%
C'Est Un Choix Au Hasard		1	0.4%
C'Est Un Pays Que J'Aime Et Il Encourage L'émigration		1	0.4%
C'Est Un Premier Pas		1	0.4%
C'Etait Juste Pour Un Achzt		1	0.4%
C'Etait Mon Pays De Rêve		1	0.4%
C'Etait Un Choix Personnel Je Dirais MÂSMe Aleatoire		1	0.4%
Car Il Y A Beaucoup De		1	0.4%

File : sn_qb_mig_attempts

q804: For what reasons did you prefer to go to this country than another

Value	Label	Cases	Percentage
Senegalais Qui Reside La Bas			
Car Mon Meilleur Ami Vie LaBas		1	0.4%
Car Mon Oncle Avait La Nationalite Et Que Son Fils Devait Partir A Son Enterrement En France		1	0.4%
Ce Pays A Plus D'opportunités		1	0.4%
Ce Pays Etait Use Par Tout Le Monde Pays En Chantiers		1	0.4%
Cest Un Pays Calme		1	0.4%
Cest Un Pays Repute Pour Sa Science Religieuse		1	0.4%
Cetait Le Pays Le Plus Vise Par Les Senegalais Pour Senrichir		1	0.4%
Cetait Une Bonne Destination Les Gens En Revenaient Riches		1	0.4%
Comme J'EtaiS Coiffeuse Je Pouvais Reussir,		1	0.4%
Comme Nous Faisons Partie D Un Systeme Francophone Il Etait Plus Facile D Aller La-Bas		1	0.4%
Conocia El Idioma		1	0.4%
Conseguir Dinero		2	0.8%
Depuis Le Bas Á, Ge Je RÁŠVais Y Aller Un Jour Ou L'Autre		1	0.4%
Des Amis S Y Etabli		1	0.4%
Disait Que L'Espagne Avait Besoin De		1	0.4%

File : sn_qb_mig_attempts

q804: For what reasons did you prefer to go to this country than another

Value	Label	Cases	Percentage
Gens Dans Les Plantations			
Ecoles Les Mieux SpeCialiseEs Au Monde Dans Ce Que Je Fais		1	0.4%
Ecoulement De Produit Vestimentaire		1	0.4%
El Idioma		1	0.4%
En Espagne C Est Plus Facile D Avoir Des Papiers		1	0.4%
En Europe : Pour Gagner Ma Vie		1	0.4%
Facile D'Acces Et Puis J'Ai Un Copain Sur Qui Je Peux Compter Qui Y Vit		1	0.4%
Facile D'Y Acceder Parcequ'Il Y A Des Senegalais		1	0.4%
Hebergement Et Emploi Garenti		1	0.4%
Idem		1	0.4%
Il Parait Qu Il Y A Des Recrutements En Espagne Sous Forme De Contrat		1	0.4%
Il Parait Que C'Est Plus Facile De Trouver Du Travail En Italie		1	0.4%
Il Y A Beaucoup D'Argent La-Bas Et Moins De Taxes		1	0.4%
Il Y A Du Travail		1	0.4%
Il Y A Moins De Probleme De Papiers		1	0.4%
Il Y Avait A L'Epoque Du Travail Pour Ma Specialite		1	0.4%
Il Y Avait Des Compatriots Qui Etaient La-Bas		1	0.4%

File : sn_qb_mig_attempts

q804: For what reasons did you prefer to go to this country than another

Value	Label	Cases	Percentage
Il Y Avait Du Travail Dans Le Secteur De La PÃŠche Que Je Maitrisais Et Aimais		1	0.4%
Il Y Avait Plus D'Opportunités Et Je Parle La Langue		1	0.4%
Il Y'Avait Mon Frere		1	0.4%
Ils Recrutent Les Ressources Humaines Selon Tes Diplomes		1	0.4%
Ils Sont Moins Raciste		1	0.4%
InteGration Des ImmigreS Est Meilleure Qu'En France. Reconnaissance De La Valeur Du DiplÃŠme Sans Tenir Compte De L'Origine Des Personnes. Passage De La Vie Etudiantine a La Vie Active Plus eVidente Qu'En France		1	0.4%
J Ai Entendu Dire Que Leurs Materiels Sont Tres Performants		1	0.4%
J Ai Entendu Qu On Peut Y Avoir Facilement Du Travail		1	0.4%
J Ai Mon Amis Qui Est Aux Etat-Unis Et Qui Voulait Que Je Lui Rejoigne		1	0.4%
J Ai Un Grand Frere La Bas		1	0.4%
J Avais Aussi Un Ami Qui Pouvait Mheberger Et Je N Aurai Pas De Probleme		1	0.4%
J Avais Mon Ami Qui Me Parlait Souvent D Italie		1	0.4%

File : sn_qb_mig_attempts

q804: For what reasons did you prefer to go to this country than another

Value	Label	Cases	Percentage
J Avais Une Amie Qui Devait Me Regler Un Invitation		1	0.4%
J Avais Une Pre Inscription Je Faisais Partie Des 3 Premiers De Ma Classe		1	0.4%
J Y Avais Un Frere		1	0.4%
J'Ai Deja Ete Labas Et Souhaite Y Retourner		1	0.4%
J'Ai Des Connaissances La-Bas		2	0.8%
J'Ai Pense Que C'Est Plus Facile D'Aller En Italie		1	0.4%
J'Ai Un Ami Qui Pourrai M'Aider A Trouver Du Travail		1	0.4%
J'Ai Une Copine Qui Travail La-Bas Et Elle Tenait Aussi A M'Aider		1	0.4%
J'Aime Ce Pays		1	0.4%
J'Aime L'Anglais Et Je PreFeRe Le Systeme eDucatif		1	0.4%
J'Avais Des Parents Labas		1	0.4%
J'Avais La Possibilitede Passer Par Le Maroc		1	0.4%
J'Avais La TAŠTe La Bas		1	0.4%
J'Avais Mon Cousin Malick Qui M'Avait Incite a Venir En Belgique Car Il Y Avait Du Travail La Bas		1	0.4%
J'Avais Oui-Dire Que La-Bas Il Y Avait Une Forte Communaute SeNeGalaise		1	0.4%

File : sn_qb_mig_attempts

q804: For what reasons did you prefer to go to this country than another

Value	Label	Cases	Percentage
TreS Solidaire Et ImplanteE			
J'Avais Succombe Au ReVe AmeRicain		1	0.4%
J'Avais Un Frere En France		1	0.4%
J'Avais Une Connaissance La-Bas .Il Fait Allusion A M4		1	0.4%
J'Avais Une Pre Inscription En France		1	0.4%
J'Avais Une Pre- Inscription Dans Une Université Francaise		1	0.4%
J'Avis Un Correspondant Au Canada		1	0.4%
J'Eais En Gambie Et L'Angleterre Est Plus Accessible Depuis Ce Pays		1	0.4%
J'ai Des Parents La Bas En Plus De Mon Mari		1	0.4%
J'ai Mon Cousin Qui Vit La Bas Il A 2 Maisons Au Senegal		1	0.4%
J'avais Vu Des Gens Reussir En France		1	0.4%
Je Connais Des Personnes Qui Ont Ete Dans Ce Pays Et Qui Ont Reussi		1	0.4%
Je Connais Mieux L'Espagne Que Les Autres Pays D'Europe		1	0.4%
Je Connaissais Quelqu'Un La Bas		1	0.4%
Je Me Suis Dis Que Je Pourrai Avoir Le Visa Facilement		1	0.4%
Je N'Ai Plus De Fonds		1	0.4%

File : sn_qb_mig_attempts

q804: For what reasons did you prefer to go to this country than another

Value	Label	Cases	Percentage
Je Pensais Que En Italie Il Est Beaucoup Plus Facile D'Avoir Du Boulot		1	0.4%
Je Suis Soudeur Metalique Et Il Parait Que C Est Un Metier Tres Rechercher La Bas		1	0.4%
Je Tentais		1	0.4%
Je Voulais Endre Visite A Ma Soeur Qui Se Trouve Aux Etats-Unis		1	0.4%
Je Voulais Partir En Espagne Pour Rejoindre Mes Soeurs En Italie		1	0.4%
Je Voulais Y Continuer Mes Etudes		1	0.4%
L Industrie Y Est Tres Developpee		1	0.4%
L'Entree Me Semblait Etre Plus Facile		1	0.4%
La Marchandise Est Moins Chere En Italie Et Je Ne Paye Pas L'HÃ"Tel.		1	0.4%
La Mentalite		1	0.4%
La Pologne Accedera BientÃ"t A L'Union Europeenne		1	0.4%
La Vida Tiene Mejor Valor Alli Que En Otros Sitios		1	0.4%
La Vie En France Etait Difficile Et En Plus J'Avais Envie De Faire Comme Mes Copains		1	0.4%
Le Billet Etait En Promotion Et J'Avais La Possibilite De Ne Pas Payer L'HÃ"Tel.		1	0.4%

File : sn_qb_mig_attempts

q804: For what reasons did you prefer to go to this country than another

Value	Label	Cases	Percentage
Le ReVe AmeRicains		1	0.4%
Les Canadiens Ont Besoin Dinformaticiens		1	0.4%
Les Noirs Americains Ont Besoin Dinformations		1	0.4%
Les Passeurs Allaient Vers Cette Destination		1	0.4%
Les Possibilites Offerte Par Acces Canada		1	0.4%
Ma Cousine Est Diplomate La- Bas Donc Je Peux Obtenir Le Visa Facilement		1	0.4%
Ma Famille Est La-Bas		1	0.4%
Ma MeRe Vie Laba		1	0.4%
Mejor Francia Y Mejor Vida Social		1	0.4%
Mejorar La Vida		1	0.4%
Mi Hermana Esta Ahi		1	0.4%
Mi Piacia La Francia		1	0.4%
Mois De Tracasserie		1	0.4%
Mon Mari Vit Dans Ce Pays		1	0.4%
Mon Ami Y Etait Et M'A Promis Beaucoup De Chose		1	0.4%
Mon Ami Pape Est Pret A M Heberger		1	0.4%
Mon Ami Qui Y Est Avait Fait Des Marches Pour Que Je Le Rejoigne		1	0.4%
Mon Cousinet Mon Ami Vivent Dans Ce Pays		1	0.4%
Mon Defunt Frere M A		1	0.4%

File : sn_qb_mig_attempts

q804: For what reasons did you prefer to go to this country than another

Value	Label	Cases	Percentage
Laisse Une Famille Nombreuse Je Dois M En Occuper Et Les Usa Sont Mon Seul Recours			
Mon Fils Y Vivait Et Je Voulais Voir Les Condition Dans Les Quelles Il Vivait		1	0.4%
Mon Frere Y Residait		1	0.4%
On Dit Que C Est Facile De Trouver Du Boulot En Italie Et Bien Payer		1	0.4%
On M Avait Propose Un Voyage La-Bas		1	0.4%
On M'A Informer Qu'Il Y A Du Travail Dans Ce Pays		1	0.4%
On M'Avait Dit Que Les Espagnoles Offraient Des Visas		1	0.4%
On M'Avait Propose Un Poste a L'Ambassade Du SeNeGal En Allemagne		1	0.4%
On M'Avait Recommandait 1 Homme D'Affaire Passeur		1	0.4%
On Pouvait S'Y Enrichir En Faisant Plusieurs Boulot a La Fois ; MeMe La Plonge Pour Des eTudes		1	0.4%
Oportunite D Accueil		1	0.4%
Opportinite Et Contact Negociables		1	0.4%
Par Amour		2	0.8%
Par Curiosite		3	1.2%

File : sn_qb_mig_attempts

q804: For what reasons did you prefer to go to this country than another

Value	Label	Cases	Percentage
Para Completar Estudios		1	0.4%
Para Avoir Plus De L'Argent Facilement		1	0.4%
Parce Mon Pere Visait Dans Ce Pays		1	0.4%
Parce Qu'On M'A Dit Que Le Metier D'Electricite Y Marche Beaucoup		1	0.4%
Parce Que C Etait Facile D Aller En Espagne		1	0.4%
Parce Que J Ai Mon Amie Qui Vit La-Bas		1	0.4%
Parce Que J'Ai Mon Cousin Qui Vit Las-Bas Il Peut M'Heberger		1	0.4%
Parce Que J'Avais Une Invitation Et C'Est La Ou J'Ai Des Connaissances		1	0.4%
Parce Que Jai Ma Soeur Et Mon Frere Qui Vivent La Bas		1	0.4%
Parce Que Jai Mon Frere Qui Vit La Bas Il Peut Me Prendre En Charge		1	0.4%
Parce Que Je Ne Pouvais Plus Aller En France J Avais Beau Essayer		1	0.4%
Parce Que Je Pouvais Etre Heberge Par Ma Tante		1	0.4%
Parce Que Je Suis AttireE Par Le Canada		1	0.4%
Parce Que Je Trouve Que C Est Plus Facile		1	0.4%

File : sn_qb_mig_attempts

q804: For what reasons did you prefer to go to this country than another

Value	Label	Cases	Percentage
D Avoir De Papiers La-Bas			
Parce Que Les Remunerations Sont Plus Interessantes La Bas Qu En France		1	0.4%
Parce Que Les SeNeGalais De Mon Quartier Qui eTaient De Retour De L'Afrique Du Sud Avaient Beaucoup D'Argent		1	0.4%
Parce Que Ma Famille S'Y Trouve		1	0.4%
Parce Que Ma Femme Se Trouve La-Bas		1	0.4%
Parce Que Mon FreRe Est La Bas Et Il A Une Activite		1	0.4%
Parcequ'Il Ont Besoin De Main D'Ouvre		1	0.4%
Parceque C'Est Le Pays D'Europe Qui Refoule Tres Rarement Des Migrants		1	0.4%
Parceque C'Est Mon Pays De Reve		2	0.8%
Parceque Il Ya Plus D Opportunité La- Bas Qu Ailleurs		1	0.4%
Parceque J'Ai Des Parents Qui Vivent Labas		1	0.4%
Parceque J'Ai Ma Soeur Qui Vit Labas		1	0.4%
Parceque Je N'Avais Pas De Contact Dans Un Autre Pays		1	0.4%
Parceque L Informatique Est Tres Developpee En France		1	0.4%

File : sn_qb_mig_attempts

q804: For what reasons did you prefer to go to this country than another

Value	Label	Cases	Percentage
Parceque Labas Ils Paient Bien Leurs Employes		1	0.4%
Parceque Ma Soeur Vivait La- Bas Et Avait Un Appartement Pour M Aceuillir		1	0.4%
Parceque Mon Mari Vit Dans Ce Pays		1	0.4%
Parceque Plus Facile D' Obtenir Des Papiers Au Portugal		1	0.4%
Pas De Maitrise De Langue		1	0.4%
Passer Par La France Pour Rejoindre L'Italie		1	0.4%
Pays De Reves Opportunité De Travail Et Moins De Traces Serie Policiera		1	0.4%
Pensavo Di Avere Piu' Sbocchi		1	0.4%
Per Trovare Casa E Restare Vicino Ai Miei Parenti		1	0.4%
Perche' Avevo Degli Amici In Francia		1	0.4%
Perche' C'Erano Amici		1	0.4%
Perche' Mi Sembrava Migliore		1	0.4%
Perche' Sapevo Di Poter Lavorare, Invece Non E' Stato Cosi'		1	0.4%
Plus De Travail		1	0.4%
Plus Proche De La Mauritanie		1	0.4%
Porque Inglaterra Me Gusta Mas Que EspañA		1	0.4%
Possibilite De Voyager Grace A La Green Card		1	0.4%

File : sn_qb_mig_attempts

q804: For what reasons did you prefer to go to this country than another

Value	Label	Cases	Percentage
Possiblite D'Accueil		1	0.4%
Pour Aller Repondre Mon Mari		1	0.4%
Pour Aller Travailler Et Gagner Bien Ma Vie		1	0.4%
Pour Avoir Du Materiel Pour Mon Metier Et Investir		1	0.4%
Pour Des Ouvriers C'Est Tres Dificile De Trouver Un Travail		1	0.4%
Pour Gagner Ma Vie		5	2.1%
Pour Le Travail		1	0.4%
Pour Migrer		1	0.4%
Pour Rejoindre Mon Mari		1	0.4%
Pour Rester Avec Mon Mari		1	0.4%
Pour ÃŠtre Pres De Mon Mari		1	0.4%
Proximite Geographique / C'Est L'Une Des Meilleures Universites Africaines		1	0.4%
Puisque Je Connais Quelqu'Un La_Bas		1	0.4%
Puisque Je N Avais Pas Reussi A Obtenir De Visa		1	0.4%
Qualite De L'Enseignement // Pratique De L'Anglais Dans Le Domaine Professionnel		1	0.4%
Rien		1	0.4%
Son Ami Seydou Est Pret A M Aider Si L Occasion Se Presente		1	0.4%

File : sn_qb_mig_attempts

q804: For what reasons did you prefer to go to this country than another

Value	Label	Cases	Percentage
Su Padre Estaba Ahi		1	0.4%
Toujours FascineE Par Les Usa Et Je Voulais Parfaire Mon Anglais + JeTais InviteE		1	0.4%
Tous Ceux Que Je Connaisse Qui Ont Migre En Italie Ont Reussi		1	0.4%
Tous Les Jeunes De Ma Generation Revaient D Aller En Amerique		1	0.4%
Trabajar		2	0.8%
Travailler		1	0.4%
Trouver Une Equipe De Foot Ball Et M Y Integrer		1	0.4%
Un Ami Sur Place Qui M'A Mis En Contact Avec Quelqu'Un En Espagne		1	0.4%
Un Ami Y Travaillait Et M'Avait Donner Envie De M'Y Rendre Car Il Y Gagnait Bien Sa Vie		1	0.4%
Un Parente Aveva Promesso Che Le Cose Erano Piu' Facili		1	0.4%
Un Pays Qui Offre Beaucoup D'opportunitEs Professionnelles Dans Mon Domaine (Histoire)		2	0.8%
Une Ami La Bas		1	0.4%
.b		2	

Warning: these figures indicate the number of cases found in the data file. They cannot be interpreted as summary statistics of the population of interest.

q804c2: Reasons of the choice coded level 2

Information	[Type= discrete] [Format=numeric] [Range= 111-2147483624] [Missing=*]
Statistics [NW/ W]	[Valid=240 /-] [Invalid=1489 /-]
Universe	If q22 in 1

File : sn_qb_mig_attempts

q804c2: Reasons of the choice coded level 2

Notes: Reasons of the choice coded level 2, constructed from the open variable q804 (detailed codes more than 20)

Value	Label	Cases	Percentage
111	Presence of partner	10	4.2%
112	Presence of parents	3	1.2%
113	Presence of other relatives	12	5.0%
115	Presence of children	1	0.4%
116	Presence of brother/sister	14	5.8%
211	To work	5	2.1%
212	Got an employment proposal/opportunity	3	1.2%
213	earn more money/ economic reasons/ save money	6	2.5%
214	More employment opportunities/ facility to find job / More j	26	10.8%
215	Better salary / Facility to succeed / Better work	3	1.2%
216	Improve living conditions	12	5.0%
217	Job assignment / mission / end of mission/ training for work	0	
218	For a musical/artistic/sport career	1	0.4%
219	Business/To do business/pursue a family business	3	1.2%
220	Conference/fair	0	
221	Better working conditions / better economy / better economic	7	2.9%
311	Facility to reach / geographic proximity / cheaper travel	12	5.0%
312	Speak the language / easy to speak language / same language	2	0.8%
313	Facility to get visa/ residence permit	10	4.2%
314	easy access of foreigners to labor market / smoother law on	0	
315	Better welcoming/integration of foreigners	4	1.7%
316	Same legislation than the origin country	0	
317	No visa needed to go there	0	
318	Already know the country / hab already lived there before	1	0.4%
319	Partner already know the country / had already lived there b	0	
411	Got a visa / residence permit	0	
412	Citizen of the country	0	
413	Partner is citizen of the country	0	
414	Origine country of his parents	0	
415	Birth country	0	
416	Got a sponsorship	0	
417	Won the green card lottery	2	0.8%
511	Transit / step to reach another country	5	2.1%
611	Life less expensive	4	1.7%
612	Weather	0	
613	Colonial / historical links / cultural links	0	
614	Love the country / prefer the country to others	6	2.5%
615	Country of his dreams / wanted to discover / wanted to live	17	7.1%
616	People are saying good things about/ had heard good things a	1	0.4%
617	Better organized than his country of origin/ more stable/ do	1	0.4%
618	Want to get this country s citizenship	0	
711	Got a scholarship to/from this country/got a cooperation sch	1	0.4%

File : sn_qb_mig_attempts

q804c2: Reasons of the choice coded level 2

Value	Label	Cases	Percentage
712	Registration accepted in a education institution in this cou	3	1.2%
713	To learn the language	2	0.8%
714	Studies less expensive / High quality studies/ Availability	3	1.2%
715	Studies	2	0.8%
716	exchange programme	0	
811	Acquaintance/ friend in the country	16	6.7%
812	Acquaintance/ friend wanted to help him to go to the country	9	3.8%
911	Decision of / choice of / accompany the partner who decided	0	
912	Decision of / choice of / accompany the parents/brother/sist	1	0.4%
913	Decision of / choice of / accompany another family member	1	0.4%
914	Advice of a friend / a friend wanted to go there / accompany	3	1.2%
1001	Other	9	3.8%
1002	No particular reason	2	0.8%
1003	Didn t choose / destination chosen by agent	1	0.4%
1004	Chance / coincidence	1	0.4%
1005	Do like others/ more frequent destination of people fom his	9	3.8%
1006	Personal / family reasons	0	
1007	Change / take a new way / try his luck / hope of better life	3	1.2%
1008	Didn t have the chance / couldn t go anywhere else	1	0.4%
1010	Had an opportunity to go there	2	0.8%
1013	Asylum request	0	
Sysmiss		1489	

Warning: these figures indicate the number of cases found in the data file. They cannot be interpreted as summary statistics of the population of interest.

q804c1: Reasons of the choice coded level 1

Information	[Type= discrete] [Format=numeric] [Range= 1-2147483624] [Missing=*]
Statistics [NW/ W]	[Valid=240 /-] [Invalid=1489 /-]
Universe	If q22 in 1
Notes	Reasons of the choice coded level 1, constructed from the open variable q804

Value	Label	Cases	Percentage
1	Family	40	16.7%
2	Economic/professional reasons	66	27.5%
3	Conveniences	29	12.1%
4	Availability of documents	2	0.8%
5	Transit	5	2.1%
6	Quality of life of the country	29	12.1%
7	Studies	11	4.6%
8	Network	25	10.4%
9	Advise/decision of other one	5	2.1%
10	Others	28	11.7%
Sysmiss		1489	

Warning: these figures indicate the number of cases found in the data file. They cannot be interpreted as summary statistics of the population of interest.

File : sn_qb_mig_attempts

q805: What precise steps have you undertaken to reach this country

Information [Type= discrete] [Format=character] [Missing=*]

Statistics [NW/ W] [Valid=243 /-] [Invalid=0 /-]

Universe If q22 in 1

Literal question 805. What precise steps have you undertaken to reach "country aimed for"?
Multiple answers

Interviewer's instructions Read:

Value	Label	Cases	Percentage
1		7	2.9%
1 2		1	0.4%
1 2 3		1	0.4%
1 2 5 7		1	0.4%
1 2 8		1	0.4%
1 8 10		1	0.4%
10		6	2.5%
10 6 7		1	0.4%
10 9		1	0.4%
11		48	19.8%
12		26	10.7%
2		2	0.8%
3		2	0.8%
5		16	6.6%
5 6		6	2.5%
5 6 7		1	0.4%
5 6 8		1	0.4%
5 6 9		1	0.4%
5 9		2	0.8%
6		8	3.3%
6 1		1	0.4%
6 5 7 8		1	0.4%
7		44	18.1%
7 1 1		1	0.4%
7 5 6		1	0.4%
7 8		7	2.9%
7 8 1 1		1	0.4%
7 8 9 1 1		1	0.4%
7 9 1 1		1	0.4%
8		8	3.3%
8 9		1	0.4%
9		34	14.0%
9 1 6		1	0.4%
9 1 1		3	1.2%
9 7		4	1.6%
9 7 1 5 6 1 0		1	0.4%

Warning: these figures indicate the number of cases found in the data file. They cannot be interpreted as summary statistics of the population of interest.

File : sn_qb_mig_attempts

q805_1: Step: Applied for enrollment at a university

Information	[Type= discrete] [Format=numeric] [Range= 0-1] [Missing=*]
Statistics [NW/ W]	[Valid=243 /-] [Invalid=1486 /-]
Universe	If q22 in 1
Literal question	805. What precise steps have you undertaken to reach "country aimed for"? Applied for enrollment at a university

Value	Label	Cases	Percentage
0	No	228	93.8%
1	Yes	15	6.2%
Sysmiss		1486	

Warning: these figures indicate the number of cases found in the data file. They cannot be interpreted as summary statistics of the population of interest.

q805_2: Step: Obtained a place at a university

Information	[Type= discrete] [Format=numeric] [Range= 0-1] [Missing=*]
Statistics [NW/ W]	[Valid=243 /-] [Invalid=1486 /-]
Universe	If q22 in 1
Literal question	805. What precise steps have you undertaken to reach "country aimed for"? Obtained a place at a university

Value	Label	Cases	Percentage
0	No	237	97.5%
1	Yes	6	2.5%
Sysmiss		1486	

Warning: these figures indicate the number of cases found in the data file. They cannot be interpreted as summary statistics of the population of interest.

q805_3: Step: Applied for a scholarship

Information	[Type= discrete] [Format=numeric] [Range= 0-1] [Missing=*]
Statistics [NW/ W]	[Valid=243 /-] [Invalid=1486 /-]
Universe	If q22 in 1
Literal question	805. What precise steps have you undertaken to reach "country aimed for"? Applied for a scholarship

Value	Label	Cases	Percentage
0	No	240	98.8%
1	Yes	3	1.2%
Sysmiss		1486	

Warning: these figures indicate the number of cases found in the data file. They cannot be interpreted as summary statistics of the population of interest.

q805_4: Step: Obtained a scholarship

Information	[Type= discrete] [Format=numeric] [Range= 0-1] [Missing=*]
Statistics [NW/ W]	[Valid=243 /-] [Invalid=1486 /-]
Universe	If q22 in 1
Literal question	805. What precise steps have you undertaken to reach "country aimed for"? Obtained a scholarship

Value	Label	Cases	Percentage
0	No	243	100.0%
1	Yes	0	
Sysmiss		1486	

File : sn_qb_mig_attempts

q805_4: Step: Obtained a scholarship

Warning: these figures indicate the number of cases found in the data file. They cannot be interpreted as summary statistics of the population of interest.

q805_5: Step: Requested a housing/acomodation certificate

Information	[Type= discrete] [Format=numeric] [Range= 0-1] [Missing=*]
Statistics [NW/ W]	[Valid=243 /-] [Invalid=1486 /-]
Universe	If q22 in 1
Literal question	805. What precise steps have you undertaken to reach "country aimed for"? Requested a housing certificate, an accommodation certificate

Value	Label	Cases	Percentage
0	No	212	87.2%
1	Yes	31	12.8%
Sysmiss		1486	

Warning: these figures indicate the number of cases found in the data file. They cannot be interpreted as summary statistics of the population of interest.

q805_6: Step: Obtained a housing/acomodation certificate

Information	[Type= discrete] [Format=numeric] [Range= 0-1] [Missing=*]
Statistics [NW/ W]	[Valid=243 /-] [Invalid=1486 /-]
Universe	If q22 in 1
Literal question	805. What precise steps have you undertaken to reach "country aimed for"? Obtained a housing certificate, an accommodation certificate

Value	Label	Cases	Percentage
0	No	220	90.5%
1	Yes	23	9.5%
Sysmiss		1486	

Warning: these figures indicate the number of cases found in the data file. They cannot be interpreted as summary statistics of the population of interest.

q805_7: Step: Applied for papers

Information	[Type= discrete] [Format=numeric] [Range= 0-1] [Missing=*]
Statistics [NW/ W]	[Valid=243 /-] [Invalid=1486 /-]
Universe	If q22 in 1
Literal question	805. What precise steps have you undertaken to reach "country aimed for"? Applied for papers

Value	Label	Cases	Percentage
0	No	178	73.3%
1	Yes	65	26.7%
Sysmiss		1486	

Warning: these figures indicate the number of cases found in the data file. They cannot be interpreted as summary statistics of the population of interest.

q805_8: Step: Obtained papers

Information	[Type= discrete] [Format=numeric] [Range= 0-1] [Missing=*]
Statistics [NW/ W]	[Valid=243 /-] [Invalid=1486 /-]
Universe	If q22 in 1
Literal question	805. What precise steps have you undertaken to reach "country aimed for"? Obtained papers

Value	Label	Cases	Percentage
0	No	221	90.9%

File : sn_qb_mig_attempts

q805_8: Step: Obtained papers

Value	Label	Cases	Percentage
1	Yes	22	9.1%
Sysmiss		1486	

Warning: these figures indicate the number of cases found in the data file. They cannot be interpreted as summary statistics of the population of interest.

q805_9: Step: Saved money

Information	[Type= discrete] [Format=numeric] [Range= 0-1] [Missing=*]
Statistics [NW/ W]	[Valid=243 /-] [Invalid=1486 /-]
Universe	If q22 in 1
Literal question	805. What precise steps have you undertaken to reach "country aimed for"? Saved money

Value	Label	Cases	Percentage
0	No	193	79.4%
1	Yes	50	20.6%
Sysmiss		1486	

Warning: these figures indicate the number of cases found in the data file. They cannot be interpreted as summary statistics of the population of interest.

q805_10: Step: Green Card lottery

Information	[Type= discrete] [Format=numeric] [Range= 0-1] [Missing=*]
Statistics [NW/ W]	[Valid=243 /-] [Invalid=1486 /-]
Universe	If q22 in 1
Literal question	805. What precise steps have you undertaken to reach "country aimed for"? Participated in the Green Card lottery

Value	Label	Cases	Percentage
0	No	233	95.9%
1	Yes	10	4.1%
Sysmiss		1486	

Warning: these figures indicate the number of cases found in the data file. They cannot be interpreted as summary statistics of the population of interest.

q805_11: Step: Other

Information	[Type= discrete] [Format=numeric] [Range= 0-1] [Missing=*]
Statistics [NW/ W]	[Valid=243 /-] [Invalid=1486 /-]
Universe	If q22 in 1
Literal question	805. What precise steps have you undertaken to reach "country aimed for"? Other

Value	Label	Cases	Percentage
0	No	188	77.4%
1	Yes	55	22.6%
Sysmiss		1486	

Warning: these figures indicate the number of cases found in the data file. They cannot be interpreted as summary statistics of the population of interest.

q805_12: Step: Nothing at all

Information	[Type= discrete] [Format=numeric] [Range= 0-1] [Missing=*]
Statistics [NW/ W]	[Valid=243 /-] [Invalid=1486 /-]
Universe	If q22 in 1
Literal question	805. What precise steps have you undertaken to reach "country aimed for"?

File : sn_qb_mig_attempts

q805_12: Step: Nothing at all

Value	Label	Cases	Percentage
0	No	217	89.3%
1	Yes	26	10.7%
Sysmiss		1486	

Warning: these figures indicate the number of cases found in the data file. They cannot be interpreted as summary statistics of the population of interest.

q805_a: Specify applied papers

Information	[Type= discrete] [Format=character] [Missing=*/.b]
Statistics [NW/ W]	[Valid=58 /-] [Invalid=7 /-]
Universe	If q22 in 1 If q805_7 in 1
Literal question	805. What precise steps have you undertaken to reach "country aimed for"? Applied for papers => Specify which ones

Value	Label	Cases	Percentage
Avoir Un Visa		1	1.7%
Carte De Sejours		1	1.7%
Certificat De Mariage Etc		1	1.7%
Certificat De SeLection Pour ReSidence Permanente		1	1.7%
Certificat Trav+ Passep+Casier		1	1.7%
Contrat De Travail		1	1.7%
De Mande Passeport		1	1.7%
Demande De Visa		1	1.7%
Demande De Visa Au Consulat		1	1.7%
Demande Et Obtention De Passeport		1	1.7%
Demander Un Visa		1	1.7%
Demane De Detention De Visa		1	1.7%
I - Twenty Invitation		1	1.7%
Import Export		1	1.7%
J Avais Depose Un Visa Qu Il M Ont Refuse		1	1.7%
J'Ai Introduit 1 Demande De Visa		1	1.7%

File : sn_qb_mig_attempts

q805_a: Specify applied papers

Value	Label	Cases	Percentage
Je Cherchais 1 Hebergement		1	1.7%
Je Ne Sais Pas Peut-Etre Dossier Incomplet		1	1.7%
Lettre D'Un Club De Foot Pour Des Tests		1	1.7%
Passeport		5	8.6%
Payer La Taxe Et La Vaccination Et Telephone A Mon		1	1.7%
Solicite Un Visado		1	1.7%
Solicito Visado		2	3.4%
Visa		16	27.6%
Visa Certificat D Hebergement		1	1.7%
Visa De Tourisme		1	1.7%
Visa De Transit		2	3.4%
Visa Turista		1	1.7%
Visado		5	8.6%
Visas		1	1.7%
Visto		3	5.2%
.b		7	

Warning: these figures indicate the number of cases found in the data file. They cannot be interpreted as summary statistics of the population of interest.

q805_b: Specify obtained papers

Information	[Type= discrete] [Format=character] [Missing=*/.b]		
Statistics [NW/ W]	[Valid=14 /-] [Invalid=8 /-]		
Universe	If q22 in 1 If q805_8 in 1		
Literal question	805. What precise steps have you undertaken to reach "country aimed for"? Obtained papers => Specify which ones		
Value	Label	Cases	Percentage
Attestation Bancaire		1	7.1%
Carte De Commerce		2	14.3%
Carte De Commerce Registre De Commerce		1	7.1%
Compte Bancaire		1	7.1%

File : sn_qb_mig_attempts

q805_b: Specify obtained papers

Value	Label	Cases	Percentage
Demande De Visa		1	7.1%
Deposer Demande De Visa		1	7.1%
Invitation		1	7.1%
Passeport		4	28.6%
Une Demande D Inscription Envoye Par Mon Ami		1	7.1%
Visa		1	7.1%
.b		8	

Warning: these figures indicate the number of cases found in the data file. They cannot be interpreted as summary statistics of the population of interest.

q805_c: Specify other steps

Information	[Type= discrete] [Format=character] [Missing=*/.b]
Statistics [NW/ W]	[Valid=56 /-] [Invalid=1 /-]
Universe	If q22 in 1 If q805_11 in 1
Literal question	805. What precise steps have you undertaken to reach "country aimed for"? Other => Specify

Value	Label	Cases	Percentage
Access Canada Te Cherche Du Travail		1	1.8%
Chiesto Piu' Informazioni Allo Zio		1	1.8%
Clandestine		1	1.8%
DePose Une Demande Dans Universite Pour Enseigner		1	1.8%
Demade De Visas		1	1.8%
Demande De Sejour		1	1.8%
Demande De Visa		2	3.6%
Depose Demande Dans Universite Pour Enseigner		4	7.1%
Depose Demande En Universite Pour Enseigner		1	1.8%
Embarque Dans Une Pirogue		1	1.8%

File : sn_qb_mig_attempts

q805_c: Specify other steps

Value	Label	Cases	Percentage
Faire Du Commerce Pour Avoir 1 Billet		1	1.8%
Inscription A L'Anej		1	1.8%
Inscrit A Une Agence De Voyage		1	1.8%
Invitation		1	1.8%
J Ai Paye Un Demarcheur De Visa		2	3.6%
J'Ai Demande Un Visa		1	1.8%
J'Ai Joue 2 Fois A La Green Card Sans Succes		1	1.8%
J'Ai Paye Passeur		1	1.8%
J'Ai Tente De Passer Par La Mauritanie		1	1.8%
J'Ai Tout Paye A Un Passeur		1	1.8%
J'Avais De L'Argent A 1 Passeur		1	1.8%
Jai Depose Un Visa		1	1.8%
Jai Pris La Pirogue Pour Y Aller		1	1.8%
Javais Fait Une Demande Au Ministre Des Affaires		1	1.8%
Je Compte Sur Seydou Fall Mon Ami		1	1.8%
Je Fais D Abord Mon Passport		1	1.8%
Je Me Suis Inscrit A L'Anej		1	1.8%
Je Me Suis Inscrite A Acces Canada		1	1.8%
Je Suis Alle En Gambie		1	1.8%
Je Suis Alle En Mauritanie Pour Passer Par La Mer		1	1.8%
Je Suis Inscrit A Access Canada		1	1.8%

File : sn_qb_mig_attempts

q805_c: Specify other steps

Value	Label	Cases	Percentage
Meme En Italie Seydou Est Pret A M Aider Finance		1	1.8%
Mon Ami Tenait A M'Aider		1	1.8%
Par Un Passeur		1	1.8%
Paye Quelqu'Un		1	1.8%
Payer De L'Argent A Un Intermediare		1	1.8%
Payer Un Passeur		1	1.8%
Pirogue De Fortune		1	1.8%
Prendre Un Bateau Clandestinement		5	8.9%
Prendre Un Bateau En Cachette		2	3.6%
ReUssite D'Un Cidj		1	1.8%
Reservation HÃ"Tel		2	3.6%
Solicitar Visado		1	1.8%
Un Ami M A Propose De Participer Au Recrutement		1	1.8%
Visa		1	1.8%
.b		1	

Warning: these figures indicate the number of cases found in the data file. They cannot be interpreted as summary statistics of the population of interest.

q806: For what reason have you not been successful

Information	[Type= discrete] [Format=character] [Missing=*/b/.c]
Statistics [NW/ W]	[Valid=238 /-] [Invalid=5 /-]
Universe	If q22 in 1
Literal question	806. According to you, for what reasons have you not (yet) been successful in getting to this country?
Post-question	FILTER : If the plans have been interrupted => 807 Otherwise => Next period
Interviewer's instructions	Note precisely and verbatim the entire response

Value	Label	Cases	Percentage
"Je N'Ai Pas Obtenu Le Visa Finalement"		1	0.4%
1		1	0.4%
A Cause De La GreVe Des eTudiants Et		1	0.4%

File : sn_qb_mig_attempts

q806: For what reason have you not been successful

Value	Label	Cases	Percentage
La Lenteur Administrative			
Abus De Confiance Et Il Ne M'A Pas Remis Mon Argent		1	0.4%
Attend Le Resultat De La Demande D'Inscription		1	0.4%
Attente De Papiers Pour Son Conjoint		1	0.4%
C'Est A Cause De L'Avenement Du 11 Septembre		1	0.4%
C'Est Dieu Qui En A Decide Ainsi		1	0.4%
C'Est L'Ambassade De France Qui M'Avait Refuse Le Visa		1	0.4%
C'Est Ma Soeur Qui Doit S'Occuper Des Papiers		1	0.4%
C'Est Mon Grand Frere Qui M'Avait Promis De Me Trouver 1 Carte D'Identite Bissau Guineenne Pour Facilite L'Acces Au Portugal Et A Bouffe Mon Argent (600000F)		1	0.4%
C'Est Mon Pere Qui M'Avait Dit D'Arreter		1	0.4%
C'Est TreS SeLectif		3	1.3%
C'eTais Plus Simple De Rester En France		1	0.4%
Celle Qui Me L'Avait Propose N'Avait Pas Reussir A Me Faire Partir		1	0.4%
Cest Mon Destin		1	0.4%

File : sn_qb_mig_attempts

q806: For what reason have you not been successful

Value	Label	Cases	Percentage
Comme Le Demarcheur Etait Un Pacent Il A Certainement Vendu Le Visa A Quelqu Un D Autre		1	0.4%
Decourager		1	0.4%
Demarche Interrompue		1	0.4%
Documentos Complicados De Conseguir		1	0.4%
Dossier Incomplet		1	0.4%
Entre Temps J Ai Reussi A L Enam		1	0.4%
Exigences FinancieRes Trop eLeveEs		1	0.4%
Faute De Releve Bancaire		1	0.4%
Faute De Visas		1	0.4%
Finalemnt J Ai Eu Le Diplome Que Je Voulais La Bas Au Senegal		1	0.4%
Finalemnt Pression Familiale M'A Decouarge		1	0.4%
Han Denegado El Visado		1	0.4%
Il A Decide De Rentrer Au Senegal		1	0.4%
Il A Disparut		1	0.4%
Il Ne M'Ont Pas Donne D'Explication		1	0.4%
Il Y'Avait Beaucoup De Magouille		1	0.4%
Ils Ont Vu Que J Avais Ete Refuse Au Niveau De La France		1	0.4%
J Ai Depose Et J Ai Pas Eu De Reponse		1	0.4%

File : sn_qb_mig_attempts

q806: For what reason have you not been successful

Value	Label	Cases	Percentage
J Ai Manque De Chance		1	0.4%
J Ai Pas Obtenu Le Visa		1	0.4%
J Attend La Convocation Du Passeur L Argent Est Deja Sur Place		1	0.4%
J Attend Le Temps D Avoir Mon Passeport Pour Demander I Visa		1	0.4%
J Ignore		1	0.4%
J'Ai ArrÃŠTe Les Demarches		1	0.4%
J'Ai DeCide D'ArreTer Pour Aller En France		1	0.4%
J'Ai DeCide De Ne Plus Alle, J'eTais Jeune, Inconscient; Je Ne Comprenais Pas La Langue.		1	0.4%
J'Ai Laisse Tombe Car C'Etait Trop Difficile (Manque De Moyens)		1	0.4%
J'Ai Pas Encore Eu La Chance De Gagner		1	0.4%
J'Ai Pas Eu Le Visas D'Entree		1	0.4%
J'Ai Pas L'Argent Qu'Il Faut		1	0.4%
J'Ai Pas RecU Mon Certificat D'Accueil		1	0.4%
J'Ais Pas Pu Avoir Les Papiers		1	0.4%
J'Attendais La Sortie De Mon Passeport. J'Espere Maintenant Pour Y Aller Dans Un Mois		1	0.4%
J'Avais Interrompu Les Demarches		1	0.4%

File : sn_qb_mig_attempts

q806: For what reason have you not been successful

Value	Label	Cases	Percentage
J'Avais Pas De Carte D'Ipres		1	0.4%
J'Avais Pas Les Moyens		1	0.4%
J'Avais Un Faux Titre De Sejour On M'A Amene En Tunisie		1	0.4%
J'Avais Un Problement De Financement Pour Payer Les Bateaux		1	0.4%
J'Etai Refoule Car Je Ne Possedais Qu'Un Seul Entree		1	0.4%
Ja Suis A La Recherche Dun Reseau Pour Le Visa		1	0.4%
Jai Cesse De Faire Les Demarches Depuis Que Je Suis Mariee		1	0.4%
Javais Pas De Bras Long Pour Mappuyer		1	0.4%
Je Connaissais Pas Les DeMarches a Suivre		1	0.4%
Je L'Ai Pas Eu		1	0.4%
Je Me Suis Fait Piquer		2	0.8%
Je Me Suis Fait Prendre		4	1.7%
Je Me Suis Mariee		1	0.4%
Je N Ai Pas Encore Les Moyens Pour Faire Les Demarches		1	0.4%
Je N Ai Pas Encore Une Bonne Occasion		1	0.4%
Je N Ai Pas Fait Les Demarches		1	0.4%
Je N Avais Pas De Compte Bancaire		1	0.4%
Je N Avais Pas Suffisament D		1	0.4%

File : sn_qb_mig_attempts

q806: For what reason have you not been successful

Value	Label	Cases	Percentage
Argent Pour Achat Billet			
Je N'Ai Pas Encore Assez D'Argent Dans Mon Compte Pour Payer Le Billet Et Le Visa		1	0.4%
Je N'Ai Pas Encore Eu Le Bac		1	0.4%
Je N'Ai Pas Encore Les Moyens Pour Voyager		1	0.4%
Je N'Ai Pas Les Moyens Pour Me Payer Le Billet D'Avion Et L'Argent De Poche		1	0.4%
Je N'Ai Pas Obtenu La Bourse D'eTudes		1	0.4%
Je N'Avais Pas D'Attaches La-Bas		1	0.4%
Je N'Avais Pas Finit Mes Affaires Ici		1	0.4%
Je N'Avais Pas Les Moyens De Partir a L'ePoque		1	0.4%
Je N'Avais Pas Obtenu De Visa		1	0.4%
Je N'Avais Pasde Visa On M'A Arrete A La Frontiere		1	0.4%
Je N'Avait Pas De Bulletin De Salaire Et Une Carte D'Ipres		1	0.4%
Je Navais Que Des Attestations De Travail Et De Bulletin De Salaire		1	0.4%
Je Navait Plus Assez D'Argent Pour Economiser		1	0.4%
Je Nde Connais Pas Les Raisons Parce Que J Avais Tous Mes Papiers Au Complet		1	0.4%

File : sn_qb_mig_attempts

q806: For what reason have you not been successful

Value	Label	Cases	Percentage
Je Ne Connais Pas Les Raisons		1	0.4%
Je Ne Connais Pas Les Raisons Il M'Ont Simplement Dit La Prochaine Fois		1	0.4%
Je Ne Disposait Pas De Nouvelle Formule De Ninea		1	0.4%
Je Ne Peux L'Expliquer		1	0.4%
Je Ne Peux Pas L'Expliquer		1	0.4%
Je Ne Sais Pas		1	0.4%
Je Ne Sais Pas		5	2.1%
Je Ne Sais Pas Pourquoi Je Suis Pas Parti		1	0.4%
Je Suis Dans Un Contrat De Travail Que Je Doit Terminer		1	0.4%
Je Suis Rapatrie Avant D Arriver En Italie		1	0.4%
L Invitation Est Arrivee Tardivement Je N Avais Pas De Passeport		1	0.4%
L'Ami De Mon PeRe Qui eTait Mon Patron M'A Dit De Ne Pas Y Aller		1	0.4%
La Pirogue A Ete Araisonnee Par Les Gardes De Cotes		1	0.4%
La Procedure Est Trop Longue		1	0.4%
Le Consulat M A Refuse Le Visa		1	0.4%
Le Demarcheur A Echoue		1	0.4%
Le Demarcheur De Visa %'A Roule		1	0.4%
Le Demarcheur M A Escroque		1	0.4%

File : sn_qb_mig_attempts

q806: For what reason have you not been successful

Value	Label	Cases	Percentage
Le Formulaire Etait Un Peu Difficile		1	0.4%
Le Passeur A Pris La Fuite Avec Mon Argent		1	0.4%
Le Passeur M'A Escroque		1	0.4%
Le Passeur Ma Truander Mon Argent		1	0.4%
Les Complications Administrative		1	0.4%
Les Demarches Sont En Cours		1	0.4%
Les Documents Que J'Avais Etaient Faux		1	0.4%
Les Gardes Frontiere Nous Ont Attrapes Alors Que Nous Sortions Du Grillage Certains Ont Ete Conduit A La Frontiere Algerienne Pour Etre Abandonnes		1	0.4%
Les Moyens N'Etaient Pas Reuni		1	0.4%
Les Occasions Ne Sont Encore Presentees		1	0.4%
Les Parents M'Ont Decourage		1	0.4%
Lo Zio Non Ha Potuto Piu' Garantirmi Il Lavoro E Alloggio		1	0.4%
Ma Cousine Doit Venir Me Checher D'Ici 3 Mois		1	0.4%
Ma Demande A Ete Rejetee		1	0.4%
Ma Demande Est Deja En Cours		1	0.4%
Ma Demande N'A Pas eTe Prise En Compte		1	0.4%

File : sn_qb_mig_attempts

q806: For what reason have you not been successful

Value	Label	Cases	Percentage
Maladie		1	0.4%
Manque D Argent Eclatement De La Guerre		1	0.4%
Manque De Chance Ensuite La Rumeur De Tuerie En Pleine Mer M'A Decouragee		1	0.4%
Manque De Moyens		3	1.3%
Manque De Moyens Financieres		2	0.8%
Manque De Moyens Financiers		2	0.8%
Mi Padre No Queria Que Me Fuera		1	0.4%
Mon Budget N'Est Pas Encore Reuni Et Le Copain Me Fait Attendre		1	0.4%
Mon Dossier N'A Pas Abouti Pour L'Espagne		1	0.4%
Mon Frere Est En Discorde Avec Sa Femme		1	0.4%
Mon Frere N A Pas Reussi A Me Faire Emigre		1	0.4%
Mon Mari N'A Pas Encore Sa Propre Maison		1	0.4%
Mon Mari Qui Doit Venir Me Cher Cher Il A Fait Toutes Les Demarches		1	0.4%
Mon Pere A Voulu Que Je Reviennne A Ses Cotes Il Est Vieux		1	0.4%
Mon Pere Etait Malade Et Decede Par La Suite		1	0.4%
Mon Tour N'Est Pas Arrive		1	0.4%

File : sn_qb_mig_attempts

q806: For what reason have you not been successful

Value	Label	Cases	Percentage
Moyens Insuffisant Justification Financiere Faible		1	0.4%
N 'A Pas Encore Ete Tire A La Loterie		1	0.4%
Ne ConnaĀŽT Pas La Raison.		1	0.4%
No Conseguiu El Visado		2	0.8%
No He Tenido Suerte		2	0.8%
No Le Dejaron Entrar Por No Llevar Dinero		1	0.4%
No Me Dejaron		1	0.4%
No Tenia Visado Para Irse		1	0.4%
Non Ho I Documenti		1	0.4%
Non Ho Trovato Uno Sbocco Lavorativo		1	0.4%
Non Obtention De Visa		3	1.3%
Nous Avons Ete Arretes Par Les Marocains		1	0.4%
Nous Avons Ete Retournees En Mauritanie		1	0.4%
Nous Sommes Perdus 6 Jours En Mer Et La Pirogue Avait Des Problemes		1	0.4%
Nsp		2	0.8%
On M Avait Refuse Le Visa A L Ambassade De France		1	0.4%
On A Pas Vu Mon Nom Dans Le Livret De Famille De Mon Oncle Decedes		1	0.4%
On Attend Les Papiers Du Consulat		1	0.4%
On M A Demande D Attendre Je Peux Etre Recrute		1	0.4%

File : sn_qb_mig_attempts

q806: For what reason have you not been successful

Value	Label	Cases	Percentage
On M'A Pas Donner Le Visas		1	0.4%
On M'A Refuse Le Visa A Deux Reprise La Meme Annee		1	0.4%
On M'A Retenu A L'Aeroport De Madrid		1	0.4%
On M'A Roule		1	0.4%
On M'Avait Proposer Un Escale a Cuba Ce Que J'Ais Refuse		1	0.4%
On Ma Refuse Le Visa		1	0.4%
On Me Demande Le Releve De Compte Bancaire De Mon Pere		1	0.4%
On Nous Attrapait / Pas D'AcceS Possible		1	0.4%
On S Est Perdu En Mer		1	0.4%
Opportinite Marche Potentiel Interdit		1	0.4%
Opposition De Mon Conjiont		1	0.4%
Papiers Imcomplets (Sejour, Visa)		1	0.4%
Par DeCouragement, J'Ai Arrete Les DeMarches		1	0.4%
Par Manque De Moyen Financier		1	0.4%
Parce Qu'Il Crayait Que Je Vais Vivre Dans L'Inegalite		1	0.4%
Parce Qu'Il Fallait Des Moyens Financiers Trop Importants Ou Avoir Une Bourse		1	0.4%
Parce Que J'Ai Pas Eu De Chambre		1	0.4%

File : sn_qb_mig_attempts

q806: For what reason have you not been successful

Value	Label	Cases	Percentage
Parce Que J'Ai Mis Le Projet En Stand-By		1	0.4%
ÃfÃ Cause De ProblÃfÃ Mes Perso, Mais C'Est Toujours D'ActualitÃfÃ©		1	0.4%
Parce Que Je N'Ai Pas De Papiers		1	0.4%
Parce Que Je N'Ai Pas Eu La Bourse		1	0.4%
Parcequej'Ai Pas Encore Mon Visa		1	0.4%
Pas De Certificat D'Hebergement Ni De Bourse		1	0.4%
Pas De Possibilite Pour Avoir Le Visa		1	0.4%
Pas De RePonse		2	0.8%
Pas De Visa		3	1.3%
Pas De Visa D'EntreE		1	0.4%
Pas De Visa Victime D'Anarqueur		1	0.4%
Pas Encore Pret		2	0.8%
Pas Obtenu De Visa		1	0.4%
Pas Un Projet Assez Bien Construit Dans Ma TeTe		1	0.4%
Passeur Disparut Dans La Nature		1	0.4%
Perche' Mi Mancavano I Documenti		1	0.4%
Perche' Non Avevo Il Permesso Di Viaggio		1	0.4%
Perche' Non E' Facile Lavorare		1	0.4%
Perche' Non Guadagnavo Molto		1	0.4%
Peut ÃŠtre C'Est La Volonte Divine		1	0.4%

File : sn_qb_mig_attempts

q806: For what reason have you not been successful

Value	Label	Cases	Percentage
Peut-Être C'Est La Volonte Divine		1	0.4%
Por El Embarazo		1	0.4%
Pour Des Raisons Familiales Ma Fille Se Trouve Ici Et J'Aimerai Qu'Elle Vienne Avec Moi		1	0.4%
Problema De Contrato Trabajo Francia		1	0.4%
Problemes De Famille Argent		1	0.4%
Problemi Economici (Mancanza Di Lavoro)		1	0.4%
Raisons Sociales		2	0.8%
Rapatriment A Partir De La France		1	0.4%
Rechazo Visado Y No Tenia Suficiente Dinero		1	0.4%
Refus B Obtenir Le Visa Car Etudes Possible Dans Pays D Origines		1	0.4%
Refus De La Demande De Visa Par L Ambassade		1	0.4%
Refus De Visas		1	0.4%
Refus Visa		3	1.3%
Refus Visas		1	0.4%
Refuse		3	1.3%
Se Caso		1	0.4%
Situation Matrimoniale Et Releve Compte Bancaire		1	0.4%
Trop Chere. Le Demarcheur Demandait Beaucoup D'Argent		1	0.4%
Un Passeur M A Conseille D Aller En Espagne		1	0.4%

File : sn_qb_mig_attempts

q806: For what reason have you not been successful

Value	Label	Cases	Percentage
1	Visa Refuse	1	0.4%
2	Visa Refuse Car Ils Pensaient Que J'Allais Rester La-Bas	1	0.4%
3	Volonte Divine	1	0.4%
4	a Cause Des DeLais De Renvois Des Dossiers	1	0.4%
5	.b	3	
6	.c	2	

Warning: these figures indicate the number of cases found in the data file. They cannot be interpreted as summary statistics of the population of interest.

q806c2: Reasons for attempt failure coded level 2

Information	[Type= discrete] [Format=numeric] [Range= 111-2147483624] [Missing=*]
Statistics [NW/ W]	[Valid=237 /-] [Invalid=1492 /-]
Universe	If q22 in 1
Notes	Reasons for attempt failure coded level 2, constructed from the open variable q806 (detailed codes more than 20)

Value	Label	Cases	Percentage
111	Visa refusal/couldn t get visa	37	15.6%
112	No visa	8	3.4%
113	Difficulties to get documents	3	1.3%
114	Fake documents	2	0.8%
115	A document missing/no accomodation certificate/no bank state	9	3.8%
116	Not authorized to enter the country / was turned back	3	1.3%
117	Was arrested at borders / was repatriated	14	5.9%
118	Process too long / Slow and heavy administrative matters	3	1.3%
119	Didn t win the lottery (green card)	2	0.8%
211	Marriage	3	1.3%
212	Pregnancy / had a child	1	0.4%
213	Want to take a family member with him	0	
214	Family s refusal / opposition to departure / family pressure	5	2.1%
215	His family is here / want to stay with his family	1	0.4%
216	Death of a family member	1	0.4%
217	Separation	0	
218	Family problems	0	
219	Family/ friends failed to bring him there	1	0.4%
220	Family member who was supposed to help him came back/ died	5	2.1%
221	Illness	1	0.4%
222	Other family reasons	1	0.4%
223	Other personal reasons	0	
311	No scholarship / Didn t get the scolarship	2	0.8%
312	Problem with the employment contract at destination	2	0.8%
313	Financial requirements too high/ costly process / financiall	2	0.8%

File : sn_qb_mig_attempts

q806c2: Reasons for attempt failure coded level 2

Value	Label	Cases	Percentage
314	Financial problems/ not enough money/no job	28	11.8%
411	Ongoing steps / started the process	9	3.8%
412	Awaiting for documents / delay period for the file	2	0.8%
413	Awaiting for somebody to to take him there	0	
414	Family/ friend is dealing with documents	1	0.4%
415	Awaiting for setting his affairs here	0	
416	Awaiting for registration	1	0.4%
511	Agent/ smugler took his money / swindled him	13	5.5%
512	Agent/ smugler dropped him at a wrong destination	0	
513	Problems with the agent/ the agent failed	3	1.3%
514	Was swindled for the visa	2	0.8%
515	Lost on the sea/problem with the canoe	2	0.8%
516	No support / no accomodation	4	1.7%
611	Passed an examination / got registered to an university	1	0.4%
612	Change of destination/ setting up a plan for another country	1	0.4%
613	Change of mind / decision not to go/ not interested anymore	3	1.3%
614	Easier to stay / want to work here /want to succeed here	2	0.8%
615	Prefer/ appreciate his country of residence	0	
616	Not ready	2	0.8%
617	Friend s advice (not to go)	2	0.8%
618	Must achieve his studies	1	0.4%
619	Found a job	1	0.4%
620	Is looking for another solution	0	
711	God / destiny / no luck	9	3.8%
712	Discouragement / frustation / lost the hope	3	1.3%
713	No step undertook / Don t know the steps to undertake/ diffi	7	3.0%
714	Project not well-planned/ not serious	1	0.4%
715	Had not the occasion	0	
716	Not the right time / not the time of his luck	4	1.7%
717	Language barrier/difficulties	0	
718	Steps failed / tried many times but failed	0	
719	No other choice/ no other solution/ unworkable project / no	0	
720	Waste of time	0	
721	Other	29	12.2%
Sysmiss		1492	

Warning: these figures indicate the number of cases found in the data file. They cannot be interpreted as summary statistics of the population of interest.

q806c1: Reasons for attempt failure coded level 1

Information	[Type= discrete] [Format=numeric] [Range= 1-7] [Missing=*]
Statistics [NW/ W]	[Valid=237 /-] [Invalid=1492 /-]
Universe	If q22 in 1
Notes	Reasons for attempt failure coded level 1, constructed from the open variable q806

File : sn_qb_mig_attempts

q806c1: Reasons for attempt failure coded level 1

Value	Label	Cases	Percentage
1	Administrative reasons	81	34.2%
2	Familial and personal reasons	19	8.0%
3	Financial reasons	34	14.3%
4	Waiting/steps current	13	5.5%
5	Problems with intermediate/other supports	24	10.1%
6	New projects	13	5.5%
7	Other reasons	53	22.4%
Sysmiss		1492	

Warning: these figures indicate the number of cases found in the data file. They cannot be interpreted as summary statistics of the population of interest.

q807: For what reason did you stop attempt

Information	[Type= discrete] [Format=character] [Missing=*/b/.c/.]
Statistics [NW/ W]	[Valid=166 /-] [Invalid=14 /-]
Universe	If q22 in 1 If the plans have been interrupted
Literal question	807. For what reason(s) did you abandon the plan of migrating to this country?
Interviewer's instructions	Note precisely and verbatim the entire response

Value	Label	Cases	Percentage
"Le Visa M'Ayant eTe Refuse, J'Ai ArreTe"		1	0.6%
.b8		1	0.6%
1		1	0.6%
888		1	0.6%
A Cause De L Age Comme Je L Ai Dit		1	0.6%
A Cause De L'Anarque		1	0.6%
A Cause De Mon Mariage		1	0.6%
A Ete Arrete Au Maroc Depuis Lors Il Na Pas Tente		1	0.6%
Apres J'Avais Pris Conscience Qu'Il Fallait Que Je Termine Mes Etudes En France		1	0.6%
Avec Les Charges Familiales J'Ai Laisse Tomber		1	0.6%
C Est Mon Frere Qui S En Occupait		1	0.6%

File : sn_qb_mig_attempts

q807: For what reason did you stop attempt

Value	Label	Cases	Percentage
C'Est Mon Pere Qui Refuse		1	0.6%
C'Est Plus Dur Avec La Famille		1	0.6%
C'Est Surtout Lie A Un Probleme Financier . En D'Autre Terme Je N'Ai Pas Les Moyens.		1	0.6%
C'Est Toujours Ma Situation Financiere Qui Me Permet Pas De Poursuivre Mes Demarches		1	0.6%
C'Etait Pas Simple		1	0.6%
Ca Me Coutait Cher		1	0.6%
Ca Ne Minteressait Plus		1	0.6%
Comme J'Ai Pas Obtenu Le Visa J'Ai Prefere Arreter Les Demarches		1	0.6%
Comme J'etais Expulsee De Ce Fait J'Avais Plus Le Choix Et J'Ai Prefere Laisser Tomber		1	0.6%
Conjoint Oppose		1	0.6%
DeCourager		2	1.2%
Decourage		1	0.6%
Decouragee		1	0.6%
Decouragement		3	1.8%
Decouragement Deception		1	0.6%
Diplome Obtenu Au Senegal		1	0.6%
Espoir Decu Et Reticence Des Parents		1	0.6%
Faute De Moyen		1	0.6%
Faute De Visa		1	0.6%
GraCe Au Soutien De Mon Ami, J'Ai Pu Monter Un Dossier Correcte Pour La France		1	0.6%

File : sn_qb_mig_attempts

q807: For what reason did you stop attempt

Value	Label	Cases	Percentage
Han Denegado El Visado		1	0.6%
Ho Cercato Altre Soluzioni		1	0.6%
Il Est Rentre Au Senegal		1	0.6%
Il Me Manquait 50000 Fca Pour Completer Le Billet		1	0.6%
Il N'Y A Ps Autant D'Argent Et De Travail En Mauritanie Contrairement A Mes Previsions		1	0.6%
Il Y Avait Trop De Chose A Fournir		1	0.6%
Impossible De Reunir La Somme Exigee Par Le Demarcheur De Visas		1	0.6%
IrreAlisble		1	0.6%
J Ai Suiwi Le Dossier Mais Rien		1	0.6%
J Avais Plus De Moyens Retour Pour Raison De Famille		1	0.6%
J Avais Trouver Du Travail Ici A Dakar		1	0.6%
J'Ai Accouche Entre Temps		1	0.6%
J'Ai Arrete Car J'Etai Un Peu Decourage		1	0.6%
J'Ai Etai Escroquer		1	0.6%
J'Ai Pas De Passeport		1	0.6%
J'Attends L'Aval De Mon Copain Et Reunir Le Budget Total		1	0.6%
J'Avais Des Problemes Tout Etait Dificile A Cause De Ce Probleme		1	0.6%
J'Avais Tous Les Papiers Mais Je		1	0.6%

File : sn_qb_mig_attempts

q807: For what reason did you stop attempt

Value	Label	Cases	Percentage
Ne Connais Pas Les Raisons De Mon Rejet			
J'Avais economise Pour Prendre Mon Billet D'Avion		1	0.6%
J'En Avais Marre ,Ras Le Bol Surtout Le Divorce Avec M1		1	0.6%
J'Etais Decourage		3	1.8%
J'Etais Decourage Et J'Ai Perdu Beaucoup D' Argent		1	0.6%
J'Etais Decourage Je Men Remettais Au Bon Dieu		1	0.6%
J'Etais Decourage, Un Reve Inatteignable. Les Echos Des Amis Etaient Decourageant Du Point De Vue Des Demarches Administratives		1	0.6%
J'Etais Decu		1	0.6%
J'ai Change D'orientation Dans Mes Etudes		1	0.6%
J'ai Ete Decu		1	0.6%
J'ai Fourni Tous Les Papiers Demander Ils Mont Refuse Le Visa Je Sais Pas Pourquoi		1	0.6%
Je Cherchais a Passer Illegalement, Mais Je N'Ai Pas Reussi		1	0.6%
Je Cherche Un Autre Moyen D'Y Aller		1	0.6%
Je Me Suis Dit Que C'Est Pas Encore Ma Chance		1	0.6%

File : sn_qb_mig_attempts

q807: For what reason did you stop attempt

Value	Label	Cases	Percentage
Je Me Suis Fait Prendre		6	3.6%
Je Me Suis Rendu Compte Que Je Perdais Mon Temps		1	0.6%
Je Me Suis Resigne, C'Est Trop Difficile		1	0.6%
Je N Ai Pas Arrete J Ai Seulement Tente Ailleurs Je Compte Recommencer		1	0.6%
Je N Ai Plus L Argent Pour Deposer Les Demandes		1	0.6%
Je N Aime Pas Trop Etre Eviter Et Peut Etre Que Je Destine A Rester Au Senegal		1	0.6%
Je N'Ai Plus D'Argent		2	1.2%
Je N'Ai Plus De Fonds		3	1.8%
Je N'Ai Plus De Moyens		1	0.6%
Je N'Avais Pas Les Moyens De Partir a L'ePoque		1	0.6%
Je N'Avais Plus D'Argent		1	0.6%
Je N'Avais Plus Les Moyens Surtout L'Argent		1	0.6%
Je N'Avait Ps Le Moyen De Poursuivre		1	0.6%
Je N'En Pouvais Plus		1	0.6%
Je Nai Plus D Argent Disponible Pour Cela		1	0.6%
Je Nai Plus Espoir		1	0.6%
Je Navais Plus De Moyens		1	0.6%
Je Ne Voulais Plus Et En Plus		1	0.6%

File : sn_qb_mig_attempts

q807: For what reason did you stop attempt

Value	Label	Cases	Percentage
La Langue eTait Un Handicap			
Je Suis Age Maintenant		1	0.6%
Je Suis Decourage		5	3.0%
Je Suis Decourage Par Les Procedures Ca Prend Beaucoup De Temps		1	0.6%
Je Suis PasseE Par La France Pour Aller En Italie		1	0.6%
Je Te L Ai Dit Je N Ais Plus De Fond Disponible		1	0.6%
Je Voulais Aller En France		1	0.6%
Jen Avais Marre		1	0.6%
L'Ambassade Ne M'A Pas Accorde De Visa		1	0.6%
L'Attente Du Visa Est Complique Et Longue		1	0.6%
La Maladie		1	0.6%
La SeLeCtion eTait TreS CompeTitive		1	0.6%
Largent Que Javais Economise Netait Pas Suffisant		1	0.6%
Le Visa N Etait Plus Disponible		1	0.6%
Les AutoriteS Consulaires Mon Refuse Le Visa		1	0.6%
Louche Demarche		1	0.6%
Ma Preoccupation Premiere Est D Avoir A Manger		1	0.6%
Manque De Motivation		1	0.6%
Manque De Moyens		2	1.2%

File : sn_qb_mig_attempts

q807: For what reason did you stop attempt

Value	Label	Cases	Percentage
Manque De Moyens Financieres		1	0.6%
Meme Raison Qu' Au Niveau De La France		1	0.6%
Mi Padre		1	0.6%
Mon Mari M'A Demande D'Attendre		1	0.6%
Mon Patron Avait Promis De M'Aider a Travailler Sir Place ApreS Mon Apprentissage		1	0.6%
Mon Pere N'Est Plus De Ce Monde Et Je Dois M'Occuper De Ma Mere		1	0.6%
N Avais Plus De Soutien		1	0.6%
Necesitaba Mucho Burocracia Para Tener Papeles		1	0.6%
No Pude Ir		1	0.6%
No Tenia Otra Solucion		1	0.6%
No Tiene Mas Remedio		2	1.2%
Non Ho Visto Buone Prospettive		1	0.6%
Non Ottenevo Il Permesso Di Soggiorno		1	0.6%
On M'A Refoule D'Espagne		1	0.6%
Parce Qu On M A Refuse Le Visa J Ai Prefere Rester Ici		1	0.6%
Parce Qu'On Ne M'A Pas Attribue De Visa		1	0.6%
Parce Que Je N'Ai Pas Eu La Bourse		1	0.6%
Parce Que Je N'Avait Pas D'Argent Ni De Possibilite		1	0.6%

File : sn_qb_mig_attempts

q807: For what reason did you stop attempt

Value	Label	Cases	Percentage
Parce Que Je Ne Parlais Pas L'Anglais		1	0.6%
Parce Que Je Pouvais Voyager Moins Cher Et Sans Visa		1	0.6%
Pas De Passeport Et La Maladie De Ma Niece.		1	0.6%
Pas Encore Pret		2	1.2%
Passeur Disparut Dans La Nature		1	0.6%
Perche' Ho Deciso Di Venire In Italia		1	0.6%
Perche' Sono Andato In Italia E Guadagnavo Di Piu'		1	0.6%
Perche' Sono Arrivato In Italia Ed Ho Subito Lavorato		1	0.6%
Peut Etre C'Est Pas Le Bon Moment		1	0.6%
Plus D'Espoirs ! Je Ne Pense Meme Plus Au Voyage		1	0.6%
Plus Facile D Obtenir Un Visa Europeen		1	0.6%
Por Que No Podria		2	1.2%
Porque No He Tenido El Visado		2	1.2%
Porque No Tengo Tiempo		1	0.6%
Raisons FinancieRes		1	0.6%
Rapatriment De La Police		1	0.6%
Rechazo Visado		1	0.6%
Refus Du Visa		1	0.6%
Reussite A L Enam		1	0.6%
Rien		1	0.6%
Se Encuentra Bien En EspaÃ'A		1	0.6%

File : sn_qb_mig_attempts

q807: For what reason did you stop attempt

Value	Label	Cases	Percentage
Su Familia Esta En EspaÃ±a Y Les Gusta		1	0.6%
Trop De Rendez-Vous Et Promesses		1	0.6%
Visa		1	0.6%
Visa Non Autorise		1	0.6%
Visa Refuse Moyens Faibles		1	0.6%
Visas		1	0.6%
Y A Trop De Dangers Avec Les Pirogues		1	0.6%
.		1	
.b		12	
.c		1	

Warning: these figures indicate the number of cases found in the data file. They cannot be interpreted as summary statistics of the population of interest.

q807c2: Reasons for stopping attempt coded level 2

Information	[Type= discrete] [Format=numeric] [Range= 111-2147483624] [Missing=*]
Statistics [NW/ W]	[Valid=163 /-] [Invalid=1566 /-]
Universe	If q22 in 1 If the plans have been interrupted
Notes	Reasons for stopping attempt coded level 2, constructed from the open variable q807 (detailed codes more than 20)

Value	Label	Cases	Percentage
111	Visa refusal/couldn t get visa	19	11.7%
112	No visa	0	
113	Difficulties to get documents	1	0.6%
114	Fake documents	0	
115	A document missing/no accomodation certificate/no bank state	3	1.8%
116	Not authorized to enter the country / was turned back	0	
117	Was arrested at borders / was repatriated	11	6.7%
118	Process too long / Slow and heavy administrative matters	2	1.2%
119	Didn t win the lottery (green card)	0	
211	Marriage	1	0.6%
212	Pregnancy / had a child	1	0.6%
213	Want to take a family member with him	0	
214	Family s refusal / opposition to departure / family pressure	5	3.1%
215	His family is here / want to stay with his family	0	
216	Death of a family member	1	0.6%
217	Separation	1	0.6%
218	Family problems	1	0.6%
219	Family/ friends failed to bring him there	1	0.6%
220	Family member who was supposed to help him came back/ died	1	0.6%

File : sn_qb_mig_attempts

q807c2: Reasons for stopping attempt coded level 2

Value	Label	Cases	Percentage
221	Illness	1	0.6%
222	Other family reasons	0	
223	Other personal reasons	0	
311	No scholarship / Didn t get the scolarship	1	0.6%
312	Problem with the employment contract at destination	0	
313	Financial requirements too high/ costly process / financiall	2	1.2%
314	Financial problems/ not enough money/no job	25	15.3%
411	Ongoing steps / started the process	0	
412	Awaiting for documents / delay period for the file	0	
413	Awaiting for somebody to to take him there	0	
414	Family/ friend is dealing with documents	0	
415	Awaiting for setting his affairs here	0	
416	Awaiting for registration	0	
511	Agent/ smugler took his money / swindled him	3	1.8%
512	Agent/ smugler dropped him at a wrong destination	0	
513	Problems with the agent/ the agent failed	0	
514	Was swindled for the visa	0	
515	Lost on the sea/problem with the canoe	1	0.6%
516	No support / no accomodation	1	0.6%
611	Passed an examination / got registered to an university	1	0.6%
612	Change of destination/ setting up a plan for another country	9	5.5%
613	Change of mind / decision not to go/ not interested anymore	4	2.5%
614	Easier to stay / want to work here /want to succeed here	1	0.6%
615	Prefer/ appreciate his country of residence	0	
616	Not ready	2	1.2%
617	Friend s advice (not to go)	0	
618	Must achieve his studies	3	1.8%
619	Found a job	2	1.2%
620	Is looking for another solution	2	1.2%
711	God / destiny / no luck	0	
712	Discouragement / frustation / lost the hope	30	18.4%
713	No step undertook / Don t know the steps to undertake/ diffi	4	2.5%
714	Project not well-planned/ not serious	0	
715	Had not the occasion	0	
716	Not the right time / not the time of his luck	2	1.2%
717	Language barrier/difficulties	2	1.2%
718	Steps failed / tried many times but failed	1	0.6%
719	No other choice/ no other solution/ unworkable project / no	3	1.8%
720	Waste of time	1	0.6%
721	Other	14	8.6%
Sysmiss		1566	

Warning: these figures indicate the number of cases found in the data file. They cannot be interpreted as summary statistics of the population of interest.

File : sn_qb_mig_attempts

q807c1: Reasons for stopping attempt coded level 1

Information	[Type= discrete] [Format=numeric] [Range= 1-2147483624] [Missing=*]
Statistics [NW/ W]	[Valid=163 /-] [Invalid=1566 /-]
Universe	If q22 in 1 If the plans have been interrupted
Notes	Reasons for stopping attempt coded level 1, constructed from the open variable q807

Value	Label	Cases	Percentage
1	Administrative reasons	36	22.1%
2	Familial and personal reasons	13	8.0%
3	Financial reasons	28	17.2%
4	Waiting /steps current	0	
5	Problems with intermediate/other supports	5	3.1%
6	New projects	24	14.7%
7	Other reasons	57	35.0%
Sysmiss		1566	

Warning: these figures indicate the number of cases found in the data file. They cannot be interpreted as summary statistics of the population of interest.

flag_age: Less than 25 years and more than 75 years

Information	[Type= discrete] [Format=numeric] [Range= 0-1] [Missing=*]
Statistics [NW/ W]	[Valid=1729 /-] [Invalid=0 /-]
Definition	The migrant is younger than 25 or older than 75 at the time of the survey.
Notes	These individuals have ages very close to the thresholds 25-75.

Value	Label	Cases	Percentage
0	No	1725	99.8%
1	Yes	4	0.2%

Warning: these figures indicate the number of cases found in the data file. They cannot be interpreted as summary statistics of the population of interest.

flag_arrival: First migration in Europe before 18

Information	[Type= discrete] [Format=numeric] [Range= 0-1] [Missing=*]
Statistics [NW/ W]	[Valid=847 /-] [Invalid=882 /-]
Definition	The migrant (current or returnee) arrived in Europe the 1st time before 18.

Value	Label	Cases	Percentage
0	No	838	98.9%
1	Yes	9	1.1%
Sysmiss		882	

Warning: these figures indicate the number of cases found in the data file. They cannot be interpreted as summary statistics of the population of interest.

flag_visitor: Resident in Europe but surveyed in Africa

Information	[Type= discrete] [Format=numeric] [Range= 0-1] [Missing=*]
Statistics [NW/ W]	[Valid=1729 /-] [Invalid=0 /-]
Definition	The migrant was living in Europe at the time of the survey, but was surveyed in Africa during a visit.
Notes	In these cases, id_country = country of residence in Europe (even though the questionnaire was filled in in Senegal)

Value	Label	Cases	Percentage
0	No	1726	99.8%
1	Yes	3	0.2%

File : sn_qb_mig_attempts

flag_visitor: Resident in Europe but surveyed in Africa

Warning: these figures indicate the number of cases found in the data file. They cannot be interpreted as summary statistics of the population of interest.

weight_eur: Weighting normalized on the 3 european countries

Information	[Type= continuous] [Format=numeric] [Range= 0.123741947114468-2.92577934265137] [Missing=*]
Statistics [NW/ W]	[Valid=625 /-] [Invalid=1104 /-]
Definition	Use when working on the European countries pooled together (for example, the Senegalese population sampled in France, Italy and Spain). It should not be used if the analyses include individuals surveyed in Africa.

weight_all: Weighting normalized on the 4 countries

Information	[Type= continuous] [Format=numeric] [Range= 0.043433666229248-7.21617412567139] [Missing=*]
Statistics [NW/ W]	[Valid=1729 /-] [Invalid=0 /-]
Definition	Use when working on all countries of the MAFE survey (for example, Senegalese population from Senegalese, French, Italian and Spanish samples).

weight_ctry: Weighting normalized by country

Information	[Type= continuous] [Format=numeric] [Range= 0.054081816226244-5.26600313186646] [Missing=*]
Statistics [NW/ W]	[Valid=1729 /-] [Invalid=0 /-]
Definition	Use when working on a single country (for example, the Senegalese population sampled only in Senegal, or in any single European country).

File : sn_qb_migration

ident: Biographic individual identifier

Information	[Type= discrete] [Format=character] [Missing=*]
Statistics [NW/ W]	[Valid=2064 /-] [Invalid=0 /-]
Definition	Individual identifiant = 1st letter of country + n° of questionnaire compost

id_country: Country of the survey

Information	[Type= discrete] [Format=character] [Missing=*]
Statistics [NW/ W]	[Valid=2064 /-] [Invalid=0 /-]
Definition	Country where the data was collected: - Es = Spain - Fr = France - It = Italy - Sn = Senegal

Value	Label	Cases	Percentage
Es		287	13.9%
Fr		307	14.9%
It		290	14.1%
Sn		1180	57.2%

Warning: these figures indicate the number of cases found in the data file. They cannot be interpreted as summary statistics of the population of interest.

n_menage: ID of the HH

Information	[Type= continuous] [Format=numeric] [Range= 3-2011] [Missing=*]
Statistics [NW/ W]	[Valid=407 /-] [Invalid=1657 /-]
Definition	Household ID Only available for Africa

n_indiv: ID of the individual in the HH

Information	[Type= continuous] [Format=numeric] [Range= 0-100] [Missing=*]
Statistics [NW/ W]	[Valid=397 /-] [Invalid=1667 /-]
Definition	ID of each individual within her/his household Only available for Africa

num_dr: Constructed ID of the PSU

Information	[Type= discrete] [Format=character] [Missing=*]
Statistics [NW/ W]	[Valid=1183 /-] [Invalid=0 /-]
Definition	Survey area ID Only available for Africa

Value	Label	Cases	Percentage
01		7	0.6%
02		18	1.5%
03		25	2.1%
04		16	1.4%
05		18	1.5%
06		21	1.8%
07		21	1.8%
08		19	1.6%
09		21	1.8%
10		26	2.2%

File : sn_qb_migration

num_dr: Constructed ID of the PSU

Value	Label	Cases	Percentage
11		16	1.4%
12		18	1.5%
13		32	2.7%
14		21	1.8%
15		11	0.9%
16		13	1.1%
17		18	1.5%
18		20	1.7%
19		20	1.7%
20		12	1.0%
21		21	1.8%
22		16	1.4%
23		25	2.1%
24		15	1.3%
25		23	1.9%
26		15	1.3%
27		15	1.3%
28		13	1.1%
29		21	1.8%
30		16	1.4%
31		29	2.5%
32		17	1.4%
33		18	1.5%
34		26	2.2%
35		26	2.2%
36		28	2.4%
37		26	2.2%
38		23	1.9%
39		15	1.3%
40		21	1.8%
41		33	2.8%
42		18	1.5%
43		29	2.5%
44		13	1.1%
45		20	1.7%
46		31	2.6%
47		16	1.4%
48		23	1.9%
49		17	1.4%
50		20	1.7%
51		19	1.6%
52		15	1.3%
53		18	1.5%

File : sn_qb_migration

num_dr: Constructed ID of the PSU

Value	Label	Cases	Percentage
54		22	1.9%
55		15	1.3%
56		21	1.8%
57		13	1.1%
58		21	1.8%
59		21	1.8%
60		16	1.4%

Warning: these figures indicate the number of cases found in the data file. They cannot be interpreted as summary statistics of the population of interest.

strata_area: Strate of the CD defined by the population census

Information	[Type= discrete] [Format=numeric] [Range= 1-10] [Missing=*]
Statistics [NW/ W]	[Valid=1183 /-] [Invalid=881 /-]
Definition	Migration prevalence in each survey area, defined using the 2002 Census Only available for Africa

Value	Label	Cases	Percentage
1		107	9.0%
2		117	9.9%
3		110	9.3%
4		117	9.9%
5		112	9.5%
6		118	10.0%
7		131	11.1%
8		114	9.6%
9		144	12.2%
10		113	9.6%
Sysmiss		881	

Warning: these figures indicate the number of cases found in the data file. They cannot be interpreted as summary statistics of the population of interest.

strata_hh: HH with migrants

Information	[Type= discrete] [Format=numeric] [Range= 0-2] [Missing=*]
Statistics [NW/ W]	[Valid=1183 /-] [Invalid=881 /-]
Definition	Stratification by household migrant status according to the screening survey Only available for Africa

Value	Label	Cases	Percentage
0	Non migrant HH	770	65.1%
1	HH with returnee(s) or migrant(s) abroad	413	34.9%
Sysmiss		881	

Warning: these figures indicate the number of cases found in the data file. They cannot be interpreted as summary statistics of the population of interest.

strata_ind: Presence of migrant in the HH during the census

Information	[Type= discrete] [Format=numeric] [Range= 1-3] [Missing=*]
Statistics [NW/ W]	[Valid=1178 /-] [Invalid=886 /-]
Definition	3 strata according to the individuals' migratory status Only available for Africa

File : sn_qb_migration

strata_ind: Presence of migrant in the HH during the census

Value	Label	Cases	Percentage
1	Return migrant	239	20.3%
2	Partner of a migrant	117	9.9%
3	Other non migrant	822	69.8%
Sysmiss		886	

Warning: these figures indicate the number of cases found in the data file. They cannot be interpreted as summary statistics of the population of interest.

num_mig: Migration number

Information	[Type= discrete] [Format=numeric] [Range= 1-10] [Missing=*]
Statistics [NW/ W]	[Valid=1209 /-] [Invalid=855 /-]
Universe	If Ego has already stayed outside Senegal

Value	Label	Cases	Percentage
1		813	67.2%
2		237	19.6%
3		88	7.3%
4		34	2.8%
5		18	1.5%
6		9	0.7%
7		4	0.3%
8		3	0.2%
9		2	0.2%
10		1	0.1%
Sysmiss		855	

Warning: these figures indicate the number of cases found in the data file. They cannot be interpreted as summary statistics of the population of interest.

q1: Sex

Information	[Type= discrete] [Format=numeric] [Range= 1-9999] [Missing=*]
Statistics [NW/ W]	[Valid=2064 /-] [Invalid=0 /-]

Pre-question

PRESENTATION OF THE STUDY TO THE RESPONDENTS

Hello, my name is I am taking part in a study about migration between Senegal and various countries in Europe, and on links between people living in Senegal and their families and friends who live abroad. Before we start, I'd like to briefly present the study to you, and inform you about your rights. This study has been organised by the University of Dakar, and several European research organisms: the Institut national d'études démographiques (Paris, France), the University of Pompeu Fabra (Barcelone, Espagne), FIERI (Turin, Italie), in collaboration with ENDA Tiers-Monde.

WHY THIS STUDY? => Hand out the INFORMATION LEAFLET and present the study

* For a number of years, African migration has been a major issue of public debate - in politics and the media, both in Africa and in Europe. However, this debate is often not based on real evidence, but rather on opinions.
 * In fact, the scale and causes of Senegalese migration are not very well known. We also don't know the real impacts of migration on the living conditions of Senegalese families or on Senegal's national development.
 * In this study, which is organised by both Senegalese and European researchers, we would like to produce statistical data based on the real life experiences of Senegalese people. We hope that this data will help us to understand migration better, including its effects on Senegal.
 * The findings will be used to contribute to public debates gathering citizens, researchers and political decision-makers. The finale goal of this study is to link both real life experiences and migratory and development policies.

HOW IS THIS GOING TO HAPPEN?

* To carry out this study, we will meet people with very different migration experiences: people who have always stayed in Senegal; people who've lived abroad but have come back to Senegal; and people who remain in Europe.

File : sn_qb_migration

q1: Sex

* Some information has already been collected in January and February 2008, on households living in Dakar, mainly about life conditions and the families' relationship with their migrants.
 * Today, this questionnaire involves questions about you, your life. There are questions about the places you have lived since your childhood; about your occupations and family life; the trips you have made abroad; and so on. All these questions will allow us to look at the relationships between whether people migrate or not, and their economic and family circumstances.
 * Since everyone's experiences are different, the duration of the interview varies - it should be between half an hour, and a maximum of two hours, depending on your individual life history.

RIGHTS AND CONFIDENTIALITY OF ANSWERS

* If a question makes you feel uneasy, you are not obliged to answer. You can stop the interview at any time.
 * We guarantee that all the information you provide us with will be kept confidential. Your name and address are not recorded in the questionnaire. Nobody will be able to identify you from the information that you give me.

Before we start: do you have any questions?

INTRODUCTION

Literal question

Q1. The respondent is:

Post-question

To begin with, I would like to note the major events and periods of your life on this grid. We will begin at the time of your birth. Later we will look at these periods of life in some more detail.

Interviewer's instructions

STUDY IN FRANCE: Hand out the CNIL letter to the interviewee.
 In compliance with the law "informatique et libertés" of January 6, 1978, you have a right to access and rectify information concerning yourself.
 To exercise this right, you should apply by mail, before the first July 2008, at INED. As data are anonymous, the correction will only be possible on presentation of your interviewee number.

Value	Label	Cases	Percentage
1	Man	1117	54.1%
2	Woman	947	45.9%

Warning: these figures indicate the number of cases found in the data file. They cannot be interpreted as summary statistics of the population of interest.

q1a: Year of birth

Information

[Type= discrete] [Format=numeric] [Range= 1932-9999] [Missing=*]

Statistics [NW/ W]

[Valid=2064 /-] [Invalid=0 /-]

Literal question

Q1A. To start with, and to help us to set a time scale, could you tell me in which year you were born (or your age)?
 Year of birth

Interviewer's instructions

AGEVEN: Locate year of birth in the grid, note 0 in the columns titled "age", and fill in these columns by retracing the age till the current age of the respondent.

Value	Label	Cases	Percentage
1932		1	0.0%
1933		3	0.1%
1934		8	0.4%
1935		8	0.4%
1936		8	0.4%
1937		1	0.0%
1938		7	0.3%
1939		12	0.6%
1940		11	0.5%
1941		8	0.4%
1942		10	0.5%
1943		19	0.9%
1944		10	0.5%
1945		19	0.9%

File : sn_qb_migration

q1a: Year of birth

Value	Label	Cases	Percentage
1946		12	0.6%
1947		21	1.0%
1948		15	0.7%
1949		30	1.5%
1950		22	1.1%
1951		20	1.0%
1952		18	0.9%
1953		35	1.7%
1954		34	1.6%
1955		34	1.6%
1956		34	1.6%
1957		30	1.5%
1958		44	2.1%
1959		33	1.6%
1960		68	3.3%
1961		43	2.1%
1962		55	2.7%
1963		65	3.1%
1964		55	2.7%
1965		51	2.5%
1966		57	2.8%
1967		75	3.6%
1968		77	3.7%
1969		43	2.1%
1970		81	3.9%
1971		64	3.1%
1972		110	5.3%
1973		76	3.7%
1974		67	3.2%
1975		55	2.7%
1976		52	2.5%
1977		76	3.7%
1978		59	2.9%
1979		60	2.9%
1980		74	3.6%
1981		62	3.0%
1982		69	3.3%
1983		60	2.9%
1984		3	0.1%

Warning: these figures indicate the number of cases found in the data file. They cannot be interpreted as summary statistics of the population of interest.

age_survey: Age at survey

Information	[Type= continuous] [Format=numeric] [Range= 25-77] [Missing=*]
Statistics [NW/ W]	[Valid=2064 /-] [Invalid=0 /-] [Mean=42.49 /-] [StdDev=11.463 /-]

File : sn_qb_migration

age_survey: Age at survey

Literal question	Q1A. To start with, and to help us to set a time scale, could you tell me in which year you were born (or your age)? Age
Interviewer's instructions	AGEVEN: Locate year of birth in the grid, note 0 in the columns titled "age", and fill in these columns by retracing the age till the current age of the respondent.

q18: Which is the last school year you attended

Information	[Type= discrete] [Format=numeric] [Range= 0-2147483624] [Missing=*]
Statistics [NW/ W]	[Valid=2060 /-] [Invalid=4 /-]
Literal question	Q18. Let's talk about your studies: Which is the last school year you attended?
Post-question	If q18 in 0, 1, 2, 3, 4, 5, 6, 7 => Go to the "Activity" module
Interviewer's instructions	- If EGO has no formal education: Encircle the code 00 below - If EGO has some formal education: Encircle the corresponding code

Value	Label	Cases	Percentage
0	None	494	24.0%
1	Pre-school (nursery school)	7	0.3%
2	Pre-school	23	1.1%
3	First year primary	39	1.9%
4	2nd year primary	49	2.4%
5	3rd year primary	66	3.2%
6	4th year primary	58	2.8%
7	5th year primary	338	16.4%
8	1st year secondary	54	2.6%
9	2nd year secondary	61	3.0%
10	3rd year secondary	76	3.7%
11	4th year secondary	225	10.9%
12	1st year high school	94	4.6%
13	2nd year high school	75	3.6%
14	Final year high school	122	5.9%
15	1st year (DEUG1 or equivalent) / BTS1	33	1.6%
16	2nd year (DEUG2 or equivalent) / BTS2	65	3.2%
17	3rd year (BA or equivalent)	41	2.0%
18	4th year (MA or equivalent)	49	2.4%
19	5th year (DESS,DEA or equivalent)	45	2.2%
20	6th year (PhD studies)	46	2.2%
Sysmiss		4	

Warning: these figures indicate the number of cases found in the data file. They cannot be interpreted as summary statistics of the population of interest.

q601d: Start year of the stay outside Senegal

Information	[Type= discrete] [Format=numeric] [Range= 1936-2147483624] [Missing=*]
Statistics [NW/ W]	[Valid=1209 /-] [Invalid=855 /-]
Universe	If Ego has already stayed outside Senegal
Pre-question	Fill in one column per stay, category by category (TRANSIT, then INST, then stays of more than a year), following a chronological order within each category.
Literal question	601D - 601F. Start and end years of the stay outside Senegal Start year
Interviewer's instructions	see AGEVEN

File : sn_qb_migration

q601d: Start year of the stay outside Senegal

If stay is ongoing, cross out end date

Value	Label	Cases	Percentage
1936		1	0.1%
1944		1	0.1%
1950		2	0.2%
1951		1	0.1%
1953		2	0.2%
1954		2	0.2%
1955		2	0.2%
1956		4	0.3%
1957		2	0.2%
1958		4	0.3%
1961		2	0.2%
1962		2	0.2%
1963		1	0.1%
1964		4	0.3%
1965		3	0.2%
1966		6	0.5%
1967		3	0.2%
1968		3	0.2%
1969		6	0.5%
1970		7	0.6%
1971		6	0.5%
1972		15	1.2%
1973		9	0.7%
1974		12	1.0%
1975		9	0.7%
1976		16	1.3%
1977		5	0.4%
1978		6	0.5%
1979		6	0.5%
1980		16	1.3%
1981		25	2.1%
1982		18	1.5%
1983		24	2.0%
1984		27	2.2%
1985		24	2.0%
1986		26	2.2%
1987		23	1.9%
1988		30	2.5%
1989		33	2.7%
1990		36	3.0%
1991		39	3.2%
1992		35	2.9%

File : sn_qb_migration

q601d: Start year of the stay outside Senegal

Value	Label	Cases	Percentage
1993		38	3.1%
1994		29	2.4%
1995		22	1.8%
1996		32	2.6%
1997		43	3.6%
1998		55	4.5%
1999		70	5.8%
2000		86	7.1%
2001		61	5.0%
2002		63	5.2%
2003		44	3.6%
2004		46	3.8%
2005		52	4.3%
2006		34	2.8%
2007		33	2.7%
2008		3	0.2%
Sysmiss		855	

Warning: these figures indicate the number of cases found in the data file. They cannot be interpreted as summary statistics of the population of interest.

q601f: End year of the stay outside Senegal

Information	[Type= discrete] [Format=numeric] [Range= 1939-2147483624] [Missing=*]
Statistics [NW/ W]	[Valid=603 /-] [Invalid=1461 /-]
Universe	If Ego has already stayed outside Senegal
Pre-question	Fill in one column per stay, category by category (TRANSIT, then INST, then stays of more than a year), following a chronological order within each category.
Literal question	601D - 601F. Start and end years of the stay outside Senegal End year
Interviewer's instructions	see AGEVEN If stay is ongoing, cross out end date

Value	Label	Cases	Percentage
1939		1	0.2%
1952		1	0.2%
1953		1	0.2%
1954		1	0.2%
1955		2	0.3%
1956		2	0.3%
1957		1	0.2%
1958		2	0.3%
1959		1	0.2%
1960		2	0.3%
1961		2	0.3%
1962		1	0.2%
1963		2	0.3%
1964		2	0.3%

File : sn_qb_migration

q601f: End year of the stay outside Senegal

Value	Label	Cases	Percentage
1966		4	0.7%
1967		4	0.7%
1968		5	0.8%
1969		3	0.5%
1970		2	0.3%
1971		4	0.7%
1972		13	2.2%
1973		1	0.2%
1974		3	0.5%
1975		3	0.5%
1976		9	1.5%
1977		5	0.8%
1978		3	0.5%
1979		3	0.5%
1980		6	1.0%
1981		11	1.8%
1982		13	2.2%
1983		9	1.5%
1984		11	1.8%
1985		8	1.3%
1986		19	3.2%
1987		11	1.8%
1988		15	2.5%
1989		22	3.6%
1990		22	3.6%
1991		17	2.8%
1992		17	2.8%
1993		15	2.5%
1994		14	2.3%
1995		15	2.5%
1996		16	2.7%
1997		23	3.8%
1998		27	4.5%
1999		27	4.5%
2000		35	5.8%
2001		28	4.6%
2002		28	4.6%
2003		30	5.0%
2004		18	3.0%
2005		15	2.5%
2006		21	3.5%
2007		24	4.0%
2008		3	0.5%

File : sn_qb_migration

q601f: End year of the stay outside Senegal

Value	Label	Cases	Percentage
Sysmiss		1461	

Warning: these figures indicate the number of cases found in the data file. They cannot be interpreted as summary statistics of the population of interest.

q602: Country of stay

Information	[Type= discrete] [Format=numeric] [Range= 96000-2147483624] [Missing=*]
Statistics [NW/ W]	[Valid=1206 /-] [Invalid=858 /-]
Universe	If Ego has already stayed outside Senegal
Literal question	602. COUNTRY OF STAY/ARRIVAL
Interviewer's instructions	See AGEVEN, columns 3.2 and 8

Value	Label	Cases	Percentage
96000	FRANCE	332	27.5%
99109	GERMANY	12	1.0%
99110	AUTRICHE	2	0.2%
99112	HONGRIE	2	0.2%
99121	SERBIA AND MONTENEGRO	1	0.1%
99126	GRECE	1	0.1%
99127	ITALIE	242	20.1%
99131	BELGIQUE	10	0.8%
99132	ROYAUME-UNI	4	0.3%
99134	ESPAGNE	240	19.9%
99135	PAYS-BAS	2	0.2%
99138	MONACO	1	0.1%
99139	PORTUGAL	8	0.7%
99140	SUISSE	2	0.2%
99156	EX-REPUBLIQUE YOUNGOSLAVE DE MACEDOINE	1	0.1%
99201	ARABIE SAOUDITE	4	0.3%
99205	LIBAN	1	0.1%
99208	TURQUIE	5	0.4%
99217	JAPON	1	0.1%
99231	INDONESIE	1	0.1%
99301	EGYPTE	1	0.1%
99302	LIBERIA	2	0.2%
99304	GAMBIE	30	2.5%
99312	RDC	1	0.1%
99314	GUINEE EQUATORIALE	1	0.1%
99316	LIBYE	3	0.2%
99322	CAMEROUN	7	0.6%
99323	CENTRAFRICAINE (REP)	3	0.2%
99324	CONGO	2	0.2%
99326	COTE DIVOIRE	55	4.6%
99327	BENIN	1	0.1%
99328	GABON	25	2.1%
99329	GHANA	2	0.2%

File : sn_qb_migration

q602: Country of stay

Value	Label	Cases	Percentage
99330	GUINEE	10	0.8%
99331	BURKINA	7	0.6%
99333	MADAGASCAR	1	0.1%
99335	MALI	34	2.8%
99336	MAURITANIE	59	4.9%
99337	NIGER	4	0.3%
99338	NIGERIA	3	0.2%
99343	SOUDAN	1	0.1%
99344	TCHAD	2	0.2%
99350	MAROC	31	2.6%
99351	TUNISIE	11	0.9%
99352	ALGERIE	8	0.7%
99392	GUINEE-BISSAU	16	1.3%
99396	CAP-VERT	2	0.2%
99399	DJIBOUTI	1	0.1%
99404	ETATS-UNIS	11	0.9%
Sysmiss		858	

Warning: these figures indicate the number of cases found in the data file. They cannot be interpreted as summary statistics of the population of interest.

q603: Country before arriving in "country of stay"

Information	[Type= discrete] [Format=numeric] [Range= 96000-2147483624] [Missing=*]
Statistics [NW/ W]	[Valid=1205 /-] [Invalid=859 /-]
Universe	If Ego has already stayed outside Senegal
Literal question	603. In which country were you just before arriving in "country of stay"?
Interviewer's instructions	Do not rely on AGEVEN

Value	Label	Cases	Percentage
96000	FRANCE	71	5.9%
99109	GERMANY	8	0.7%
99110	AUTRICHE	1	0.1%
99112	HONGRIE	2	0.2%
99127	ITALIE	25	2.1%
99131	BELGIQUE	6	0.5%
99132	ROYAUME-UNI	1	0.1%
99134	ESPAGNE	25	2.1%
99138	MONACO	1	0.1%
99139	PORTUGAL	8	0.7%
99140	SUISSE	2	0.2%
99142	REPUBLIQUE FEDERALE D'ALLEMAGNE	4	0.3%
99208	TURQUIE	1	0.1%
99217	JAPON	1	0.1%
99301	EGYPTE	1	0.1%
99304	GAMBIE	4	0.3%
99314	GUINEE EQUATORIALE	1	0.1%

File : sn_qb_migration

q603: Country before arriving in "country of stay"

Value	Label	Cases	Percentage
99316	LIBYE	4	0.3%
99322	CAMEROUN	4	0.3%
99323	CENTRAFRICAINE (REP)	1	0.1%
99326	COTE DIVOIRE	18	1.5%
99327	BENIN	1	0.1%
99328	GABON	5	0.4%
99329	GHANA	1	0.1%
99330	GUINEE	3	0.2%
99331	BURKINA	5	0.4%
99333	MADAGASCAR	1	0.1%
99335	MALI	9	0.7%
99336	MAURITANIE	13	1.1%
99337	NIGER	3	0.2%
99341	SENEGAL	945	78.4%
99344	TCHAD	1	0.1%
99350	MAROC	19	1.6%
99351	TUNISIE	3	0.2%
99352	ALGERIE	3	0.2%
99392	GUINEE-BISSAU	1	0.1%
99399	DJIBOUTI	1	0.1%
99404	ETATS-UNIS	2	0.2%
Sysmiss		859	

Warning: these figures indicate the number of cases found in the data file. They cannot be interpreted as summary statistics of the population of interest.

q604: For what reason did you leave this country

Information	[Type= discrete] [Format=character] [Missing=*/.a/.b/.c]
Statistics [NW/ W]	[Valid=1182 /-] [Invalid=26 /-]
Universe	If Ego has already stayed outside Senegal
Literal question	604. For what reasons did you leave this country?
Interviewer's instructions	Note precisely and verbatim the entire response

Value	Label	Cases	Percentage
"A Cause Des Etudes Qui Devenaient Difficiles"		1	0.1%
"C'Etait Juste Une Etape, Un Passage Vers La France"		1	0.1%
"Coup De TeTe", Pour Travailler		1	0.1%
"Pour Faire Des Etudes Poussees, Afin D'Avoir De Meilleures		1	0.1%

File : sn_qb_migration

q604: For what reason did you leave this country

Value	Label	Cases	Percentage
Conditions De Vie"			
"Pour Un Meilleur Travail, Bien Paye"		1	0.1%
888		1	0.1%
A Cause D Une Grave Maladie		1	0.1%
A Cause Des Secheresse Qui Avaient Durement FrappeEs Mon Pays (Sn Et Meme Les Pays Voisins). Il N'Y Avait Plus De Quoi Vivre, Pas De Graine, Pourtant Il Fallait Nourrir La Famille		1	0.1%
A La Recherche De Quoi Subvenir Aux Besoins De Mes Parents		1	0.1%
Accompagner Mon Employeur Qui Avait Gagner Un Marche La-Bas		1	0.1%
Affectation Comme Professeur Contractuel Expatrie		1	0.1%
Affectation De Mon Pere		2	0.2%
Affectation De Mon Pere Au Burkina		1	0.1%
Afin De Tenter Ma Chance Ailleur		1	0.1%
Alla Ricerca Di Un Lavoro Stabile		1	0.1%
Aller Loin De Mon Premier Conjoint		1	0.1%
Aller Rejoindre Mon Mari		1	0.1%
Alli Vivia Mi Marido		1	0.1%

File : sn_qb_migration

q604: For what reason did you leave this country

Value	Label	Cases	Percentage
Ampliare Il Commercio Di Arte		2	0.2%
Ampliare L'Attivita' Di Commercio Arte		1	0.1%
Ampliare Le Mie Conoscenze		1	0.1%
Andavo Da Mio Marito		1	0.1%
Appartient a Une Ethnie Qui Voyage Et Souhaitait "Tenter Sa Chance" = Trouver Un Emploi		1	0.1%
Apprendre Le Coran		1	0.1%
Apprendre Un MeTier		1	0.1%
Apres Retour Anuel Du Sn Et Mon Retour En France, Opportunite De Travail En Angleterre.		1	0.1%
Aqui Tenia Familia Que Le Podia Ayudar Y El Espa�ol Es Mas Facil		1	0.1%
Artistique : Besoin De Retrouver L'Inspiration Et Plus Large Public		1	0.1%
Aucune Raison ParticulieRe Sinon Suivre Mes Parents		1	0.1%
Aucune Raison Particuliere		1	0.1%
Avec La Secheresse Les Conditions De Vie Etaient Dures		1	0.1%
Avec Le Deces De Mon Pere Mon Oncle A Voulu Soccuper De Moi		1	0.1%

File : sn_qb_migration

q604: For what reason did you leave this country

Value	Label	Cases	Percentage
Avevo Intrapreso Un'Attivita'		1	0.1%
Avevo Terminato Il Master E Cercavo Lavoro		1	0.1%
Avevo Un Foglio Di Via		1	0.1%
Avoir Un Travail		1	0.1%
Ayudar A Familia		1	0.1%
Ayudar Familia		1	0.1%
Busca Trabajo		1	0.1%
Buscar Dinero		1	0.1%
Buscar La Vida		1	0.1%
Buscar Mejor Futuro		1	0.1%
Buscar Trabajo		7	0.6%
Buscar Vida Mejor		1	0.1%
Buscarse La Vida		1	0.1%
Buscarse La Vida Como Pudiera		1	0.1%
C Etait Une Decision De Ma Mere		1	0.1%
C Est Le Senegal Qui M A Envoye Au Gabon Pour Un Travail Bien Determine		1	0.1%
C Etait Pour Continuer Mes Etudes		1	0.1%
C' Est Mon Pere Qui M' A Emmene		1	0.1%
C'Est Pour Atteindre La France		1	0.1%
C'Etait Le Service Commande Et Je N'Avait Pas Le Choix		1	0.1%
C'Etait Le Service Commande Mais Je Pouvait Revenir Servir		1	0.1%

File : sn_qb_migration

q604: For what reason did you leave this country

Value	Label	Cases	Percentage
Au Senegal , Mais Cela Ne M'Enchantait Pas Du Tout			
C'Etait Ma Base De Replis		1	0.1%
C'Etait Pour Chercher Du Travail		1	0.1%
C'Etait Pour Des Affaires		1	0.1%
C'Etait Pour Partir Israel		1	0.1%
C'Etait Pour Pouvoir Trouver Du Travail		1	0.1%
C'Etait Pour Un Stage De Formation		1	0.1%
C'Etait Pour Un Stage De Perfectionnement		1	0.1%
C'eTait Un Transit De 12 Jours Seulement		1	0.1%
Ca Faisait Trop Longtemps Que J'eTais MarieE Et Que Je Voulais Aller Rejoindre Mon Mari		1	0.1%
Cambiar De Trabajo		1	0.1%
Ce N'Etait Pas Un Choix C'Etait Pour Suivre Mon Mari, Envoye De Force En France		1	0.1%
Ce Que J'Avais En Cote D'Ivoire Ne Me Sufisait Plus Et Il Fallait Avoir Plus Pour Pouvoir M'En Sortir		1	0.1%
Cercare Lavoro		7	0.6%
Cercare Un Lavoro Migliore		1	0.1%
Cercavo Lavoro		1	0.1%
Cercavo Un Lavoro Migliore		1	0.1%
Cetait Lete Et Je Gagneai En 2 Mois Peu Que		1	0.1%

File : sn_qb_migration

q604: For what reason did you leave this country

Value	Label	Cases	Percentage
Je Gagne Ici A Dakar En 1 An			
Chercher De L Argent		1	0.1%
Chercher De Quoi Subvenir Aux Besoins De Ma Famille		1	0.1%
Chercher Des Conditiond De Vie Meilleures Et Fuir Le Racisme		1	0.1%
Chercher Du Travail		3	0.3%
Chercher Une Vie Meilleure		1	0.1%
Comme Les Autres Pour Des Raisons Financieres		1	0.1%
Conditions De Travail MeDiocres		1	0.1%
Conocia Gente Aqui		1	0.1%
Construire Un Avenir Professionnel Et Fonder Une Famille. Recherche Un Confort De Vie		1	0.1%
Continuer Mon Travail De Domestique Chez Mon Patron Qui Y Est Affecte		1	0.1%
Continuer Ses Etudes		1	0.1%
Contrat De Travail		7	0.6%
Conviction Politiques DiffeRentes / ProbleMes Avec Le Gouvernement Au Sujet Des ActiviteS De DeVeloppement OrganiseEs Par L'Ong		1	0.1%
Creia Que Francia Era Mejor		1	0.1%

File : sn_qb_migration

q604: For what reason did you leave this country

Value	Label	Cases	Percentage
Curiosite		1	0.1%
DecU Du SeNeGal, Mort Des Proches		1	0.1%
Des Amis M Avaient Dit Que Dans Ce Pays Des Opportunités Existaient		1	0.1%
Desideravo Un Lavoro		1	0.1%
Despues Fallecimiento De Padre La Situacion Se Hizo Muy Dificil Ademas Iba A Casarse Con Un EspaÃ±ol		1	0.1%
Difficultés Familiales		1	0.1%
Donner Une Serie De Concert En Belgique (15 Jours)		1	0.1%
Dopo Il Decesso Di Mio Marito Non Riuscivo A Mantenere I Figli Dignitosamente		1	0.1%
Dopo La Morte Di Mio Padre Dovevo Provvedere Alla Famiglia. Dovevo Guadagnare Di Piu'		1	0.1%
Dovevo Guadagnare Per Tirare Avanti Le Mie Sorelle		1	0.1%
Dovevo Passarci Per Entrare In Italia		1	0.1%
Dovevo Provvedere Ai Miei Bimbi E Mi Serviva Un Lavoro E Soldi		1	0.1%
Du Commerce		1	0.1%
Ecole Arabe, On Traduisait Le Coran		1	0.1%

File : sn_qb_migration

q604: For what reason did you leave this country

Value	Label	Cases	Percentage
Ecole Coranique, J'Apprenais Le Coran		1	0.1%
Economicas		1	0.1%
Economico		1	0.1%
Economicos		7	0.6%
Economicos Falta Trabajo		1	0.1%
Ego eTait Sans Emploi		1	0.1%
El Destino Era EspaÃ 'A		1	0.1%
El Marido Estaba Aqui		2	0.2%
El Trabajo En El Campo No Generaba Suficiente Dinero Para Mantener A Su Familia		1	0.1%
Empezar Un Nuevo Camino, Probar Otro Lugar		1	0.1%
Emploi Et Affaire Garanties Ailleurs		1	0.1%
En Ce Moment Il Yavait Les Problemes Politiques Et Beaucoup De Soulevements		1	0.1%
En Senegal No Habia Trabajo		1	0.1%
Encontrar Trabajo Para Los Hijos		2	0.2%
Era Di Passaggio		3	0.3%
Era Dificil Buscar La Vida Y Que Podria Mantener El Futuro De Su Familia		1	0.1%
Era Mas Facil Pedir Los Papeles Para Francia		1	0.1%
Era Un Sogno Arrivare In Italia		1	0.1%

File : sn_qb_migration

q604: For what reason did you leave this country

Value	Label	Cases	Percentage
Era Una Tappa Dell'Aereo		1	0.1%
Es Mas Barato Que Senegal		1	0.1%
Es Tranquilo Y La Gente Le Gusta		1	0.1%
Estaba Aqui Su Marido Y Con Trabajo		1	0.1%
Estaba Huerfana Y Lo Que Ganaba No Le Alcanzaba Para Vivir		1	0.1%
Estaba Marido		1	0.1%
Estaba Su Marido		1	0.1%
Estudiar En Marruecos		1	0.1%
Estuvo De Transito		1	0.1%
Etude		3	0.3%
Etude Universitaire		1	0.1%
Etudes		12	1.0%
Faire Du Commerce		1	0.1%
Faire Mes Etudes		1	0.1%
Faire Une Formation Qui N'Existe Pas La-Bas		1	0.1%
Fallecio Marido Y No Le Alcanzaba aRa Criar Hijos		1	0.1%
Falta De Dinero		1	0.1%
Falta De Trabajo		3	0.3%
Fatigue Plus Dargent Situation Difficile		1	0.1%
Faut Que Je Gagne Ma Vie, Pays De Transit Pour La France		1	0.1%
Fin De Chantier		1	0.1%
Fin De Mission Professionnelle		1	0.1%
For work		1	0.1%

File : sn_qb_migration

q604: For what reason did you leave this country

Value	Label	Cases	Percentage
Frequentare Scuola Lingua Araba		1	0.1%
Fui A Ver Un Conocido		1	0.1%
Gagner De L'Argent		2	0.2%
Gagner Plus Directives Entreprise		1	0.1%
Ganar Dinero Su Marido No Puede Trabajar		1	0.1%
Gli Affari Andavano Male E La Vita E' Sempre Piu' Cara		1	0.1%
Gli Affari In Francia Non Andavano Piu' Bene		1	0.1%
Gli Affari Non Andavano Bene		1	0.1%
Grace a Internet J'Avais Trouve Un Ami Qui M'A Demande De Venir En France		1	0.1%
Guadagnavo Poco		4	0.3%
Guadagnavo Poco, Non Riuscivo A Mantenere La Famiglia		1	0.1%
Habia Crisis Y No Encontraba Trabajo		1	0.1%
Habia Mejores Oportunidades En EspaA±A , Ademas Mi Marido Tenia Negocios Con EspaA±Oles		1	0.1%
Habia Poco Trabajo Y Mucha Familia Que Mantener.		1	0.1%
Hay Mucha Pobreza, No Alcanzas Ni Para Comer		1	0.1%
Idem		1	0.1%

File : sn_qb_migration

q604: For what reason did you leave this country

Value	Label	Cases	Percentage
Il Lavoro Era Poco Retribuito		1	0.1%
Il N'Y A Pas D'Argent Dans Ce Pays		1	0.1%
Il N'Y Avait Pas Beaucoup De Chantiers Au SeNeGal Ou Je Pouvais Travailler Et Gagner De L'Argent		1	0.1%
Il N'Y Avait Plus Rien a Faire Pour Gagner Plus D'Argent		1	0.1%
Il N'Ya Pas D'Argent Dans Ce Pays C'Est Tres Dur		1	0.1%
Il Ne Trouvait Pas De Travail Au SeNeGal , Puis C'eTait L'AiNe Et La Solution C'eTais De Partir Pour Assurer Sa Responsabilite D'AiNe		1	0.1%
Il Parait Que L Espagne Etait Mieux Que Les Autres Pays		1	0.1%
Il Sont Trop Toubab Et Moi Je Prefere Rester Un Dicipole Mouride		1	0.1%
Il Tentait Sa Chance En France		1	0.1%
Il Y Avait TreS Peu D'OoportuniteS De Poursuivre Un Bon 3eMe Cycle Au SeNeGal		1	0.1%
In Cerca Di Fortuna E Lavoro		1	0.1%
In Cerca Di Lavoro		6	0.5%
In Cerca Di Migliori Guadagni		1	0.1%

File : sn_qb_migration

q604: For what reason did you leave this country

Value	Label	Cases	Percentage
In Cerca Di Un Lavoro Sicuro		1	0.1%
In Francia Ero Andato Solo In Vacanza		1	0.1%
In Italia Era Piu' Facile Fare Il Lavoro Da Me Scelto		1	0.1%
Intentar Conseguir Otro Trabajo En Mauritania		1	0.1%
Ir A Vivir Con Mi Marido		1	0.1%
J Ai Juste Transite Pour Aller En France		1	0.1%
J Avais Ouvert Une Boutique De Denrees Alimentaires		1	0.1%
J Etais Parti Pour Ameliorer Ma Condition De Vie		2	0.2%
J'Accompagnait Ma Mere Au Gabon		1	0.1%
J'Ai 1 Grand Frere Qui M'Avait Trouve Du Travail En CÔte D'Ivoire		1	0.1%
J'Ai Quitte L'Italie Quand J'Ai Perdu Mon Travail		1	0.1%
J'Ai Quitte Le Sn Dans Le But De Venir Etudier		1	0.1%
J'Ai Quitte Le Sn Pour Continuer Des Etudes Dans Une Bonne Ecole		1	0.1%
J'Allais En France Pour Y Faire Soigner Ma Fille Qui eTait Alors TreS Malade		1	0.1%
J'Avais 1 Bourse D'Etude		1	0.1%
J'Avais D'Autres Ambitions		1	0.1%

File : sn_qb_migration

q604: For what reason did you leave this country

Value	Label	Cases	Percentage
J'Avais De Faire La Guerre Je Me Suis Engage Dans L' Armee		1	0.1%
J'Avais Divorce, J'Avais Une Maison a GeRer, Je N'Avais Pas Les Moyens D'eLever Mes Enfants, Il Fallait Voyager Pour Vivre.		1	0.1%
J'Avais L'IdeE De Commerce International		1	0.1%
J'Avais La Responsabilite De Mes Enfants. Mon PeRe M'A Dit De Me Prendre En Charge. J'Ai DePose Les Papiers Pour Acquerir La Nationalite FrancAise		1	0.1%
J'Avais Les Papiers Pour Entrer En Europe		1	0.1%
J'Avais Pris Air Portugal, C'eTait Donc Un Transit, Mon Pays De Destination eTait La France		1	0.1%
J'Avais ReUssi Un Concours Et Je Voulais Preparer Les Grandes Ecoles		1	0.1%
J'Avais Un Contrat		1	0.1%
J'Avais Un Emploi En Allemagne		1	0.1%
J'En Avais Marre Et Ma Femme Ne Voulait Plus Rester Seule		1	0.1%
J'Etai Dan Le Bateau De Peche Comme Aide Mecanicien		1	0.1%

File : sn_qb_migration

q604: For what reason did you leave this country

Value	Label	Cases	Percentage
J'Etai Divorcee		1	0.1%
J'Etai Emprisonne En Belgique Par Racisme		1	0.1%
J'Etai Infirmier Dans L'Armee Francaise Et C'Etai La Duerre De Liberation En Algerie		1	0.1%
J'Etai Parti Chercher Du Travail		1	0.1%
J'Etai Parti Pour Trouver Du Travail En Cote D'Ivoire		1	0.1%
J'Etai Parti Rejoindre Mon Mari		1	0.1%
J'Etai Partie Rendre Visite A Ma Soeur Qui Est Au Gabon		1	0.1%
J'Y Amenais Une Dame Et Devait En Principe Retourner Juste Apres		1	0.1%
J'Y Est Grandi		1	0.1%
J'eTais Dans Une Situation IrreGulieRe, Je N'Avais Pas De Papiers		1	0.1%
J'eTais Partis Pour Voir Mon FreRe Et J'En Ai Profite Pour Cultiver Du Coton. Je N'Avais Pas L'Intention De Rester Longtemps		1	0.1%
J'eTais Partis Seulement Pour Exercer Mes Activite De Marabout		1	0.1%
J'eTais Venue En Vacances Chez Ma Soeur Et Elle M'A		1	0.1%

File : sn_qb_migration

q604: For what reason did you leave this country

Value	Label	Cases	Percentage
Demande De Rester			
Je Cherchais Comment Avoir Les Fonds Pour Reprendre Un Projet Agricole Paternel		1	0.1%
Je Devais Continuer Ma Route Pour Le Gabon En Passant Par Le Benin		1	0.1%
Je Devais Continuer Ma Route Pour Retrouver Mon Mari Au Gabon		1	0.1%
Je Devais Prendre L'Avion Pour La Guinee Equatoriale		1	0.1%
Je Devais Rejoindre Mon Cousin Pour Continuer Mes Etudes		1	0.1%
Je Devais Rejoindre Mon Mari En France		1	0.1%
Je Faisais L'Aventure		1	0.1%
Je Galerais Beaucoup Je Narrivais Plus A Rejoindre Les Deux Bouts		1	0.1%
Je Me Disais Que Ma Chance Se Trouve Dans Ce Pays		1	0.1%
Je Me Suis Marie Avec Un Senegalais Qui Vivait En France		1	0.1%
Je Me Suis Marie Et Mon Mari Habitait En France		1	0.1%
Je Metais Ruine Dans Mon Commerce Il Fallait Que Ja Gagne De Largent		1	0.1%
Je N'Ai Pas Pu Y Aller Lors		1	0.1%

File : sn_qb_migration

q604: For what reason did you leave this country

Value	Label	Cases	Percentage
De Ma 1Ere Tentative Et La S'Est PreSente L'Invitation De Mon Ami			
Je N'Ai Pas Vu Labas Ce Que Je Voulais		1	0.1%
Je N'Avais Pas De Travail Au SeNeGal		1	0.1%
Je N'Avais Pas De Travail ReGulier		1	0.1%
Je N'Avais Pas Pour Objectif De Rester Dans Ce Pays		1	0.1%
Je Ne Connaisais Pas Grand Monde La Bas Et Surtout Je N'Arrivais Pas A Avoir Du Travail		1	0.1%
Je Ne Gagnais Pas Bien Ma Vie		1	0.1%
Je Ne Gagnais Pas TreS Bien Ma Vie a Dakar		1	0.1%
Je Ne Pouvais Pas Rester, C'eTait a Moi De DeCider Et Je Ne Faisais Que Passer		1	0.1%
Je Ne Trouvais Pas De Travail Et Je Voulais Continuer Mes Etudes		1	0.1%
Je Ne Voulais Pas Rester a Bergamo. Le Travail Qu'On Me Proposait Ne Me Plaisait Pas. J'Avais Discute Avec Ma Soeur Pour Venir En France Tenter Ma Chance		1	0.1%
Je Ne Voulais Pas Y Rester		1	0.1%
Je Pars A L'Avanture, En Libye On Disait Qu'IlS Volaient		1	0.1%

File : sn_qb_migration

q604: For what reason did you leave this country

Value	Label	Cases	Percentage
Des Gens Pour Travailler Dans Le PeTrole, Pas Besoin De Papier Pour La Libye			
Je Partais En Cote D'Ivoire		2	0.2%
Je Partais En Vacances Au SeNeGal		2	0.2%
Je Pensais Que Je Pouvais Y Gagner Ma Vie Mieux Qu Au Senegal		1	0.1%
Je Pensais Que Je Reussirai Mieux En Italie		1	0.1%
Je Pouvais Plus Supporter Mon Mari Qui A Epouse Une De Ses Cousines		1	0.1%
Je Rendais Visite A Mon Grand Frere Qui Vivait En Mauritanie		1	0.1%
Je Rentrais Au Pays		1	0.1%
Je Suis Alle Chercher Fortune		1	0.1%
Je Suis Alle Rejoindre Ma Soeur Parce Que J'Ai Refuse Les Etudes Et M'Acharnai Sur Le Foot,		1	0.1%
Je Suis Installe Dans Ce Pays Car J'Ai Une Boutique Et Il Y A Mon Fils		1	0.1%
Je Suis Parti Parce Que C'eTait Mieux De Travailler En Cote D'Ivoire; Ils Payaient Mieux Qu'a Dakar		1	0.1%
Je Suis Reste Un An Sans Trouver Du Travail; J'Avais DePense		1	0.1%

File : sn_qb_migration

q604: For what reason did you leave this country

Value	Label	Cases	Percentage
Trop D'Argent, Je Ne Pouvais Plus Rester.			
Je Suis Venu Pour Faire Le Service Militaire Et ApreS Je Me Suis Installe		1	0.1%
Je Suis Venue En France En 2001 En Vacances Pour Venir Rendre Visite a Ma Soeur Qui A Eu Une Attaque CeReBrale Et Est TombeE Dans Le Coma 3 Jours Avant Mon DePart : Sa Fille Avait 12 Ans, Et Je Suis ResteE Depuis.		1	0.1%
Je Suis Venue Rejoindre Ma Belle Mere Pour La Soutenir Dans Son Travail		1	0.1%
Je Suivais Mon Mari		1	0.1%
Je Tenais Coute Que Coute A Partir		1	0.1%
Je Travaillais Sur Les Bateaux Cela Me Payait Mon Voyage		1	0.1%
Je Venais Faire Mes eTudes En France		1	0.1%
Je Vivais Dans Des Conditions Difficiles Je Restais Tout Le Temps A La Maison		1	0.1%
Je Vivais Une Situation Precaire La6Bas Les Traceries Policieres Envers Les Africains		1	0.1%
Je Voulais Aller AmeLiorer Mon Niveau De Vie Ailleurs		1	0.1%

File : sn_qb_migration

q604: For what reason did you leave this country

Value	Label	Cases	Percentage
Je Voulais Aller En France		1	0.1%
Je Voulais Changer Ma FacOn De Vivre		1	0.1%
Je Voulais Essayer De Voir Si Je Pouvais Avoir Des Papiers Pour Aller Au Portugal		1	0.1%
Je Voulais Faire Un TroisieMe Cycle Et Enseigner En eConomie. Finalement J'Ai Fait Un Stage		1	0.1%
Je Voulais M'Engager Dans La LeGion, Je Voulais Sauter En Parachute		1	0.1%
Je Voulais M'Installer Aux Usa		2	0.2%
Je Voulais Rejoindre Mon Mari		3	0.3%
Je Voulais Savoir Si Je Pouvais Faire Du Commerce Ailleurs		1	0.1%
Je Voulais Seulement Changer De Pays		1	0.1%
Je Voulais Trouver Mieux En Matiere De Travail Et Avoir De Quoi Ramener Au Pays		1	0.1%
Je Voulais Voir Ma Seour Et Retourner Au Pays		1	0.1%
Jetais Alle Travailler Avec Mon Patron		1	0.1%
Jetais Parti Pour Travailler Car Javais Un Contrat De 2 Ans		1	0.1%

File : sn_qb_migration

q604: For what reason did you leave this country

Value	Label	Cases	Percentage
Jetais Partie Avec Mon Mari		1	0.1%
L'Azienda Lasciata Dal Padre A Me E Ai Miei Fratelli Non Andava Piu' E Negli Ultimi Anni Le Cose Erano Molto Peggiorate		1	0.1%
L'EnqueTe Trouvait Qu'Il N Y Avait Pas Suffisamment D'Opportunités De Travail Au SeNagal		1	0.1%
L'Entreprise Nous Affecte LaBas		1	0.1%
L'ePouse De L'EnqueTe Ne Souhaitait Pas Vivre En Angleterre		1	0.1%
La Bas Pour Detection Club De Foot		1	0.1%
La Couture Marche Mieux En Cote D'Ivoire.		1	0.1%
La Marie M Avait Amene La-Bas Pour Du Boulot		1	0.1%
La SeCheresse Sevissait Et Il Devenait Impossible De Travailler Dans Les Champs		1	0.1%
La Situacion Era Muy Dificil		1	0.1%
La Situation Ici Etait Difficile Et Comme Mon Grand-Frere Etait La-Bas J'Ai Prefere Aller La-Bas		1	0.1%
La Sobrina Le Dijo Que En EspaÃ±A Podria Vender En Mercadillos.		1	0.1%

File : sn_qb_migration

q604: For what reason did you leave this country

Value	Label	Cases	Percentage
La Vida Es Muy Cara Y No Habia Muchas Posibilidades		1	0.1%
La Vie Dure		1	0.1%
La Vie Etait Dure A Dakar Je Voulais Gagner Ma Vie Et Aider Mes Parents		1	0.1%
La Vie Etait Trop Difficile, Le Travail Aussi Etait Difficile		1	0.1%
La Vie eTait Devenue TreS Dure a Cause De La SeCheresse		1	0.1%
La Vie eTait Dure a Dakar		1	0.1%
Las Cosas Eran Dificiles Y El Marido Ya Habia Ido A EspaÃ±A		1	0.1%
Lavoro		1	0.1%
Le Boulot Ne Marchait Pas Comme Je L'Avais EspeRe, Je Voulais Partir Et Revenir De Temps En Temps		1	0.1%
Le Gustaba EspaÃ±A		1	0.1%
Le Gustaba EspaÃ±A Para Vivir En Tranquilidad		1	0.1%
Le Gustaba Mas EspaÃ±A Y Se Ganaba Mas Dinero		1	0.1%
Le Hasard. Il Y Avait Du Travail		1	0.1%
Le Pays D Accueil Avait Besoin D Ouvriers		1	0.1%
Le Salio El Permiso De Residencia Y Trabajo		1	0.1%
Les Affaires Marchaient Pas En Gambie La		1	0.1%

File : sn_qb_migration

q604: For what reason did you leave this country

Value	Label	Cases	Percentage
Vie Etait Dure Et La Monnaie Ne Valait Rien Du Tout			
Les Affaires Ne Marchaient Pas Comme Je Le Pensais		1	0.1%
Les Conditions Commençaient A Etre Difficile Et Mon Mari Commençait A Durer Au Gabon Sans Revenir		1	0.1%
Les Conditions De Travail n'étaient Pas Difficiles Au Sénégal; Mon Patron Payait Mal		1	0.1%
Les Conditions De Vie Etaient Difficiles Ici Au Senegal		1	0.1%
Les Difficultés Familiales		1	0.1%
Les Etudes		1	0.1%
Les Patrons Ne Volaient Pas Nous Augmenter Malgré Le Travail Penible		1	0.1%
Les Problèmes Economiques		1	0.1%
Leyes Muy Severas		1	0.1%
Los Ingresos Eran Muy Bajos, Después Del Fallecimiento Del Marido Ya No Le Llegaba El Dinero		1	0.1%
Ma Maison De Production était Ici Et J'Avais Envie De Me Rapprocher D'Elle.		1	0.1%
Ma Maman M'Avait Confie Son Frère		1	0.1%
Ma Première Expérience Française		1	0.1%

File : sn_qb_migration

q604: For what reason did you leave this country

Value	Label	Cases	Percentage
M'Avait Beaucoup Plus			
Ma Tante N'avez Pas D'Enfants		1	0.1%
Madre Estaba Española		1	0.1%
Maintien De La Paix C'était Général De La Défense		1	0.1%
Malade		1	0.1%
Manque D'Emploi Proposition De Travail		1	0.1%
Manque De Travail		3	0.3%
Mariage		4	0.3%
Marido Aquí		1	0.1%
Marido Estaba En Alicante		1	0.1%
Marido Estaba En España Ya		1	0.1%
Marido Estaba Ya En España, Además La Situación Era Muy Difícil En Senegal		1	0.1%
Marido Tenía Trabajo En España Y Las Cosas Estaban Muy Mal En Senegal		1	0.1%
Más Fácil Encontrar Trabajo		1	0.1%
Matrimonio		1	0.1%
Me Case Con Guineano		1	0.1%
Me Case Y Quería Estar Con Mi Marido		1	0.1%
Me Trajo Mi Marido		1	0.1%
Medecin Au Ministère De La Santé En Arabie Saoudite		1	0.1%
Meilleures Conditions De Vie		1	0.1%

File : sn_qb_migration

q604: For what reason did you leave this country

Value	Label	Cases	Percentage
Mejor Situacion Economica		2	0.2%
Mejor Situacion3		1	0.1%
Mejor Vida		1	0.1%
Mejora De Vida		1	0.1%
Mejorar Futuro Ayuda Fafamilia		1	0.1%
Mejorar La Vida		1	0.1%
Mejorar Mas Calidad De Vida		1	0.1%
Mes Etudes		1	0.1%
Mes FreRes M'Ont DeConseille De Rester La-Bas, C'Est La "Merde", C'Est Pire Qu'En France		1	0.1%
Mes Parents Mont Envoye Chez Ma Soeur Pour S'Eloigner D'Eux		1	0.1%
Mio Marito Era Gia' In Italia		1	0.1%
Mio Marito Viveva Gia' In Italia		2	0.2%
Mio Padre Commercia Con L'Italia Ed Io Servivo Qui L'Azienda Di Famiglia		1	0.1%
Mission De Paix Nation Unies		1	0.1%
Mission Du Mari		2	0.2%
Mon Beau Frere Ma Recommande a Une Famille Togolaise Et Francaise Pour Venir Garder Un BeBe		1	0.1%
Mon Commerce Ne Marchait Plus TreS Bien. Je Perdais Plus D'Argent Que Je N'En Gagnais.		1	0.1%

File : sn_qb_migration

q604: For what reason did you leave this country

Value	Label	Cases	Percentage
Mon Entreprise M'Y Avais Envoye		1	0.1%
Mon Entreprise M'Y Avait Affecte		1	0.1%
Mon Grand Pere Qui Etait Base La Bas Voulait Que Je Vienne Le Voir		1	0.1%
Mon Mari Avait Termine Son Stage		1	0.1%
Mon Mari Est DeCeDe		1	0.1%
Mon Mari Voulait Que Je Le Rejoigne		1	0.1%
Mon Mari eTait DeCeDe, Il Fallait Que Je Travaille		1	0.1%
Mon Mari eTait En France		1	0.1%
Mon PeRe Vivait La-Bas. Choix Des Parents.		1	0.1%
Mon Pere A Ete Affecte Dans Ce Pays		1	0.1%
Mon Pere Etait Malade Et Je Suis Oblige De Revenir Au Senegal		1	0.1%
Mon Pere Etait Vieux Et J'Avais Une Charge Famillialeet Y'Avait Personne Pour M'Aider		1	0.1%
Mon Pere M'A Envoye Chez Mon Oncle		1	0.1%
Monter Un Commerce		1	0.1%
Motivi Di Salute E Per Lavorare		1	0.1%
Motivi Di Studio		1	0.1%
Mutation Professionnelle Du PeRe (Militaire)		1	0.1%

File : sn_qb_migration

q604: For what reason did you leave this country

Value	Label	Cases	Percentage
Muy Poco Trabajo		1	0.1%
Muy Poco Trabajo Y Su Mujer Estaba Embarazada		1	0.1%
Necesitaba Ganar Mas Dinero Para Mi Familia		1	0.1%
Necesitaba Ganar Mas Dinero Poco Trabajo		1	0.1%
Negocios		1	0.1%
No Alcanzaba El Dinero Para La Familia		1	0.1%
No Alcanzaba El Ingreso Para La Familia		1	0.1%
No Alcanzaba Para Vivir		1	0.1%
No Consegui Trabajo		1	0.1%
No Conseguia Trabajo		1	0.1%
No Ganaba Lo Que Esperaba Y Me Fui Con Mi Hermano		1	0.1%
No Habia Trabajo		1	0.1%
No Habia Trabajo Y Se Ganaba Muy Poco		1	0.1%
No Habia Trabajo Y Se Ganaba Poco Dinero		1	0.1%
No Le Gusto Italia Y Queria Venir A Espa�a		1	0.1%
No Me Daban Residencia Y Fui A Espa�a Para Solicitarla		1	0.1%
No Me Gustaba Italia Y No Me Daban Papeles		1	0.1%
No Se Ganaba Dinero		1	0.1%

File : sn_qb_migration

q604: For what reason did you leave this country

Value	Label	Cases	Percentage
Suficiente Para Vivir			
No Se Ganaba Lo Suficiente Para El Hogar		1	0.1%
No Se Ganaba Suficiente Para Mantener Familia		1	0.1%
No Se Vendia Mucho		1	0.1%
No Tenia Papeles, Solo Visado		1	0.1%
No Tenia Trabajo		1	0.1%
Non Mi Trovavo Bene		1	0.1%
Non Avevo Da Mangiare		1	0.1%
Non Avevo I Documenti In Regola		2	0.2%
Non Avevo Lavoro		2	0.2%
Non Avevo Trovato Soluzioni		1	0.1%
Non Mi Trovavo Bene E Non Trovavo Lavoro		1	0.1%
Non Piu' Lavoro; Morta Madre, Sposato Figlio		1	0.1%
Non Riuscivo Ad Avere Il Titolo Di Soggiorno E Senza Guadagnavo Poco		1	0.1%
Non Si Riusciva A Vivere		1	0.1%
Non Trovavo Lavoro		1	0.1%
Notre Entreprise Avait Un Chantier LaBas		1	0.1%
Notre chantier etait fini, quelques travailleurs africains partent en Algerie dont moi		1	0.1%

File : sn_qb_migration

q604: For what reason did you leave this country

Value	Label	Cases	Percentage
Objectif Rejoindre La France		1	0.1%
Obtention D'Une Bourse Sport-eTude		1	0.1%
Offerta Di Lavoro		1	0.1%
On Avait Des Parents Qui Etaient La Bas Et On Ovoyait Leur Reussite Je Voulais Etre Comme Eux		1	0.1%
On Avait Rapatrie		1	0.1%
On M Avait Rapatrie Je N Avais Pas De Sejour Je N Avais Aucun Papier Legal		1	0.1%
On M'A Conseille De Partir Voir Au Gabon		1	0.1%
On M'Avait Dit Que Le Travail Que Je Faisais Payait Plus En France		1	0.1%
On N'Arrivait Plus a Bien Vivre		1	0.1%
Opportunite D'Emloi Et Reusite Dans Ma Vie		1	0.1%
Opportunite D'Emploi		1	0.1%
Opportunite De Vie Meilleurs Trouver Du Travail		1	0.1%
OpportuniteS Professionnelles (Entretien Passe Pendant Le SeJour De Transit)		1	0.1%
Our Les Etudes		1	0.1%
Par Curiosite Pour Aller Voir Ailleurs. Le Billet Ne Coutait Pas Et		1	0.1%

File : sn_qb_migration

q604: For what reason did you leave this country

Value	Label	Cases	Percentage
Il N'Y Avait Pas Besoin De Visa. Je Voulais M'Instruire D'Avantage			
Para Ir A EspaÃ±A		1	0.1%
Para Ayudar A La Familia		1	0.1%
Para Buscar Mejor La Vida Porque En Senegal Es Dificil		1	0.1%
Para Buscar Trabajo		6	0.5%
Para Buscar Una Vida Mejor		1	0.1%
Para Buscarse La Vida		1	0.1%
Para Estar Con Marido		1	0.1%
Para Estar Con Mi Esposo		1	0.1%
Para Estar Con Mi Marido		1	0.1%
Para Estudiar Alli		1	0.1%
Para Estudiar En Italia		1	0.1%
Para Intentar Buscar Mejor Vida En Otro Pais.		1	0.1%
Para Intentar Buscar Vida Mejor En Un Lugar Donde Hay Mas Posibilidades.		1	0.1%
Para Ir A EspaÃ±A		5	0.4%
Para Ir A EspaÃ±A A Trabajar		1	0.1%
Para Ir A Vivir Con Mi Marido		2	0.2%
Para Irse A Vivir Con Su Marido		1	0.1%
Para La Educacion Del NiÃ±o		1	0.1%
Para Mejorar		2	0.2%
Para Mejorar La Vida		1	0.1%

File : sn_qb_migration

q604: For what reason did you leave this country

Value	Label	Cases	Percentage
Para Mejorar Las Condsiciones De Vida		1	0.1%
Para Mejorar Mi Nivel De Vida		1	0.1%
Para Mejorar Mi Vida		1	0.1%
Para Mejorar Mis Condiciones De Vida		1	0.1%
Para Mejorar Mis Condiciones Vida		1	0.1%
Para Mejorar Situacion Familiar		1	0.1%
Para Mejorar Y Tener Para La Familia		1	0.1%
Para Pasar,Intento Llegar A EspaÃ±A Pero No Lo Consiguio.		1	0.1%
Para Pillar El Visado		1	0.1%
Para Poder Conseguir Los Papeles En EspaÃ±A Y Ganar Dinero		1	0.1%
Para Poder Tener Los Papeles De EspaÃ±A Y Ganar Dinero		1	0.1%
Para Probar Si Esta Mejor En Francia Que En Italia		1	0.1%
Para Probar Suerte En Italia Y Conocer		1	0.1%
Para Reunirme Con Mi Marido, Poder Trabajar Y Ganar Dinero Para Enviar A Senegal		1	0.1%
Para Tener Algo Mejor		1	0.1%
Para Tener Mas Oportunidades Y Mejorar La Vida		1	0.1%
Para Trabajar		1	0.1%

File : sn_qb_migration

q604: For what reason did you leave this country

Value	Label	Cases	Percentage
Para Trabajar Con Contrato		1	0.1%
Para Trabajar Y Su Prima Estaba En Madrid		1	0.1%
Para Venir A Vivir Con Mi Marido		1	0.1%
Para Venir Con Su Marido		2	0.2%
Para Ver A Sus Primos		1	0.1%
Para Viajar		2	0.2%
Para Viajar A España		1	0.1%
Para Vivir Con Su Marido		1	0.1%
Para Vivir Mejor		2	0.2%
Parce Qu'Il Y Avait Ma Famille		1	0.1%
Parce Qu'On M'Avait Propose Un Bon Travail La-Bas		1	0.1%
Parce Que C'eTait Dur Au SeNeGal Et Le Commerce Ne Marchait Plus		1	0.1%
Parce Que C'eTait Nul, Il N'Y A Pas D'Argent		1	0.1%
Parce Que J'Aimais Bien Paris Et J'Amenais De La Marchandise Ici (Du Gel "Magnon"). J'Avais De La Facilite De Venir Avec Ma Carte Espagnole. J'Avais La Possibilite De Travailler Ici.		1	0.1%
Parce Que Je M'eTais MarieE a Un Mauritanien Et Je Voulais Rejoindre Mon Conjoint En Mauritanie (Ego Rejoint		1	0.1%

File : sn_qb_migration

q604: For what reason did you leave this country

Value	Label	Cases	Percentage
La Famille De Son Conjoint En Mauritanie Et Y Attend Le Retour De Son Mari Qui eTait Au Niger)			
Parce Que Je Voulais Faire Un Regroupement Familial Avec Mon Mari Qui Se Trouvait En France		1	0.1%
Parce Que La Mauritanie Manquait D Ouvriers Il Est Plus Facile De Gagner De L Argent		1	0.1%
Parce Que Les Revenus Que J'Avais Ne Me Permettaient Pas De Prendre En Charge Ma Famille		1	0.1%
Parceque Je Voulais Gagner Suffisamment D4Argent Pour Aider Mes Parents Et Subvenir A Mes Besoins		1	0.1%
Pas De Sources De Revenus; Vie Difficile; Faire Ma Vie; Mes Besoins Personnels. Pour Quitter La DePendance		1	0.1%
Pas De Travail Au SeNeGal		1	0.1%
Pas De Travail Au SeNeGal. SeCheresse : Les Vaches Et Les Brebis Meurent		1	0.1%
Per Aiutare Economicamente I Miei Familiari		1	0.1%
Per Ampliare L'Attivita'		1	0.1%
Per Andare A Lavorare		1	0.1%

File : sn_qb_migration

q604: For what reason did you leave this country

Value	Label	Cases	Percentage
Per Andare In Francia		1	0.1%
Per Andare In Francia A Lavorare		1	0.1%
Per Andare In Italia		1	0.1%
Per Arrivare A Roma E Trovare Una Sistemazione Economica		1	0.1%
Per Avere Un Futuro Piu' Ricco		1	0.1%
Per Avere Un Lavoro Migliore		2	0.2%
Per Avviare Un'Attivita'		1	0.1%
Per Cercare Di Guadagnare Di Piu'		1	0.1%
Per Cercare Fortuna		1	0.1%
Per Cercare Lavoro		4	0.3%
Per Conoscere L'Italia E Se Si Poteva Vivere Meglio		1	0.1%
Per Far Altro Lavoro		1	0.1%
Per Far Vivere Meglio La Mia Famiglia		1	0.1%
Per Fare Nuove Esperienze		1	0.1%
Per Fare Una Vita Migliore		1	0.1%
Per Guadagnare		1	0.1%
Per Guadagnare Di Piu'		2	0.2%
Per Guadagnare E Mantenere La Mia Famiglia		1	0.1%
Per La Mia Attivita'		1	0.1%
Per Laurearmi In Lingue		1	0.1%
Per Lavorare		6	0.5%
Per Lavorare E Guadagnare		2	0.2%

File : sn_qb_migration

q604: For what reason did you leave this country

Value	Label	Cases	Percentage
Per Lavorare E Vivere Meglio		1	0.1%
Per Lavoro		23	1.9%
Per Lavoro E Stare In Famiglia		1	0.1%
Per Lavoro, Per Matrimonio		1	0.1%
Per Lavoro. Ero Rimasto Senza Lavoro Gia' Da Un Anno		1	0.1%
Per Master Lingua Araba		1	0.1%
Per Migliorare		3	0.3%
Per Migliorare La Mia Condizione		1	0.1%
Per Migliorare La Qualita' Di Vita		1	0.1%
Per Migliorare La Situazione Economica E In Cerca Di Un Lavoro Stabile		1	0.1%
Per Migliorare Le Condizioni Economiche		1	0.1%
Per Migliorare Le Proprie Condizioni Economiche E Altro		1	0.1%
Per Motivi Di Lavoro		1	0.1%
Per Non Lasciare Mio Marito Da Solo		1	0.1%
Per Passare Ed Arrivare In Italia		1	0.1%
Per Poter Lavorare E Prendere I Soldi Per Mantenere La Famiglia		1	0.1%
Per Poter Prendere Soldi. Trovare Lavoro		1	0.1%
Per Poter Raggiungere Mio Fratello		1	0.1%
Per Raggiungere Degli Amici Che		1	0.1%

File : sn_qb_migration

q604: For what reason did you leave this country

Value	Label	Cases	Percentage
Lavoravano In Italia			
Per Raggiungere Il Marito		4	0.3%
Per Raggiungere Il Mio Moroso		1	0.1%
Per Raggiungere Il Mio Partner		1	0.1%
Per Raggiungere Il Partner		1	0.1%
Per Raggiungere Mio Marito		7	0.6%
Per Raggiungere Mio Marito In Italia		1	0.1%
Per Raggiungere Mio Marito In Italia E Aiutare Economicamente La Famiglia		1	0.1%
Per Ricongiungimento Familiare		1	0.1%
Per Riprendere Lavoro In Italia		1	0.1%
Per Riuscire A Realizzare Un Mio Progetto		1	0.1%
Per Seguire La Mia Famiglia (Mio Padre E Mia Madre)		1	0.1%
Per Seguire Mio Marito In Italia		1	0.1%
Per Seguire Mio Marito		2	0.2%
Per Seguire Mio Marito (Ci Siamo Trasferiti)		1	0.1%
Per Stare Col Marito		1	0.1%
Per Stare Con Mio Marito		2	0.2%
Per Stare Con Mio Marito E Guadagnare		1	0.1%
Per Stare Con Mio Marito E Lavorare		1	0.1%
Per Studiare Lingue		1	0.1%
Per Studio		1	0.1%
Per Terminare Il Mio Progetto,		1	0.1%

File : sn_qb_migration

q604: For what reason did you leave this country

Value	Label	Cases	Percentage
Prendere I Soldi Per Avviare Qualcosa Di Mio In Senegal			
Per Trovare Lavoro		14	1.2%
Per Trovare Lavoro E Guadagnare Un Gruzzolo Per Poi Tornare In Senegal		1	0.1%
Per Trovare Lavoro E Per Ampliare Le Mie Conoscenze		1	0.1%
Per Trovare Lavoro E Per Fare Nuove Esperienze		1	0.1%
Per Trovare Lavoro E Per Poi Comprare Casa In Senegal		1	0.1%
Per Trovare Lavoro E Poter Guadagnare		1	0.1%
Per Trovare Lavoro, Mantenere La Famiglia E Costruire Una Casa In Senegal. Poi Mi Hanno Detto Che In Italia In Genere Si Trova Lavoro Con Facilita'		1	0.1%
Per Trovare Migliori Facolta' Di Lavoro		1	0.1%
Per Trovare Un Lavoro Migliore		3	0.3%
Per Trovare Un Lavoro Perche' L'Albergo Dove Lavoravo Ha Chiuso		1	0.1%
Per Un Futuro Migliore		1	0.1%
Per Una Vita Migliore		1	0.1%
Per Vacanza Lavoro		1	0.1%
Per Venire A Lavorare In Italia		1	0.1%

File : sn_qb_migration

q604: For what reason did you leave this country

Value	Label	Cases	Percentage
Per Venire In Italia		4	0.3%
Per Venire In Italia (Di Transito)		1	0.1%
Per Venire In Italia A Lavorare		1	0.1%
Per Venire In Italia Con Mio Marito		1	0.1%
Per Vivere Meglio E Raggiungere Mio Marito		1	0.1%
Perche' Avevo Degli Agganci Per Poter Migliorare La Mia Situazione		1	0.1%
Perche' Avevo Piu' Possibilita' Di Lavorare		1	0.1%
Perche' Avevo Un Buon Lavoro Da Fare		1	0.1%
Perche' Dovevo Raggiungere La Mia Destinazione: L'Italia		1	0.1%
Perche' Era Il Piu' Vicino		1	0.1%
Perche' Guadagnavo Poco		1	0.1%
Perche' Non Mi Son Trovato Bene		1	0.1%
Perche' Non Potevo Piu' Lavorare		1	0.1%
Perche' Volevo Arrivare In Italia Da Mio Fratello		1	0.1%
Perche' Volevo Lavorare Per Comprare Una Casa		1	0.1%
Perche' Volevo Poter Guadagnare Di Piu' Per Poi Ritornare A Casa Tranquillo		1	0.1%

File : sn_qb_migration

q604: For what reason did you leave this country

Value	Label	Cases	Percentage
Perche' Volevo Raggiungere L'Italia		1	0.1%
Perche' Volevo Trovare Un Lavoro Sicuro		1	0.1%
Perche' Volevo Venire In Europa, Avevo Degli Amici In Francia		1	0.1%
Pere Etant Malade La Mere Etait Avec Lui A Ziguinchor On Etait Seul A La Maison Il N Y Avait Personne Pour Soccuper De Nous Mon Oncle Paternel Etait Venu De La Gambie Pour Nous Recuperer		1	0.1%
Poco Trabajo		1	0.1%
Poco Trabajo En El Campo , No Ganaba Dinero		1	0.1%
Poco Trabajo En Las Ferias, Poca Venta		1	0.1%
Poco Trabajo En Senegal		1	0.1%
Poco Trabajo, Vendía Poco En Los Mercados		1	0.1%
Poeque El Marido Estaba En España		1	0.1%
Por Dificultades De Tener Papeles		1	0.1%
Por El Cambio De Situacion En Portugal, Mucha Gente Tenia Que Salir Porque Se Han Cerrado Muchas Empresas		1	0.1%
Por El Marido		1	0.1%
Por Falta De Trabajo		1	0.1%
Por Hermana Y Trabajo		1	0.1%

File : sn_qb_migration

q604: For what reason did you leave this country

Value	Label	Cases	Percentage
Por Mi Hermana Y Trabajo		2	0.2%
Por Mi Hermano Y Trabajo		1	0.1%
Por Motivos Economicos		2	0.2%
Por Motivos Personales No Quiere Explicar Mas		1	0.1%
Por No Ganar Dinero En Senegal		1	0.1%
Por No Se Ganaba Bien En Senegal		1	0.1%
Por Que Mi Esposo Esta Viviendo Ahi		1	0.1%
Por Razones Economicas		3	0.3%
Por Su Enfermedad Debia Viajar A Ver Un Medico A Francia		1	0.1%
Por Su Marido Estaba Viviendo En EspaÃ±a		1	0.1%
Por Trabajo		4	0.3%
Por Trabajo Chercher De Partener		1	0.1%
Por Trouver Un Travaille Me Permetant De Prendre La Releve De Mes Parents		1	0.1%
Porque En Senegal No Hay Nada.		1	0.1%
Porque Mi Marido Estaba En EspaÃ±a		1	0.1%
Porque Mi Padre Consigui Trabajo Ahi		1	0.1%
Porque No Habia Trabajo		1	0.1%
Porque No Tenia Dinero Suficiente Dinero En		1	0.1%

File : sn_qb_migration

q604: For what reason did you leave this country

Value	Label	Cases	Percentage
Senegal Para Vivir			
Porque No Tenia Trabajo.		1	0.1%
Porque Queria Estar Al Lado De Su Marido Si No Se Quedaria En Senegal		1	0.1%
Porque Queria Ir A Vivir Con Su Marido		1	0.1%
Porque Se Murio Mi Marido Y Queria Cambiar		1	0.1%
Porque Su Hermana Ya Estaba Alli, Para Mejorar La Vida		1	0.1%
Porque Su Intencion Era Venirse Para EspaÃ±A		1	0.1%
Porque Su Marido Vivia En EspaÃ±A, Para Estar Con eL Y Trabajar		1	0.1%
Porque Su Primo Estaba Alli Y Queria Irse Para EspaÃ±A		1	0.1%
Porque Tenia La Pension Del Marido		1	0.1%
Porque Vivia Mi Marido		1	0.1%
Possibilte De Trouver Mieux Et Vivre Ailleurs		1	0.1%
Pour Changer		1	0.1%
Pour Accompagner Ma Famille Qui Y A Ete Affectee		1	0.1%
Pour Accompagner Mon Pere Ouvrier Dans Une Compagnie Des Eaux		1	0.1%
Pour Acheter Des Marchandises Travailler Pour Gagner		1	0.1%

File : sn_qb_migration

q604: For what reason did you leave this country

Value	Label	Cases	Percentage
De L Argent En Plus Le Gouvernement Italien Offrait Des Papiers Aus Senegalais Vivant En Italie Je Voulais En Profiter Pour Avoir Des Papiers			
Pour Aider Mon Pere Dans Son Entreprise		1	0.1%
Pour Aller Apprendre Le MeTie De Danseuse Choriste ComeDienne Avec Une Troupe Nationale GuineEnne		1	0.1%
Pour Aller Checher Du Travail At Avoir De Quoi Emmener Au Pays		1	0.1%
Pour Aller Chercher De Quoi Faire Vivre Ma Famille		1	0.1%
Pour Aller Chercher Du Travail Et Avoir De Quoi Emmener Au Pays		1	0.1%
Pour Aller En Cote D Ivoire		1	0.1%
Pour Aller En Cote D'Ivoire		1	0.1%
Pour Aller En Mission Dans Le Cadre De L Onu		1	0.1%
Pour Aller Etudier		4	0.3%
Pour Aller Faire Des Affaires a Cause Des Opportunit Qu'Il Y Avait Dans Ce Pays Et Se Faire De L'Argent Dans Le Commerce		1	0.1%

File : sn_qb_migration

q604: For what reason did you leave this country

Value	Label	Cases	Percentage
Pour Aller Faire Des Etudes Coraniques		1	0.1%
Pour Aller Faire Une Formation		1	0.1%
Pour Aller Faire Une Formation Complémentaire		1	0.1%
Pour Aller Poursuivre Mes eTudes En France		1	0.1%
Pour Aller Rejoindre Mon Mari		1	0.1%
Pour Aller Rejoindre Son Mari		1	0.1%
Pour Aller Rester Avec Ma Grand Mere		1	0.1%
Pour Aller Suivre Une Formation Au Cef De Libreville		1	0.1%
Pour Aller Travailler		5	0.4%
Pour Aller Travailler Chez Mon Cousin		1	0.1%
Pour Aller Travailler En Esperant Ameliorer Mes Conditions De Vie		1	0.1%
Pour Aller Travailler En France		1	0.1%
Pour Aller Travailler Et Gagner Plus D'Argent		1	0.1%
Pour Ameliorer Ma Condition De Vie		1	0.1%
Pour Ameliorer Ma Situation		1	0.1%
Pour Ameliorer Macondition De Vie		1	0.1%
Pour Avoir De Quoi Aider Mes Parents (Travail)		1	0.1%

File : sn_qb_migration

q604: For what reason did you leave this country

Value	Label	Cases	Percentage
Pour Avoir Plus / Mieux Gagner Ma Vie		1	0.1%
Pour Changer De Langue. Je Voulais Y Travailler, J'Y Avais Des Amis		1	0.1%
Pour Changer De Train De Vie, Essayer De Gagner Plus D'Argent		1	0.1%
Pour Chercher A Gagner Mieux Ma Vie		1	0.1%
Pour Chercher De L'Argent		1	0.1%
Pour Chercher De L'Argent Pour Aider La Famille		1	0.1%
Pour Chercher De Quoi Mieux Soutenir Ma Famille		1	0.1%
Pour Chercher Des Meilleures Conditions De Vie		1	0.1%
Pour Chercher Du Travail		3	0.3%
Pour Chercher Du Travail Avoir De Quoi Faire Vivre Ma Famille		1	0.1%
Pour Chercher Du Travail En Europe		1	0.1%
Pour Chercher Du Travail Et De L'Argent		1	0.1%
Pour Chercher Du Travail Et Mieux Gagner Ma Vie		1	0.1%
Pour Chercher L'Argent		1	0.1%
Pour Chercher Une Vie Meilleure		2	0.2%
Pour Continuer Mes eTudes		1	0.1%

File : sn_qb_migration

q604: For what reason did you leave this country

Value	Label	Cases	Percentage
Pour Continuer Mon Voyage; Trouver Mieux.		1	0.1%
Pour Continuer Sur L Europe Espoir De Trouver Mieux Pour Vivre		1	0.1%
Pour Continuer Sur L'Europe		1	0.1%
Pour DeVeloPer Ma Carriere Professionnelle Dans Le Domaine De La Musique a L'eTranger. Il Y A Moins D'OpportunitEs Au SeNeGal Qu'En Europe		1	0.1%
Pour Des Raisons Familiales."Ma Femme Que J'Ai Connue Au Senegal Est FranCaise"		1	0.1%
Pour Des Raisons eConomiques, Dans Le But De Venir Travailler En France		1	0.1%
Pour Effectuer Mes Activites Commerciales		1	0.1%
Pour Essayer D'Aller A Nouveau En Espagne		1	0.1%
Pour Etudier		2	0.2%
Pour Etudier Formation Professionnelle En Comptabilite		1	0.1%
Pour Etudier Les Secrets De Ma Religion Aupres D'Un Guide Spirituel		1	0.1%
Pour Etudier Mieux Connaitre Les Secrets De L'Islam		1	0.1%
Pour Faire Des Etudes		3	0.3%

File : sn_qb_migration

q604: For what reason did you leave this country

Value	Label	Cases	Percentage
Pour Faire Des eTudes		1	0.1%
Pour Faire Du Commerce		2	0.2%
Pour Faire Ma TheSe (SpeCialite Qui N'Existe Pas Au SeNeGal)		1	0.1%
Pour Faire Un Bts Mode/ Stylisme		1	0.1%
Pour Faire Un Week End		1	0.1%
Pour Gagner De L'Argent Et Aider Ma Famille		1	0.1%
Pour Gagner Ma Vie		1	0.1%
Pour Gagner Mieux Avec Revenu Consequents		1	0.1%
Pour Gagner Plus Pour Subvenir Aux Besoins De Ma Famille		1	0.1%
Pour Jouer Au Foot Professionnel		1	0.1%
Pour L'Argent		1	0.1%
Pour L'Aventure, DeCouvrir Les Pays		1	0.1%
Pour Le Commerce		1	0.1%
Pour Le Regroupement Familial		1	0.1%
Pour Le Sport		1	0.1%
Pour Le Travail		4	0.3%
Pour Le Travail Et Pour Nourrir Sa Famille		1	0.1%
Pour Les Affaires		3	0.3%
Pour Les Etudes		4	0.3%
Pour Les eTudes		4	0.3%
Pour Les eTudes, Il N'Y Avait Pas Le Commerce		1	0.1%

File : sn_qb_migration

q604: For what reason did you leave this country

Value	Label	Cases	Percentage
International Au SeNeGal			
Pour M'Engager Dans La LeGion, Pour Faire Ma Carriere / Pour Gagner Ma Vie		1	0.1%
Pour Me Faire Soigner		1	0.1%
Pour Mes eTudes		1	0.1%
Pour Mieux Gagner Ma Vie		3	0.3%
Pour Mieux Gagner Ma Vie'Monter Ma Propre Affaire A Dakar Et Construire Une Maison		1	0.1%
Pour Mission De Maintien De La Paix Ecomoc		1	0.1%
Pour Mon Boulot L. Armee M Avait Envoye Pour 1 An		1	0.1%
Pour Mon Metier		1	0.1%
Pour Mon Travail Je Suis Reste En Mauritanie 1 An		1	0.1%
Pour Nourrir Ma Famille		1	0.1%
Pour Obtenir Visa Pour La France. "C'Est Plus Facile La Bas, En GuineE"		1	0.1%
Pour Passer Des Vacances		1	0.1%
Pour Passer Des Vacances A Paris		1	0.1%
Pour Poursuivre Mes Etudes		3	0.3%
Pour Poursuivre Mes Etudes En 3 eMe Cycle		1	0.1%
Pour Poursuivre Mes Etudes En France		1	0.1%
Pour Poursuivre Mes eTudes En France		1	0.1%

File : sn_qb_migration

q604: For what reason did you leave this country

Value	Label	Cases	Percentage
Pour Raison D Etudes		1	0.1%
Pour Raisons De Service, Je Devais Exerccer En Tant Que Professeur		1	0.1%
Pour Regroupement Familial		1	0.1%
Pour Rejoindre Ma Femme Qui eTait FrancAise		1	0.1%
Pour Rejoindre Ma Fille Qui Vivait Avec Sa Grand Mere		1	0.1%
Pour Rejoindre Ma MeRe		1	0.1%
Pour Rejoindre Ma MeRe Et Mes Soeurs		1	0.1%
Pour Rejoindre Mon Epouse, Raisons Familiales		1	0.1%
Pour Rejoindre Mon Epoux		1	0.1%
Pour Rejoindre Mon Mai		1	0.1%
Pour Rejoindre Mon Mari		10	0.8%
Pour Rejoindre Mon Mari En France/ Ma Mere Vivait Deja En France		1	0.1%
Pour Rejoindre Mon Mari Et Rechercher Des Conditions Meilleures		1	0.1%
Pour Rejoindre Mon Mari Qui Travaillait La-Bas A L'Epoque		1	0.1%
Pour Rejoindre Mon PeRe Et Gagner De L'Argent Pour Aider Ma MeRe Au Pays.		1	0.1%
Pour Rejoindre Mon Pere		2	0.2%
Pour Rejoindre Son Mari		1	0.1%

File : sn_qb_migration

q604: For what reason did you leave this country

Value	Label	Cases	Percentage
Pour Repartir Travailler		1	0.1%
Pour Se Pspecialiser En Nephrologie Et En Pediatrie		1	0.1%
Pour Se Soigner		1	0.1%
Pour Suivre La TourneE Ou Je Dansais		1	0.1%
Pour Suivre Mes Enfants(Leur MeRe eTait Partie S'Installer En France)		1	0.1%
Pour Suivre Mes Etudes En France		1	0.1%
Pour Suivre Mon Mari		3	0.3%
Pour Suivre Mon PeRe		1	0.1%
Pour Suivre Son ePoux		1	0.1%
Pour Suivre Un Traitement D'Athroses		1	0.1%
Pour Suivre Une Formation Dans Une Ecole Normale		1	0.1%
Pour Suivre, Coupure		1	0.1%
Pour Tenter D'Aller En Angleterre		1	0.1%
Pour Tenter D'Aller En Espagne		1	0.1%
Pour Tenter Ma Chance		1	0.1%
Pour Tenter Ma Chance En France Ou En Allemagne		1	0.1%
Pour Travailler		5	0.4%
Pour Travailler Et Gagner De L'Argent		1	0.1%
Pour Travailler J'Avais Un Contrat Pour Dispenser Des Cours		1	0.1%

File : sn_qb_migration

q604: For what reason did you leave this country

Value	Label	Cases	Percentage
Pour Trouver Du Travail		3	0.3%
Pour Trouver Du Travail Et Nourir Ma Famille		1	0.1%
Pour Une Etude De Marche		1	0.1%
Pour Une Mission De L'Onu		1	0.1%
Pour VeRitablement Suivre Une Formation, Ai Habite Chez Mon Ami		1	0.1%
Pour Venir Faire Mes eTudes		1	0.1%
Pour Venir Faire Mon Service Militaire		1	0.1%
Pour Venir Faire Une Formation D'Auxiliaire Piericultrice		1	0.1%
Pour Venir Rejoindre Mon Mari		1	0.1%
Pour Venir Travailler Et Soutenir Mes Parents		1	0.1%
Pour Vieux Gagner Ma Vie. La Vie Etait Dure A Dakar		1	0.1%
Pour Voir Un Ami		1	0.1%
Pour Voyager C'eTait Le Moment De Partir ; C'Est Comme ca La Vie.		1	0.1%
Pour Y Suivre Des Etudes Ede Medecine		1	0.1%
Pour eTudier		1	0.1%
Poursuivre Mes Etudes En Deux Ans (Dut)		1	0.1%
Prima Di Arrivare In Italia		1	0.1%
Prima Non Potevo Perche'		1	0.1%

File : sn_qb_migration

q604: For what reason did you leave this country

Value	Label	Cases	Percentage
Dovevo Occuparmi Della Mamma Malata, Poi E' Morta			
Probar Suerte		1	0.1%
Probar Suerte En Otro Lugar		1	0.1%
Probar Suerte Si Se Puede Buscar Mejor La Vida Ahi		1	0.1%
ProbleMes eConomiques		1	0.1%
Queria Cambiar		2	0.2%
Queria Estar Con Mi Marido		1	0.1%
Queria Ganar Dinero Y Costa De Marfil Esta Bien		1	0.1%
Queria Mejorar Mi Vida		1	0.1%
Queria Mejorar Vida		1	0.1%
Queria Venir A EspaÃ±A		1	0.1%
Queria Vivir Mejor		1	0.1%
Queria Volver A Intentar Y Poder Ganar Mas Dinero		1	0.1%
Raggiungere Il Mio Partner		1	0.1%
Raggiungere Mio Marito		1	0.1%
Ragioni Di Studio		1	0.1%
Raison De Boulot		1	0.1%
Raisons AcadeMiques		1	0.1%
Raisons Familiales, J'Ai Suivi Ma Femme		1	0.1%
Raisons Politiques Et Pour Les eTudes		1	0.1%
Recherche D'Argent		1	0.1%
Recherche D'Emploi		1	0.1%

File : sn_qb_migration

q604: For what reason did you leave this country

Value	Label	Cases	Percentage
Recherche D'Emploie		1	0.1%
Recherche De Condition De Vie Meilleure		1	0.1%
Recherche De Condition De Vie Meilleures		2	0.2%
Recherche De Meilleure Condition De Vie		1	0.1%
Recherche De Meilleures Conditions De Vie		2	0.2%
Refoule		1	0.1%
Regroupement Familial		2	0.2%
Regroupement Familial / Par Amour		1	0.1%
Regroupement Familial Car Mon Pere Etait Affecte Dans Ce Pays		1	0.1%
Rejoindre La France		1	0.1%
Rejoindre Maa Soeur		1	0.1%
Rejoindre Mon Conjoint		2	0.2%
Rejoindre Mon Epoux		1	0.1%
Rejoindre Mon Epoux Au Mali		1	0.1%
Rejoindre Mon Epoux En Mission Dans Ce Pays		1	0.1%
Rejoindre Mon Futur Mari		1	0.1%
Rejoindre Mon Mari		13	1.1%
Rejoindre Mon Mari Qui Etait En Stage		1	0.1%
Rejoindre Mon PeRe		1	0.1%
Rejoindre Mon ePoux		1	0.1%
Rejoindre Mon ePoux Qui		1	0.1%

File : sn_qb_migration

q604: For what reason did you leave this country

Value	Label	Cases	Percentage
Travaillait En France			
Rejoindre Son Conjoint		1	0.1%
Rejoindre Son Mari		1	0.1%
Rendre Visite A Mon Oncle Maternel		1	0.1%
Rendre Visite A Un Parent De Mon Marie		1	0.1%
Reste Sans Nouvelle De L'Agent Au Bout D'Une Semaine Chasse De L'Hotel De Bruxelles		1	0.1%
Retour Anuel Au Senegal/ Objectif Etait De Rejoindre La France		1	0.1%
Retrouver Ma Famille		1	0.1%
Retrouver Mon Mari		4	0.3%
Ricongiungimento Familiare		2	0.2%
Rupture De Contrat		1	0.1%
Se Caso Y Marido Vivia En EspaÃ±a		1	0.1%
Se Ganaba Muy Poco		2	0.2%
Se Ganaba Muy Poco No Alcanzaba Para Vivir		1	0.1%
Se Ganaba Poco No Alcanzaba Para La Casa		1	0.1%
Se Ganaba Poco Y No Alcanzaba Para Cubrir Necesidades		1	0.1%
Se Ganaba Poco Y No Se Veia Futuro		1	0.1%
Secheresse Multiples Eet Conditions De Vie Difficiles		1	0.1%

File : sn_qb_migration

q604: For what reason did you leave this country

Value	Label	Cases	Percentage
Service Maintien De La Paix Africaine		1	0.1%
Solo Fue Para Conseguir Visado		1	0.1%
Specializzarmi Nel Mio Campo Di Studio		1	0.1%
Stage		1	0.1%
Stage De Formation		1	0.1%
Stage De Formation Et De Perfectionnement		1	0.1%
Stage En Formation		1	0.1%
Su Hermano Le Dice Ven A EspaÃ±A		1	0.1%
Su Marido Consiguio Un Buen Trabajo		1	0.1%
Su Marido Estaba En EspaÃ±A		1	0.1%
Su Marido Estaba En EspaÃ±A		1	0.1%
Su Marido Queria Buscar Mejores Oportunidades En EspaÃ±A.		1	0.1%
Su Padr Murio Y Debia Encontrar Unh Mejor Trabajo Y Dinero Su Familia		1	0.1%
Su Trabajo Era Inseguro A Veces Ganaba Dinero Y Otras Nada.		1	0.1%
Suivre Les eTudes		1	0.1%
Sus Padres Fueron A Vivir Alli		1	0.1%
Tanto Lavoro. Pochi I Soldi		1	0.1%
Tenia Que Mantener A Su		1	0.1%

File : sn_qb_migration

q604: For what reason did you leave this country

Value	Label	Cases	Percentage
Hijo Y El Dinero No Alcanzaba			
Tenia Trabajo Sin Contrato Y No Me Daban La Residencia		1	0.1%
Tenter Ma Chance		1	0.1%
Tiene Primo Aqui		1	0.1%
Toujours De Quoi Subvenir Aux Besoins De Ma Famille		1	0.1%
Toujours Pour Mieux Apprendre Les Secrets De L'Islam		1	0.1%
Toujours Pour Mon Mari		1	0.1%
Trabajaba Mucho Y Ganaba Poco		1	0.1%
Trabajar Al Mar Y Aprender Cocina Española		1	0.1%
Trabajo		4	0.3%
Transit		12	1.0%
Transit Pas Bien Pour Trouver Du Boulot		1	0.1%
Transit Pour Venir eTudier En France		1	0.1%
Transit Vers La France		2	0.2%
Transito		5	0.4%
Travail		4	0.3%
Travail Mes Patrons M'avaient Amene		1	0.1%
Travail Mission Avec La LeGion		1	0.1%
Travailler		1	0.1%
Travailler Chez Mon Oncle		1	0.1%
Travailler/ Rejoindre Mon Epouse/Par Affection Pour La France		1	0.1%

File : sn_qb_migration

q604: For what reason did you leave this country

Value	Label	Cases	Percentage
Trouver Un Emploi		2	0.2%
Trovare Lavoro		1	0.1%
Trovare Un Lavoro		1	0.1%
Trovare Un Lavoro Migliore		1	0.1%
Trovare Un Posto Dove Poter Vivere		1	0.1%
Ulteriore Master Di 1 Anno E 6 Mesi		1	0.1%
Un Amigo Tambien Queria Ir Alli		1	0.1%
Un Lavoro Sicuro E Sereno Per Una Donna Senegalese		1	0.1%
Une ColleGue M'A Dit De Venir Travailler a Paris		1	0.1%
Une Partie De La Famille De Sa Mere Y Vivent Donc Ses Parents Decident De S'Y Installer		1	0.1%
Unirmi Al Mio Partner		1	0.1%
Venir En France		2	0.2%
Ver Mujer E Hijos		1	0.1%
Viajar Amigos		1	0.1%
Vine Con Un Grupo De Baile Como Bailarina		1	0.1%
Vinto Borsa Di Studio Per Universita'		1	0.1%
Visite Familiare		1	0.1%
Vivir Con Familia De Mi Marido		1	0.1%
Vivir Con Mi Esposo		1	0.1%
Vivir Con Mi Marido		1	0.1%
Vivir Marido		1	0.1%
Vivir Mejor		2	0.2%

File : sn_qb_migration

q604: For what reason did you leave this country

Value	Label	Cases	Percentage
Voglio Guadagnare Per Aprire Una Ditta Edile Tutta Mia		1	0.1%
Voir Colone 1		1	0.1%
Volevo Aiutare Mia Madre A Mandare Avanti La Famiglia, Sorelle E Nipoti		1	0.1%
Volevo Andare A Guadagnare Di Piu'		1	0.1%
Volevo Andare In Italia		1	0.1%
Volevo Andare In Spagna		1	0.1%
Volevo Arrivare Dai Miei Amici Con Cui Ero Gia' In Contatto		1	0.1%
Volevo Arrivare In Italia		2	0.2%
Volevo Fare Fortuna		1	0.1%
Volevo Fare Import/Export Dall'Italia		1	0.1%
Volevo Fare Soldi, Aprire Un'Attivita'		1	0.1%
Volevo Guadagnare Di Piu'		5	0.4%
Volevo Guadagnare Di Piu' Per Comprarmi Una Casa		1	0.1%
Volevo Guadagnare Meglio		1	0.1%
Volevo Guadagnare Piu' Soldi Per Far Studiare I Miei Figli		1	0.1%
Volevo Lavorare		1	0.1%
Volevo Mantenere Meglio La Famiglia Per Sposarmi E Comprarmi Casa		1	0.1%
Volevo Migliorare La		1	0.1%

File : sn_qb_migration

q604: For what reason did you leave this country

Value	Label	Cases	Percentage
Mia Condizione Economica (Era Morto Mio Padre)			
Volevo Raggiungere Mio Fratello E Guadagnare		1	0.1%
Volevo Raggiungere Mio Marito		1	0.1%
Volevo Realizzarmi Nel Lavoro		1	0.1%
Volevo Riuscire A Guadagnare Piu' Velocemente Per Aprire Un'Attivita'		1	0.1%
Volevo Stare Con Mio Marito		1	0.1%
Volevo Trovare Un Lavoro Che Mi Permettesse Di Avere Casa Nella Mia Terra		1	0.1%
Volevo Un Futuro Migliore		1	0.1%
Volevo Un Lavoro Piu' Sicuro Per Mantenere La Famiglia		1	0.1%
Volevo Vedere Se Riuscivo A Trovare Il Modo Di Sistemarmi		1	0.1%
Volevo Vivere In Italia		1	0.1%
Vouloir Voyager Sur L'Europe Surtout En Espagne		1	0.1%
Ya No Alcanzaba El Ingreso Para La Familia		1	0.1%
a Cause De Mon Divorce Et Des DifficulteS a Me Remarier Au SeNeGal.		1	0.1%
a Cause Du Travail		1	0.1%
cA Ne M'A Pas Plu, Surtout		1	0.1%

File : sn_qb_migration

q604: For what reason did you leave this country

Value	Label	Cases	Percentage
Les Conditions De Vie Des SeNeGalais			
eTudes		11	0.9%
eTudes; ProbleMes Familiaux Qui Ont Pousse Au DePart; Enfant De La PremieRe Union Non SouhaiteE Par La Famille.		1	0.1%
.a		1	
.b		12	
.c		13	

Warning: these figures indicate the number of cases found in the data file. They cannot be interpreted as summary statistics of the population of interest.

q604c2: Reasons of migration coded level 2

Information	[Type= discrete] [Format=numeric] [Range= 111-2147483624] [Missing=*]
Statistics [NW/ W]	[Valid=1185 /-] [Invalid=879 /-]
Universe	If Ego has already stayed outside Senegal
Notes	Reasons of migration coded level 2, constructed from the open variable q604 (detailed codes more than 20 values)

Value	Label	Cases	Percentage
111	Join partner/Marriage	151	12.7%
112	Join father/ mother	8	0.7%
113	Look for a partner(to get documents)	0	
114	Family reunification/Join another relative	31	2.6%
115	Join children	0	
116	Join brothers/sisters	0	
121	Accompany partner	14	1.2%
122	Accompany father/mother	7	0.6%
123	Accompany another relative	7	0.6%
125	Accompany children	0	
126	Accompany brother/sister	0	
131	Visiting a family member	11	0.9%
132	Parents/family member invitation	0	
141	Divorce/separation	4	0.3%
142	Death of father/ mother	0	
143	Death of partner	2	0.2%
144	Arrival of co-wife	0	
145	Death of another relative	1	0.1%
151	Has been fostered	3	0.3%
161	Family problems / Illness of a relative	3	0.3%
171	education of children	1	0.1%
211	To work/ to look for a job/ earn money	207	17.5%
212	Got a job/ an employment contract	23	1.9%

File : sn_qb_migration

q604c2: Reasons of migration coded level 2

Value	Label	Cases	Percentage
213	To look for a steady job / a better paid job	17	1.4%
214	Better earning/ easier to find a job/ easier to exert his jo	8	0.7%
215	Prefers to work elsewhere	0	
216	To work in a family business	0	
221	No job opportunity	21	1.8%
222	Unemployment/ Los his job/ poor working conditions	37	3.1%
231	Work / business doesn't go well	7	0.6%
232	Low salary/ earnings	24	2.0%
241	On a mission	9	0.8%
242	Military service/ enrollment	7	0.6%
243	Professional assignment/ accompany his boss	15	1.3%
244	evangelism mission	0	
245	To do business/ to set up a business	29	2.4%
246	To sell his business	0	
247	Business prospecting mission	2	0.2%
251	Sportsman trip	1	0.1%
252	Artist trip	6	0.5%
254	To attend a conference	0	
261	end of mission/ end of contract	3	0.3%
311	Go to study	87	7.3%
312	Specialization studies	1	0.1%
313	Formation doesnt exist in the country	2	0.2%
314	Student exchange	0	
321	Got a scholarship	4	0.3%
322	Succeed to an admission competition	0	
331	Internship	9	0.8%
332	Training	0	
341	Study religion	4	0.3%
342	Learn a job	1	0.1%
343	end of studies	0	
411	To look for a better life/ improve his situation	86	7.3%
412	To try his chance / to find better opportunities	11	0.9%
413	earn more money / earn enough money to open activities in or	44	3.7%
421	Help/support his family	11	0.9%
422	Poverty / difficulty to financially make ends meet	17	1.4%
423	Poor personal living conditions	4	0.3%
431	economic problem / poor economic situation in the country	38	3.2%
432	Drought	4	0.3%
501	To get cured	6	0.5%
503	Illness	1	0.1%
504	Get better cure	0	
505	Give birth in another country	0	
604	Language facilities	0	

File : sn_qb_migration

q604c2: Reasons of migration coded level 2

Value	Label	Cases	Percentage
611	Somebody else advice	4	0.3%
612	Family advice	3	0.3%
613	Friend s advice	0	
621	GodÃ•s will	0	
622	Chance	0	
701	Transit	48	4.1%
702	Join another country	17	1.4%
801	Have a valid visa	2	0.2%
804	Possibility / easiness to get residence permit	10	0.8%
805	Friend invitation/ join a friend/ an acquaintance	9	0.8%
806	Visit a friend / an acquaintance	0	
807	Accompany a friend / an acquaintance	0	
808	Got a sponsorship	0	
809	Won the green card lottery	0	
901	Insecurity/different convictions with government	2	0.2%
902	Possibility of asylum	0	
903	Wanted	0	
905	Asylum	0	
906	Political problems	1	0.1%
907	Don t like the government	0	
909	Civil war / political instability	0	
1001	Adventure /Desire to travel/ curiosity/ desire to discover a	9	0.8%
1003	Holidays	5	0.4%
1004	Desire of change/ of country change/ to leave	10	0.8%
1005	Desire to go to europe/ to a specific country	27	2.3%
1007	DoesnÃ•t like the country/ was deceived by the country	5	0.4%
1101	Other	32	2.7%
1102	No residence permit/ difficulty to get residence permit	6	0.5%
1103	No particular reason	2	0.2%
1104	Repressed/ expelled	4	0.3%
1105	Wants to return to his country	0	
1106	Wants to pick up his goods/properties	0	
1107	To do like everyone does and leave the country	0	
1108	Asylum refusal	0	
1109	Knows nobody in the country	0	
1110	Xenophobia/ country not favorable for foreigners	0	
1111	Couldn t live in this country	0	
1112	Problems with friends/acquaintances in this country	0	
1113	Participate to green card lottery	0	
1114	Swindled by the agent	0	
Sysmiss		879	

Warning: these figures indicate the number of cases found in the data file. They cannot be interpreted as summary statistics of the population of interest.

File : sn_qb_migration

q604c1: Reasons of migration coded level 1

Information	[Type= discrete] [Format=numeric] [Range= 1-2147483624] [Missing=*]
Statistics [NW/ W]	[Valid=1185 /-] [Invalid=879 /-]
Universe	If Ego has already stayed outside Senegal
Notes	Reasons of migration coded level 1, constructed from the open variable q604

Value	Label	Cases	Percentage
1	Family	243	20.5%
2	Work	416	35.1%
3	Studies	108	9.1%
4	Seeking better life conditions	215	18.1%
5	Health	7	0.6%
6	Someone else decided	7	0.6%
7	Transit	65	5.5%
8	Easy travel	21	1.8%
9	Political issues	3	0.3%
10	Discovery	56	4.7%
11	Other reasons	44	3.7%
Sysmiss		879	

Warning: these figures indicate the number of cases found in the data file. They cannot be interpreted as summary statistics of the population of interest.

q605: For what reason did you choose to go to "country to stay"

Information	[Type= discrete] [Format=character] [Missing=*]
Statistics [NW/ W]	[Valid=1208 /-] [Invalid=0 /-]
Universe	If Ego has already stayed outside Senegal
Literal question	605. And for what reasons did you choose to go to "country of stay" rather than to another country?
Interviewer's instructions	Note precisely and verbatim the entire response

q605c2: Reasons of the choice coded level 2

Information	[Type= discrete] [Format=numeric] [Range= 111-2147483624] [Missing=*]
Statistics [NW/ W]	[Valid=1177 /-] [Invalid=887 /-]
Universe	If Ego has already stayed outside Senegal
Notes	Reasons of the choice coded level 2, constructed from the open variable q605 (detailed codes more than 20 values)

Value	Label	Cases	Percentage
111	Presence of partner	159	13.5%
112	Presence of parents	16	1.4%
113	Presence of other relatives	65	5.5%
115	Presence of children	2	0.2%
116	Presence of brother/sister	63	5.4%
211	To work	40	3.4%
212	Got an employment proposal/opportunity	30	2.5%
213	earn more money/ economic reasons/ save money	14	1.2%
214	More employment opportunities/ facility to find job / More j	76	6.5%
215	Better salary / Facility to succeed / Better work	11	0.9%
216	Improve living conditions	30	2.5%
217	Job assignment / mission / end of mission/ training for work	37	3.1%

File : sn_qb_migration

q605c2: Reasons of the choice coded level 2

Value	Label	Cases	Percentage
218	For a musical/artistic/sport career	3	0.3%
219	Business/To do business/pursue a family business	23	2.0%
220	Conference/fair	1	0.1%
221	Better working conditions / better economy / better economic	20	1.7%
311	Facility to reach / geographic proximity / cheaper travel	51	4.3%
312	Speak the language / easy to speak language / same language	44	3.7%
313	Facility to get visa/ residence permit	13	1.1%
314	easy access of foreigners to labor market / smoother law on	1	0.1%
315	Better welcoming/integration of foreigners	8	0.7%
316	Same legislation than the origin country	0	
317	No visa needed to go there	0	
318	Already know the country / hab already lived there before	7	0.6%
319	Partner already know the country / had already lived there b	4	0.3%
411	Got a visa / residence permit	20	1.7%
412	Citizen of the country	5	0.4%
413	Partner is citizen of the country	5	0.4%
414	Origine country of his parents	5	0.4%
415	Birth country	0	
416	Got a sponsorship	0	
417	Won the green card lottery	0	
511	Transit / step to reach another country	71	6.0%
611	Life less expensive	12	1.0%
612	Weather	0	
613	Colonial / historical links / cultural links	13	1.1%
614	Love the country / prefer the country to others	18	1.5%
615	Country of his dreams / wanted to discover / wanted to live	16	1.4%
616	People are saying good things about/ had heard good things a	29	2.5%
617	Better organized than his country of origin/ more stable/ do	1	0.1%
618	Want to get this country s citizenship	2	0.2%
711	Got a scholarship to/from this country/got a cooperation sch	13	1.1%
712	Registration accepted in a education institution in this cou	7	0.6%
713	To learn the language	2	0.2%
714	Studies less expensive / High quality studies/ Availability	21	1.8%
715	Studies	8	0.7%
716	exchange programme	4	0.3%
811	Acquaintance/ friend in the country	81	6.9%
812	Acquaintance/ friend wanted to help him to go to the country	10	0.8%
911	Decision of / choice of / accompany the partner who decided	21	1.8%
912	Decision of / choice of / accompany the parents/brother/sist	24	2.0%
913	Decision of / choice of / accompany another family member	3	0.3%
914	Advice of a friend / a friend wanted to go there / accompany	8	0.7%
1001	Other	12	1.0%
1002	No particular reason	2	0.2%

File : sn_qb_migration

q605c2: Reasons of the choice coded level 2

Value	Label	Cases	Percentage
1003	Didn t choose / destination chosen by agent	8	0.7%
1004	Chance / coincidence	4	0.3%
1005	Do like others/ more frequent destination of people fom his	5	0.4%
1006	Personal / family reasons	6	0.5%
1007	Change / take a new way / try his luck / hope of better life	12	1.0%
1008	Didn t have the chance / couldn t go anywhere else	7	0.6%
1010	Had an opportunity to go there	4	0.3%
1013	Asylum request	0	
Sysmiss		887	

Warning: these figures indicate the number of cases found in the data file. They cannot be interpreted as summary statistics of the population of interest.

q605c1: Reasons of the choice coded level 1

Information	[Type= discrete] [Format=numeric] [Range= 1-2147483624] [Missing=*]
Statistics [NW/ W]	[Valid=1177 /-] [Invalid=887 /-]
Universe	If Ego has already stayed outside Senegal
Notes	Reasons of the choice coded level 1, constructed from the open variable q605

Value	Label	Cases	Percentage
1	Family	305	25.9%
2	Economic/professional reasons	285	24.2%
3	Conveniences	128	10.9%
4	Availability of documents	35	3.0%
5	Transit	71	6.0%
6	Quality of life of the country	91	7.7%
7	Studies	55	4.7%
8	Network	91	7.7%
9	Advise/decision of other one	56	4.8%
10	Others	60	5.1%
Sysmiss		887	

Warning: these figures indicate the number of cases found in the data file. They cannot be interpreted as summary statistics of the population of interest.

q606: Kind of stay

Information	[Type= discrete] [Format=numeric] [Range= 1-2147483624] [Missing=*]
Statistics [NW/ W]	[Valid=1206 /-] [Invalid=858 /-]
Universe	If Ego has already stayed outside Senegal
Literal question	606. Was it...
Post-question	If q606 in 1 => 608 If q606 in 2 => 610
Interviewer's instructions	see AGEVEN

Value	Label	Cases	Percentage
1	A transit stay	123	10.2%
2	A stay to settle	41	3.4%
3	A stay of more than one year	1042	86.4%
Sysmiss		858	

Warning: these figures indicate the number of cases found in the data file. They cannot be interpreted as summary statistics of the population of interest.

File : sn_qb_migration

q607: When you arrived in "country of stay"

Information	[Type= discrete] [Format=numeric] [Range= 1-2147483624] [Missing=*]
Statistics [NW/ W]	[Valid=914 /-] [Invalid=1150 /-]
Universe	If Ego has already stayed outside Senegal If q606 in 3
Literal question	607. When you arrived in "country of stay"...
Post-question	If q607 in 1, 2 => 610

Value	Label	Cases	Percentage
1	You considered it to be your final destination, where you had planned to go to from the outset	811	88.7%
2	You didn't have a clear idea about the country where you wanted to go	64	7.0%
3	You had in mind to go elsewhere, it was therefore a transit country	39	4.3%
Sysmiss		1150	

Warning: these figures indicate the number of cases found in the data file. They cannot be interpreted as summary statistics of the population of interest.

q608: Which country did you want to reach just afterwards?

Information	[Type= discrete] [Format=numeric] [Range= 96000-2147483624] [Missing=*]
Statistics [NW/ W]	[Valid=153 /-] [Invalid=1911 /-]
Universe	If Ego has already stayed outside Senegal If q606 in 1 OR If q606 in 3 If q607 in 3
Literal question	608. Which country did you want to reach just afterwards?
Interviewer's instructions	Note the name of the country

Value	Label	Cases	Percentage
96000	FRANCE	34	22.2%
99104	SUEDE	1	0.7%
99109	GERMANY	2	1.3%
99110	AUTRICHE	1	0.7%
99114	ROUMANIE	1	0.7%
99126	GRECE	1	0.7%
99127	ITALIE	32	20.9%
99131	BELGIQUE	1	0.7%
99132	ROYAUME-UNI	4	2.6%
99134	ESPAGNE	38	24.8%
99139	PORTUGAL	5	3.3%
99207	ISRAEL	1	0.7%
99301	EGYPTE	1	0.7%
99302	LIBERIA	2	1.3%
99314	GUINEE EQUATORIALE	1	0.7%
99326	COTE DIVOIRE	5	3.3%
99327	BENIN	1	0.7%
99328	GABON	3	2.0%
99331	BURKINA	1	0.7%

File : sn_qb_migration

q608: Which country did you want to reach just afterwards?

Value	Label	Cases	Percentage
99337	NIGER	2	1.3%
99341	SENEGAL	7	4.6%
99350	MAROC	3	2.0%
99351	TUNISIE	2	1.3%
99352	ALGERIE	1	0.7%
99401	CANADA	1	0.7%
99404	ETATS-UNIS	2	1.3%
Sysmiss		1911	

Warning: these figures indicate the number of cases found in the data file. They cannot be interpreted as summary statistics of the population of interest.

q609: And which country did you want to reach at the very end?

Information	[Type= discrete] [Format=numeric] [Range= 96000-2147483624] [Missing=*]
Statistics [NW/ W]	[Valid=157 /-] [Invalid=1907 /-]
Universe	If Ego has already stayed outside Senegal If q606 in 1 OR If q606 in 3 If q607 in 3
Literal question	609. And which country did you want to reach at the very end?
Interviewer's instructions	Note the name of the country

Value	Label	Cases	Percentage
96000	FRANCE	41	26.1%
99104	SUEDE	1	0.6%
99109	GERMANY	4	2.5%
99126	GRECE	1	0.6%
99127	ITALIE	34	21.7%
99131	BELGIQUE	2	1.3%
99132	ROYAUME-UNI	3	1.9%
99134	ESPAGNE	39	24.8%
99139	PORTUGAL	4	2.5%
99207	ISRAEL	1	0.6%
99302	LIBERIA	2	1.3%
99316	LIBYE	2	1.3%
99326	COTE DIVOIRE	5	3.2%
99328	GABON	4	2.5%
99330	GUINEE	1	0.6%
99341	SENEGAL	8	5.1%
99401	CANADA	1	0.6%
99404	ETATS-UNIS	4	2.5%
Sysmiss		1907	

Warning: these figures indicate the number of cases found in the data file. They cannot be interpreted as summary statistics of the population of interest.

q610: What precise steps have you taken to reach it

Information	[Type= discrete] [Format=character] [Missing=*/.b/.c]
--------------------	---

File : sn_qb_migration

q610: What precise steps have you taken to reach it

Statistics [NW/ W] [Valid=1184 /-] [Invalid=23 /-]

Universe If Ego has already stayed outside Senegal

Literal question 610. What precise steps have you taken to reach "country of stay"?
Multiple answers

Post-question If q610 in 12 => 612

Interviewer's instructions Read

Value	Label	Cases	Percentage
1		9	0.8%
1 3 7 8		1	0.1%
1 2		11	0.9%
1 2 3		2	0.2%
1 2 3 11 7		1	0.1%
1 2 3 4		5	0.4%
1 2 3 4 7		1	0.1%
1 2 3 4 7 8		5	0.4%
1 2 3 4 7 8 9		1	0.1%
1 2 3 7		1	0.1%
1 2 4		1	0.1%
1 2 4 6 7 8		1	0.1%
1 2 5 6 7 8		5	0.4%
1 2 5 6 8		1	0.1%
1 2 5 9		1	0.1%
1 2 7		3	0.3%
1 2 7 8		11	0.9%
1 2 8		3	0.3%
1 3		1	0.1%
1 4		1	0.1%
1 4 7		1	0.1%
1 5 6 7 8		1	0.1%
1 6 7 5		1	0.1%
1 7 2 8 5 6		1	0.1%
1 7 8		1	0.1%
10		3	0.3%
11		66	5.6%
11 7 8		1	0.1%
11 9		1	0.1%
12		340	28.7%
2		3	0.3%
2 4		1	0.1%
2 4 6 7		1	0.1%
2 4 8		1	0.1%
2 6 9 1 5		1	0.1%
2 8		1	0.1%
3		3	0.3%

File : sn_qb_migration

q610: What precise steps have you taken to reach it

Value	Label	Cases	Percentage
34		8	0.7%
341278		1	0.1%
378		1	0.1%
4		8	0.7%
5		17	1.4%
56		5	0.4%
567		1	0.1%
5678		7	0.6%
56789		4	0.3%
5678911		1	0.1%
569		1	0.1%
57		3	0.3%
578		3	0.3%
59		1	0.1%
6		13	1.1%
611		1	0.1%
67		1	0.1%
678		1	0.1%
68		1	0.1%
69		3	0.3%
7		134	11.3%
716825		1	0.1%
711		2	0.2%
74		1	0.1%
756		1	0.1%
7568		1	0.1%
758		1	0.1%
78		167	14.1%
781256		1	0.1%
7811		1	0.1%
7856		1	0.1%
78569		1	0.1%
789		11	0.9%
79		3	0.3%
8		173	14.6%
811		4	0.3%
812		1	0.1%
85		1	0.1%
87		8	0.7%
89		2	0.2%
9		83	7.0%
910		1	0.1%
911		4	0.3%

File : sn_qb_migration

q610: What precise steps have you taken to reach it

Value	Label	Cases	Percentage
9 5		1	0.1%
9 7		3	0.3%
9 7 8		2	0.2%
9 8		2	0.2%
.b		16	
.c		7	

Warning: these figures indicate the number of cases found in the data file. They cannot be interpreted as summary statistics of the population of interest.

q610_a: Step: Applied for enrolment at a university

Information	[Type= discrete] [Format=numeric] [Range= 0-1] [Missing=*]
Statistics [NW/ W]	[Valid=1206 /-] [Invalid=858 /-]
Universe	If Ego has already stayed outside Senegal
Literal question	610. What precise steps have you taken to reach "country of stay"? Applied for enrolment at a university

Value	Label	Cases	Percentage
0	No	1139	94.4%
1	Yes	67	5.6%
Sysmiss		858	

Warning: these figures indicate the number of cases found in the data file. They cannot be interpreted as summary statistics of the population of interest.

q610_b: Step: Obtained a place at a university

Information	[Type= discrete] [Format=numeric] [Range= 0-1] [Missing=*]
Statistics [NW/ W]	[Valid=1206 /-] [Invalid=858 /-]
Universe	If Ego has already stayed outside Senegal
Literal question	610. What precise steps have you taken to reach "country of stay"? Obtained a place at a university

Value	Label	Cases	Percentage
0	No	1155	95.8%
1	Yes	51	4.2%
Sysmiss		858	

Warning: these figures indicate the number of cases found in the data file. They cannot be interpreted as summary statistics of the population of interest.

q610_c: Step: Applied for a scholarship

Information	[Type= discrete] [Format=numeric] [Range= 0-1] [Missing=*]
Statistics [NW/ W]	[Valid=1206 /-] [Invalid=858 /-]
Universe	If Ego has already stayed outside Senegal
Literal question	610. What precise steps have you taken to reach "country of stay"? Applied for a scholarship

Value	Label	Cases	Percentage
0	No	1175	97.4%
1	Yes	31	2.6%
Sysmiss		858	

Warning: these figures indicate the number of cases found in the data file. They cannot be interpreted as summary statistics of the population of interest.

File : sn_qb_migration

q610_d: Step: Obtained a scholarship

Information	[Type= discrete] [Format=numeric] [Range= 0-1] [Missing=*]
Statistics [NW/ W]	[Valid=1206 /-] [Invalid=858 /-]
Universe	If Ego has already stayed outside Senegal
Literal question	610. What precise steps have you taken to reach "country of stay"? Obtained a scholarship

Value	Label	Cases	Percentage
0	No	1169	96.9%
1	Yes	37	3.1%
Sysmiss		858	

Warning: these figures indicate the number of cases found in the data file. They cannot be interpreted as summary statistics of the population of interest.

q610_e: Step: Requested a housing/accomodation certificate

Information	[Type= discrete] [Format=numeric] [Range= 0-1] [Missing=*]
Statistics [NW/ W]	[Valid=1206 /-] [Invalid=858 /-]
Universe	If Ego has already stayed outside Senegal
Literal question	610. What precise steps have you taken to reach "country of stay"? Requested a housing certificate, an accommodation certificate

Value	Label	Cases	Percentage
0	No	1143	94.8%
1	Yes	63	5.2%
Sysmiss		858	

Warning: these figures indicate the number of cases found in the data file. They cannot be interpreted as summary statistics of the population of interest.

q610_f: Step: Obtained a housing/accomodation certificate

Information	[Type= discrete] [Format=numeric] [Range= 0-1] [Missing=*]
Statistics [NW/ W]	[Valid=1206 /-] [Invalid=858 /-]
Universe	If Ego has already stayed outside Senegal
Literal question	610. What precise steps have you taken to reach "country of stay"? Obtained a housing certificate, an accommodation certificate

Value	Label	Cases	Percentage
0	No	1149	95.3%
1	Yes	57	4.7%
Sysmiss		858	

Warning: these figures indicate the number of cases found in the data file. They cannot be interpreted as summary statistics of the population of interest.

q610_g: Step: Applied for documents

Information	[Type= discrete] [Format=numeric] [Range= 0-1] [Missing=*]
Statistics [NW/ W]	[Valid=1206 /-] [Invalid=858 /-]
Universe	If Ego has already stayed outside Senegal
Literal question	610. What precise steps have you taken to reach "country of stay"? Applied for documents

Value	Label	Cases	Percentage
0	No	965	80.0%
1	Yes	241	20.0%
Sysmiss		858	

File : sn_qb_migration

q610_g: Step: Applied for documents

Warning: these figures indicate the number of cases found in the data file. They cannot be interpreted as summary statistics of the population of interest.

q610_h: Step: Obtained documents

Information	[Type= discrete] [Format=numeric] [Range= 0-1] [Missing=*]
Statistics [NW/ W]	[Valid=1206 /-] [Invalid=858 /-]
Universe	If Ego has already stayed outside Senegal
Literal question	610. What precise steps have you taken to reach "country of stay"? Obtained documents

Value	Label	Cases	Percentage
0	No	1167	96.8%
1	Yes	39	3.2%
Sysmiss		858	

Warning: these figures indicate the number of cases found in the data file. They cannot be interpreted as summary statistics of the population of interest.

q610_i: Step: Saved money

Information	[Type= discrete] [Format=numeric] [Range= 0-1] [Missing=*]
Statistics [NW/ W]	[Valid=1206 /-] [Invalid=858 /-]
Universe	If Ego has already stayed outside Senegal
Literal question	610. What precise steps have you taken to reach "country of stay"? Saved money

Value	Label	Cases	Percentage
0	No	1191	98.8%
1	Yes	15	1.2%
Sysmiss		858	

Warning: these figures indicate the number of cases found in the data file. They cannot be interpreted as summary statistics of the population of interest.

q610_j: Step: Green card lottery

Information	[Type= discrete] [Format=numeric] [Range= 0-1] [Missing=*]
Statistics [NW/ W]	[Valid=1206 /-] [Invalid=858 /-]
Universe	If Ego has already stayed outside Senegal
Literal question	610. What precise steps have you taken to reach "country of stay"? Participated in the Green Card lottery

Value	Label	Cases	Percentage
0	No	1202	99.7%
1	Yes	4	0.3%
Sysmiss		858	

Warning: these figures indicate the number of cases found in the data file. They cannot be interpreted as summary statistics of the population of interest.

q610_k: Step: Other

Information	[Type= discrete] [Format=numeric] [Range= 0-1] [Missing=*]
Statistics [NW/ W]	[Valid=1206 /-] [Invalid=858 /-]
Universe	If Ego has already stayed outside Senegal
Literal question	610. What precise steps have you taken to reach "country of stay"? Other

Value	Label	Cases	Percentage
0	No	1124	93.2%

File : sn_qb_migration

q610_k: Step: Other

Value	Label	Cases	Percentage
1	Yes	82	6.8%
Sysmiss		858	

Warning: these figures indicate the number of cases found in the data file. They cannot be interpreted as summary statistics of the population of interest.

q610_l: Step: Nothing

Information	[Type= discrete] [Format=numeric] [Range= 0-1] [Missing=*]
Statistics [NW/ W]	[Valid=1206 /-] [Invalid=858 /-]
Universe	If Ego has already stayed outside Senegal
Literal question	610. What precise steps have you taken to reach "country of stay"? Nothing at all

Value	Label	Cases	Percentage
0	No	866	71.8%
1	Yes	340	28.2%
Sysmiss		858	

Warning: these figures indicate the number of cases found in the data file. They cannot be interpreted as summary statistics of the population of interest.

q610_NR: Step: No answer

Information	[Type= discrete] [Format=numeric] [Range= 0-1] [Missing=*]
Statistics [NW/ W]	[Valid=1206 /-] [Invalid=858 /-]
Universe	If Ego has already stayed outside Senegal
Literal question	610. What precise steps have you taken to reach "country of stay"? No answer

Value	Label	Cases	Percentage
0	No	1183	98.1%
1	Yes	23	1.9%
Sysmiss		858	

Warning: these figures indicate the number of cases found in the data file. They cannot be interpreted as summary statistics of the population of interest.

q610_1: Specify applied documents

Information	[Type= discrete] [Format=character] [Missing=*/.b/.c]
Statistics [NW/ W]	[Valid=354 /-] [Invalid=13 /-]
Universe	If Ego has already stayed outside Senegal If q610_g in 1
Literal question	610. What precise steps have you taken to reach "country of stay"? Applied for documents => Specify which ones

Value	Label	Cases	Percentage
5		1	0.3%
Attestation Bancaire		1	0.3%
Attestation Bancaire; Visa		1	0.3%
Bourse + Visa Etudiant		1	0.3%
C'Est Mon Mari Qui A Fait Les Demarches Il Avait		1	0.3%

File : sn_qb_migration

q610_1: Specify applied documents

Value	Label	Cases	Percentage
Carta Residencia		1	0.3%
Carte Consulaire		2	0.6%
Carte D Indentite		1	0.3%
Carte D'Identite Sauf Conduit		1	0.3%
Carte D'Identite, Passeport		1	0.3%
Carte De SeJour		1	0.3%
Carte De Sejours		1	0.3%
Certifica De Vaccination		1	0.3%
Certificat D'Embauche Ts +Atp		1	0.3%
Certificat De Vaccination		1	0.3%
Certificato Di Ricongiungimento		2	0.6%
Chiesto E Ottenuto Un Visto Turistico		1	0.3%
DeCision D'Affectation		1	0.3%
Decision Obtenir Une Affectation Vers Ce Pays		1	0.3%
Demande D'Inscription Dans Une Formation Par Correspondance/ Visa/Contact Avec Un Employeur		1	0.3%
Demande De Certificat D'HeBergement + Visa + Inscription Dans Une eCole PriveE		1	0.3%
Demande De Statut De Refugie		1	0.3%
Demande De Visa Familial		1	0.3%
Demande De Visa Touristique		1	0.3%
Demande Et Obtention Du Visa Depuis Cotonou		1	0.3%

File : sn_qb_migration

q610_1: Specify applied documents

Value	Label	Cases	Percentage
Demande Et Obtenu Le Visa		1	0.3%
Demande Puis Obtenu Le Visa		1	0.3%
Demande Visa Obtention Visa		1	0.3%
Demander Passeport Mauritanien Obtention Passeport		1	0.3%
Devise Et Carte Consulaire		1	0.3%
Embauche: Visa + Titre De Sejour		1	0.3%
Factures De Marchandises		1	0.3%
Ho Fatto Il Visto Appena Arrivato, Poi Permesso Di Soggiorno		1	0.3%
J'Avais Une Invitation D'Une Universite, J'Ai Profite De Cette Invitation / Visa		1	0.3%
Je Suis Passe Par La Route		1	0.3%
Livret Familial		1	0.3%
Papeles Del Senegal		2	0.6%
Papiers De Regroupement Familial		1	0.3%
Pasaporte		3	0.8%
Passaporto		3	0.8%
Passeport		12	3.4%
Passeport + Visa		1	0.3%
Passeport Visa		1	0.3%
Passeport +Economies		1	0.3%
Pedir Visado		1	0.3%
Permesso Di Soggiorno		18	5.1%
Permesso Di Soggiorno (Ricongiungiment Familiare)		1	0.3%
Permesso Di Soggiorno (Ricongiungiment		1	0.3%

File : sn_qb_migration

q610_1: Specify applied documents

Value	Label	Cases	Percentage
Permesso Di Soggiorno E Visto		1	0.3%
Permesso Di Soggiorno Per Ricongiungimento		2	0.6%
Permesso Lavoro		2	0.6%
Permesso Per Ricongiungimento Familiare		1	0.3%
Permesso Permanente		1	0.3%
Permesso Soggiorno		9	2.5%
Permesso Soggiorno Per Ricongiungimento		1	0.3%
Permesso Turistico		1	0.3%
Permiso		1	0.3%
Permiso De Residencia		3	0.8%
Permiso De Residencia Y De Trabajo Por Parte De La Empresa.		1	0.3%
Permiso De Residencia Y Permiso De Trabajo		1	0.3%
Permiso De Residencia Y Trabajo		3	0.8%
Pr Y Prt		1	0.3%
Pr,Prt		1	0.3%
Raggiungimento Familiare		1	0.3%
Reservation D'Hotel		1	0.3%
Residencia De Trabajo		1	0.3%
Ricongiungimento Familiare		6	1.7%
Sauf Conduit		1	0.3%
Solicito Residencia De Trabajo En Ceuta		1	0.3%
Solicito Un Visado		1	0.3%
T.S.		1	0.3%

File : sn_qb_migration

q610_1: Specify applied documents

Value	Label	Cases	Percentage
Titolo Di Soggiorno		4	1.1%
Titre De SeJour		1	0.3%
Titre De SeJour + Renouvellement Passeport		1	0.3%
Titre De SeJour Regroupement Familial		1	0.3%
Titre De Sejour		4	1.1%
Titre De Sejour Provisoire		1	0.3%
Titre SeJour eTudiant		1	0.3%
Titre Sejour Regroupement Familial		1	0.3%
Un Visa Pour Retrouver Mon ePoux		1	0.3%
Un Visado Turista.		1	0.3%
Visa		90	25.4%
Visa (Regroupement Familial)		1	0.3%
Visa + Carte De SeJour		1	0.3%
Visa + Invitation Professionnelle		2	0.6%
Visa + Nationalite		1	0.3%
Visa + Passeport		2	0.6%
Visa + Titre De SeJour Sur Place		1	0.3%
Visa 45 Jours		1	0.3%
Visa Affaires		1	0.3%
Visa De Conjoint FrancAis / Regroupement Familial		1	0.3%
Visa De Regroupement Familial		1	0.3%
Visa Et Bourse		1	0.3%
Visa Etudiant		2	0.6%
Visa Familial		2	0.6%
Visa Long Sejour		1	0.3%

File : sn_qb_migration

q610_1: Specify applied documents

Value	Label	Cases	Percentage
Visa Pour Quelques Mois		1	0.3%
Visa Touriste		1	0.3%
Visa Touristique		1	0.3%
Visa Turista		1	0.3%
Visa eTudiant		3	0.8%
Visado		53	15.0%
Visado , Permiso De Residencia Y Trabajo		1	0.3%
Visado Pasaporte		1	0.3%
Visado Turismo		1	0.3%
Visas		1	0.3%
Visite Contre Visite		1	0.3%
Visto		20	5.6%
Visto E Permesso Di Soggiorno		2	0.6%
Visto Per 3 Mesi		1	0.3%
Visto Per Turismo		1	0.3%
Visto Soggiorno		2	0.6%
Visto Turistico		14	4.0%
.b		4	
.c		9	

Warning: these figures indicate the number of cases found in the data file. They cannot be interpreted as summary statistics of the population of interest.

q610_2: Specify obtained documents

Information	[Type= discrete] [Format=character] [Missing=*/b/.c]
Statistics [NW/ W]	[Valid=353 /-] [Invalid=27 /-]
Universe	If Ego has already stayed outside Senegal If q610_h in 1
Literal question	610. What precise steps have you taken to reach "country of stay"? Obtained documents => Specify which ones

Value	Label	Cases	Percentage
Affectation		1	0.3%
Attestation D Entree A Un Pays Etranger		1	0.3%
Autorisation De Sortie		2	0.6%
Carte D'Identite		1	0.3%
Carte D'Identite, Passeport		1	0.3%
Carte De SeJour		1	0.3%
Carte De Sejours		1	0.3%

File : sn_qb_migration

q610_2: Specify obtained documents

Value	Label	Cases	Percentage
Carte Didentite		1	0.3%
Carte Didentite Et Carnet De Vaccination		1	0.3%
Chiesto E Ottenuto Un Visto Turistico		1	0.3%
Contratro De Trabajo		1	0.3%
Idem		1	0.3%
J'Avais Un Contrat De Travail, Mon Employeur S'Est Occupe Des Papiers + Une Autorisation De Sortie Du Territoire DeLivre Par Le MinisteRe De L'InteRieur SeNeGalais		1	0.3%
Obtener Visado Turismo		1	0.3%
Papeles De Reagrupacion Familiar Para Ella E Hijos		1	0.3%
Papier De Son Ami		1	0.3%
Pas De Demarches		1	0.3%
Pass Port		1	0.3%
Passaporto		3	0.8%
Passeport		17	4.8%
Permesso		5	1.4%
Permesso Di Ricongiungimento		1	0.3%
Permesso Di Soggiorno		24	6.8%
Permesso Di Soggiorno (Ricongiungimento Familiare)		1	0.3%
Permesso Di Soggiorno (Ricongiungimento)		1	0.3%
Permesso Di Soggiorno Per Ricongiungimento		1	0.3%
Permesso Di Soggiorno Pre Ricongiungimento		1	0.3%

File : sn_qb_migration

q610_2: Specify obtained documents

Value	Label	Cases	Percentage
Permesso Lavoro		2	0.6%
Permesso Soggiorno		5	1.4%
Permis De Residencia Y Trabajo		1	0.3%
Permiso De Residencia Y Trabajo		5	1.4%
Permiso Residencia Trabajo		1	0.3%
Permiso Residencia, Permiso De Trabajo		1	0.3%
Permiso Residencia,Permiso Trabajo		1	0.3%
Pr,Pt		1	0.3%
Raggiungimento Familiare		1	0.3%
Reagrupacion		1	0.3%
Reagrupacion Familiar		5	1.4%
Regroupement Familial		1	0.3%
Regrupacion Familiar		3	0.8%
Residencia Y Trabajo		1	0.3%
Ricongiungimento Familiare		9	2.5%
Sejour		1	0.3%
Titre De SeJour		4	1.1%
Titre De SeJour + Passeport		1	0.3%
Titre De SeJour Regroupement Familial		1	0.3%
Titre De Sejour		8	2.3%
Titre De Sejour(Engagement Au Chu De Grenoble)		1	0.3%
Titre SeJour eTudiant		1	0.3%
Titre Sejour Regroupement Familial		1	0.3%
Ts		1	0.3%

File : sn_qb_migration

q610_2: Specify obtained documents

Value	Label	Cases	Percentage
Ts+Atp		1	0.3%
Une Invitation D'Une Amie De Ma SÅ'Ur De Geneve		1	0.3%
Visa		91	25.8%
Visa (Regroupement Familial)		1	0.3%
Visa + Carte De SeJour		1	0.3%
Visa + Certificat D Hebergement		1	0.3%
Visa + Passeport		2	0.6%
Visa + ReCePisse Tribunal D'Instance Pour Papiers FrancAis		1	0.3%
Visa + Titre De Sejour		1	0.3%
Visa 45 Jours		2	0.6%
Visa Affaires		1	0.3%
Visa De Conjoint FrancAis / Regroupement Familial		1	0.3%
Visa De Regroupement Familial		1	0.3%
Visa De Turismo		3	0.8%
Visa Etudiant		2	0.6%
Visa Familial		3	0.8%
Visa Long Sejour		1	0.3%
Visa Por Oumra		1	0.3%
Visa Pour Quelques Mois		1	0.3%
Visa Pour TourneE Artistique		1	0.3%
Visa Touriste		1	0.3%
Visa Turismo		9	2.5%
Visa Turista		6	1.7%
Visa eTudiant		2	0.6%
Visado		23	6.5%
Visado De Turismo		1	0.3%
Visado Turismo		1	0.3%
Visado,Pasaporte		1	0.3%

File : sn_qb_migration

q610_2: Specify obtained documents

Value	Label	Cases	Percentage
Visafo Turismo		1	0.3%
Visas + Titre De SeJour		1	0.3%
Visite Contre Visite		1	0.3%
Visto		30	8.5%
Visto Che E' Scaduto. Adesso Nulla		1	0.3%
Visto Di 3 Mesi		3	0.8%
Visto In Seguito Trasformato In Permesso Di Soggiorno		1	0.3%
Visto Medico		1	0.3%
Visto Per 3 Mesi		1	0.3%
Visto Per Affari		1	0.3%
Visto Per Spagna 3 Mesi		1	0.3%
Visto Per Turismo		1	0.3%
Visto Soggiorno		1	0.3%
Visto Turistico		18	5.1%
.b		20	
.c		7	

Warning: these figures indicate the number of cases found in the data file. They cannot be interpreted as summary statistics of the population of interest.

q610_3: Specify other step

Information	[Type= discrete] [Format=character] [Missing=*]
Statistics [NW/ W]	[Valid=75 /-] [Invalid=0 /-]
Universe	If Ego has already stayed outside Senegal If q610_k in 1
Literal question	610. What precise steps have you taken to reach "country of stay"? Other => Specify

Value	Label	Cases	Percentage
A Rencontre Un Des Dirigeants De La Troupe Artistique Qui L'A CasteE		1	1.3%
Acheter Un Billet Aller Retour		1	1.3%
Acheter Un Visa		1	1.3%
Affectation De Mon Mari		1	1.3%
Autorisaton Carnet De Vaccination		1	1.3%
Barco		1	1.3%

File : sn_qb_migration

q610_3: Specify other step

Value	Label	Cases	Percentage
C Est La Mairie Qui M A Envoye En Italie		1	1.3%
C'Est Mon PeRe Qui A Fait Toutes Les DeMarches Pour Que J'Obtienne Mon Passeport FrancAis		1	1.3%
Carnet De Vaccinations + Devises		1	1.3%
Carte D Identite		1	1.3%
Con Barco De Pesca		1	1.3%
Contrato		1	1.3%
Contrato Trabajo		1	1.3%
Demande D'Un Visa Touristique		1	1.3%
Demande De Visa		2	2.7%
Demande Et Obtient Une Inscription Au Lycee		1	1.3%
Dni		3	4.0%
Engage Comme Technicien Sur Une TourneE En Afrique		1	1.3%
Escapo Del Barco Donde Trabajo Como Cocinero		1	1.3%
Etat Citoyen FrancAis		1	1.3%
Faux Papiers De Travailleur Immigre		1	1.3%
J Ai Pris Le Train Je N Avais Besoin D Un Visa		1	1.3%
J'Ai Paye Un Homme D'Affaires		1	1.3%
J'Ai Propose Plusieurs Bateaux De Payer Pour Aller		1	1.3%
J'Avais Des Parents Adoptifs FrancAis		1	1.3%

File : sn_qb_migration

q610_3: Specify other step

Value	Label	Cases	Percentage
Jai Presente Mon Argent De Poche (180000)		1	1.3%
Jai Pris Le Train		1	1.3%
Javais Emprunte De Largent		1	1.3%
Javais Eumprunte De Largent		1	1.3%
Javais environ 1000000 de FCFA comme argent de poche		1	1.3%
Je Me Suis Engage Dans L'Armee		1	1.3%
Je Me Suis Paye Le Billet		1	1.3%
L'Employeur A Fournit Un Contrat De Travail		1	1.3%
Mon Cousin (M3) A Fait Le Necessaire		1	1.3%
Nationalite En 1983		1	1.3%
On M Avait Envoye Un Billet D Avion		1	1.3%
On M'A Donne Un Passeport Et Je Suis Partie		1	1.3%
On M'A InteGre Dans La Demande De Visa D'Un Groupe De Dance		1	1.3%
On Nous Y Envoyait		2	2.7%
On Nous Y Envoye		1	1.3%
Paiement Du Passeur		1	1.3%
Pasaporte		2	2.7%
Patera		2	2.7%
Paye Un Homme D'Affaires		1	1.3%
Payer Un Passeur		1	1.3%
Pedir Visado		1	1.3%
Pour Aller Labas On N'A		1	1.3%

File : sn_qb_migration

q610_3: Specify other step

Value	Label	Cases	Percentage
Pas Besoin D'Autorisation			
Prendre Un Billet Davion		3	4.0%
Presentation De Devis Presentation Carnet Vaccina		1	1.3%
Pris Les Services D'Intermediaire		1	1.3%
Reagrupacion Familiar		1	1.3%
Regroupement Familial		1	1.3%
Solicitar Visado		1	1.3%
Solicite Un Visado		1	1.3%
Tenia Contrato De Trabajo		1	1.3%
Tenia Un Visado		1	1.3%
Utilise Le Visa De Quelqu'Un D'Autre (Faux Papiers)		1	1.3%
Visa		3	4.0%
Visa De Transit		1	1.3%
Visado		3	4.0%
Visado De Transito 48 Horas		1	1.3%
Visado Pasaporte		1	1.3%
Vsa		1	1.3%

Warning: these figures indicate the number of cases found in the data file. They cannot be interpreted as summary statistics of the population of interest.

q611: In which year did you initiate these first steps

Information	[Type= discrete] [Format=numeric] [Range= 1954-2008] [Missing=*]
Statistics [NW/ W]	[Valid=812 /-] [Invalid=1252 /-]
Universe	If Ego has already stayed outside Senegal If q610 not in 12
Literal question	611. In which year did you initiate these first steps?

Value	Label	Cases	Percentage
1954		1	0.1%
1955		4	0.5%
1956		2	0.2%
1958		2	0.2%
1960		1	0.1%
1961		1	0.1%

File : sn_qb_migration

q611: In which year did you initiate these first steps

Value	Label	Cases	Percentage
1964		1	0.1%
1965		3	0.4%
1966		1	0.1%
1968		3	0.4%
1969		3	0.4%
1970		9	1.1%
1971		5	0.6%
1972		6	0.7%
1973		5	0.6%
1974		8	1.0%
1975		9	1.1%
1976		9	1.1%
1977		4	0.5%
1978		4	0.5%
1979		8	1.0%
1980		11	1.4%
1981		15	1.8%
1982		17	2.1%
1983		10	1.2%
1984		15	1.8%
1985		14	1.7%
1986		17	2.1%
1987		18	2.2%
1988		20	2.5%
1989		35	4.3%
1990		21	2.6%
1991		25	3.1%
1992		21	2.6%
1993		29	3.6%
1994		22	2.7%
1995		15	1.8%
1996		21	2.6%
1997		37	4.6%
1998		39	4.8%
1999		63	7.8%
2000		49	6.0%
2001		39	4.8%
2002		40	4.9%
2003		41	5.0%
2004		32	3.9%
2005		28	3.4%
2006		17	2.1%
2007		11	1.4%

File : sn_qb_migration

q611: In which year did you initiate these first steps

Value	Label	Cases	Percentage
2008		1	0.1%
Sysmiss		1252	

Warning: these figures indicate the number of cases found in the data file. They cannot be interpreted as summary statistics of the population of interest.

q612: At the beginning for how long did you plan to stay (in years)

Information	[Type= continuous] [Format=numeric] [Range= 0-2147483624] [Missing=*]
Statistics [NW/ W]	[Valid=376 /-] [Invalid=1688 /-] [Mean=3.952 /-] [StdDev=3.475 /-]
Universe	If Ego has already stayed outside Senegal
Literal question	612. At the beginning, for how long did you plan to stay in "country of stay"? Years
Post-question	FILTER : If it is about a SHORT STAY of less than a year (606 = 1 or 2) => Go to 613 Otherwise => 615

q612_1: At the beginning for how long did you plan to stay (in months)

Information	[Type= continuous] [Format=numeric] [Range= 1-24] [Missing=*]
Statistics [NW/ W]	[Valid=70 /-] [Invalid=1994 /-] [Mean=3.786 /-] [StdDev=3.497 /-]
Universe	If Ego has already stayed outside Senegal
Literal question	612. At the beginning, for how long did you plan to stay in "country of stay"? Months
Post-question	FILTER : If it is about a SHORT STAY of less than a year (606 = 1 or 2) => Go to 613 Otherwise => 615

q612_2: At the beginning for how long did you plan to stay (in weeks)

Information	[Type= continuous] [Format=numeric] [Range= 1-4] [Missing=*]
Statistics [NW/ W]	[Valid=24 /-] [Invalid=2040 /-] [Mean=1.625 /-] [StdDev=0.875 /-]
Universe	If Ego has already stayed outside Senegal
Literal question	612. At the beginning, for how long did you plan to stay in "country of stay"? Weeks
Post-question	FILTER : If it is about a SHORT STAY of less than a year (606 = 1 or 2) => Go to 613 Otherwise => 615

q612_3: At the beginning for how long did you plan to stay (in days)

Information	[Type= continuous] [Format=numeric] [Range= 1-29] [Missing=*]
Statistics [NW/ W]	[Valid=55 /-] [Invalid=2009 /-] [Mean=4.727 /-] [StdDev=5.765 /-]
Universe	If Ego has already stayed outside Senegal
Literal question	612. At the beginning, for how long did you plan to stay in "country of stay"? Days
Post-question	FILTER : If it is about a SHORT STAY of less than a year (606 = 1 or 2) => Go to 613 Otherwise => 615

q612_4: At the beginning for how long did you plan to stay (permanently)

Information	[Type= discrete] [Format=numeric] [Range= 0-1] [Missing=*]
Statistics [NW/ W]	[Valid=1186 /-] [Invalid=878 /-]
Universe	If Ego has already stayed outside Senegal
Literal question	612. At the beginning, for how long did you plan to stay in "country of stay"? Permanently
Post-question	FILTER : If it is about a SHORT STAY of less than a year (606 = 1 or 2) => Go to 613

File : sn_qb_migration

q612_4: At the beginning for how long did you plan to stay (permanently)

Otherwise => 615

Value	Label	Cases	Percentage
0	No	733	61.8%
1	Yes	453	38.2%
Sysmiss		878	

Warning: these figures indicate the number of cases found in the data file. They cannot be interpreted as summary statistics of the population of interest.

# q613: For how long did you stay in the end (in months)			
Information	[Type= continuous] [Format=numeric] [Range= 0-60] [Missing=*]		
Statistics [NW/ W]	[Valid=73 /-] [Invalid=1991 /-] [Mean=5.151 /-] [StdDev=7.659 /-]		
Universe	If Ego has already stayed outside Senegal If it is about a SHORT STAY of less than a year		
Literal question	613. And for how long did you stay in the end? Months		
# q613_1: For how long did you stay in the end (in weeks)			
Information	[Type= continuous] [Format=numeric] [Range= 0-5] [Missing=*]		
Statistics [NW/ W]	[Valid=27 /-] [Invalid=2037 /-] [Mean=2.074 /-] [StdDev=0.997 /-]		
Universe	If Ego has already stayed outside Senegal If it is about a SHORT STAY of less than a year		
Literal question	613. And for how long did you stay in the end? Weeks		
# q613_2: For how long did you stay in the end (in days)			
Information	[Type= continuous] [Format=numeric] [Range= 1-25] [Missing=*]		
Statistics [NW/ W]	[Valid=50 /-] [Invalid=2014 /-] [Mean=5.56 /-] [StdDev=5.686 /-]		
Universe	If Ego has already stayed outside Senegal If it is about a SHORT STAY of less than a year		
Literal question	613. And for how long did you stay in the end? Days		
# q613_3: For how long did you stay in the end (other)			
Information	[Type= discrete] [Format=character] [Missing=*.b]		
Statistics [NW/ W]	[Valid=3 /-] [Invalid=2 /-]		
Universe	If Ego has already stayed outside Senegal If it is about a SHORT STAY of less than a year		
Literal question	613. And for how long did you stay in the end? Other		
Value	Label	Cases	Percentage
1		1	33.3%
10 Heures		1	33.3%
Jusquen 2006		1	33.3%
.b		2	
<i>Warning: these figures indicate the number of cases found in the data file. They cannot be interpreted as summary statistics of the population of interest.</i>			
# q614: Would you tell me if you had during your stay			
Information	[Type= discrete] [Format=character] [Missing=*.b/.c]		
Statistics [NW/ W]	[Valid=146 /-] [Invalid=17 /-]		
Universe	If Ego has already stayed outside Senegal If it is about a SHORT STAY of less than a year		
Literal question	614. Being able to live in a country often depends on the type of documents one has. Would you tell me if you had during your stay in "country of stay"... Multiple answers		
Value	Label	Cases	Percentage
1		53	36.3%
1 2		2	1.4%
2		9	6.2%

# q614: Would you tell me if you had during your stay			
Value	Label	Cases	Percentage
3		38	26.0%
4		36	24.7%
4 5		1	0.7%
5		7	4.8%
.b		15	
.c		2	
<i>Warning: these figures indicate the number of cases found in the data file. They cannot be interpreted as summary statistics of the population of interest.</i>			
# q614_1: Would you tell me if you had during your stay a visa			
Information	[Type= discrete] [Format=numeric] [Range= 0-1] [Missing=*]		
Statistics [NW/ W]	[Valid=163 /-] [Invalid=1901 /-]		
Universe	If Ego has already stayed outside Senegal If it is about a SHORT STAY of less than a year		
Literal question	614. Being able to live in a country often depends on the type of documents one has. Would you tell me if you had during your stay in "country of stay" ... A short-stay visa (until 3 months)		
Value	Label	Cases	Percentage
0	No	108	66.3%
1	Yes	55	33.7%
Sysmiss		1901	
<i>Warning: these figures indicate the number of cases found in the data file. They cannot be interpreted as summary statistics of the population of interest.</i>			
# q614_2: Would you tell me if you had during your stay a residence permit			
Information	[Type= discrete] [Format=numeric] [Range= 0-1] [Missing=*]		
Statistics [NW/ W]	[Valid=163 /-] [Invalid=1901 /-]		
Universe	If Ego has already stayed outside Senegal If it is about a SHORT STAY of less than a year		
Literal question	614. Being able to live in a country often depends on the type of documents one has. Would you tell me if you had during your stay in "country of stay" ... A long-stay visa (more than 3 months) or a residence permit (residence card, refugee card...)		
Value	Label	Cases	Percentage
0	No	152	93.3%
1	Yes	11	6.7%
Sysmiss		1901	
<i>Warning: these figures indicate the number of cases found in the data file. They cannot be interpreted as summary statistics of the population of interest.</i>			
# q614_3: Would you tell me if during your stay you didn't need any visa or permit			
Information	[Type= discrete] [Format=numeric] [Range= 0-1] [Missing=*]		
Statistics [NW/ W]	[Valid=163 /-] [Invalid=1901 /-]		
Universe	If Ego has already stayed outside Senegal If it is about a SHORT STAY of less than a year		
Literal question	614. Being able to live in a country often depends on the type of documents one has. Would you tell me if you had during your stay in "country of stay" ... You didn't need any visa or permit		
Value	Label	Cases	Percentage
0	No	125	76.7%
1	Yes	38	23.3%
Sysmiss		1901	

# q614_3: Would you tell me if during your stay you didn't need any visa or permit			
<i>Warning: these figures indicate the number of cases found in the data file. They cannot be interpreted as summary statistics of the population of interest.</i>			
# q614_4: Would you tell me if during your stay you didn't have any permit			
Information	[Type= discrete] [Format=numeric] [Range= 0-1] [Missing=*]		
Statistics [NW/ W]	[Valid=163 /-] [Invalid=1901 /-]		
Universe	If Ego has already stayed outside Senegal If it is about a SHORT STAY of less than a year		
Literal question	614. Being able to live in a country often depends on the type of documents one has. Would you tell me if you had during your stay in "country of stay"... You didn't have any permit		
Value	Label	Cases	Percentage
0	No	126	77.3%
1	Yes	37	22.7%
Sysmiss		1901	
<i>Warning: these figures indicate the number of cases found in the data file. They cannot be interpreted as summary statistics of the population of interest.</i>			
# q614_5: Would you tell me if you had during your stay... Different situation			
Information	[Type= discrete] [Format=numeric] [Range= 0-1] [Missing=*]		
Statistics [NW/ W]	[Valid=163 /-] [Invalid=1901 /-]		
Universe	If Ego has already stayed outside Senegal If it is about a SHORT STAY of less than a year		
Literal question	614. Being able to live in a country often depends on the type of documents one has. Would you tell me if you had during your stay in "country of stay"... Other type of documents		
Value	Label	Cases	Percentage
0	No	155	95.1%
1	Yes	8	4.9%
Sysmiss		1901	
<i>Warning: these figures indicate the number of cases found in the data file. They cannot be interpreted as summary statistics of the population of interest.</i>			
# q614_NR: Would you tell me if you had during your stay... No answer			
Information	[Type= discrete] [Format=numeric] [Range= 0-1] [Missing=*]		
Statistics [NW/ W]	[Valid=163 /-] [Invalid=1901 /-]		
Universe	If Ego has already stayed outside Senegal If it is about a SHORT STAY of less than a year		
Literal question	614. Being able to live in a country often depends on the type of documents one has. Would you tell me if you had during your stay in "country of stay"... No answer		
Value	Label	Cases	Percentage
0	No	146	89.6%
1	Yes	17	10.4%
Sysmiss		1901	
<i>Warning: these figures indicate the number of cases found in the data file. They cannot be interpreted as summary statistics of the population of interest.</i>			
# q614_a: Specify the different situation			
Information	[Type= discrete] [Format=character] [Missing=*]		
Statistics [NW/ W]	[Valid=8 /-] [Invalid=0 /-]		
Universe	If Ego has already stayed outside Senegal If it is about a SHORT STAY of less than a year If q614_5 in 1		

q614_a: Specify the different situation

Literal question 614. Being able to live in a country often depends on the type of documents one has. Would you tell me if you had during your stay in "country of stay"...
Other type of documents => Specify

Value	Label	Cases	Percentage
Bateau De Peche		1	12.5%
Je N'Avais Pas Besoin De Visa		1	12.5%
On En Avait Pas Besoin		1	12.5%
Rescape		1	12.5%
Situation Innegale		1	12.5%
Visa De Transit		1	12.5%
Visa Pour La France Et Non Pour L'Espagne		1	12.5%
Visado		1	12.5%

Warning: these figures indicate the number of cases found in the data file. They cannot be interpreted as summary statistics of the population of interest.

q615: Which means of transportation did you use to go to

Information [Type= discrete] [Format=character] [Missing=*/.b/.c]

Statistics [NW/ W] [Valid=1180 /-] [Invalid=27 /-]

Universe If Ego has already stayed outside Senegal

Literal question 615. Which means of transportation did you use to go to "country of stay"?
Multiple answers

Value	Label	Cases	Percentage
1		777	65.8%
1 2		14	1.2%
1 2 3		2	0.2%
1 3		1	0.1%
2		146	12.4%
2 1		6	0.5%
2 3		10	0.8%
2 4		2	0.2%
2 6		2	0.2%
3		118	10.0%
3 4		1	0.1%
3 1		1	0.1%
3 2		3	0.3%
3 4		5	0.4%
3 5		1	0.1%
3 6		1	0.1%
4		47	4.0%
4 2		9	0.8%
4 2 3		1	0.1%
5		27	2.3%
5 1		1	0.1%
5 2		2	0.2%

# q615: Which means of transportation did you use to go to			
Value	Label	Cases	Percentage
6		3	0.3%
.b		20	
.c		7	
<i>Warning: these figures indicate the number of cases found in the data file. They cannot be interpreted as summary statistics of the population of interest.</i>			
# q615_1: Means of transportation: Plane			
Information	[Type= discrete] [Format=numeric] [Range= 0-1] [Missing=*]		
Statistics [NW/ W]	[Valid=1207 /-] [Invalid=857 /-]		
Universe	If Ego has already stayed outside Senegal		
Literal question	615. Which means of transportation did you use to go to "country of stay"? Plane		
Value	Label	Cases	Percentage
0	No	405	33.6%
1	Yes	802	66.4%
Sysmiss		857	
<i>Warning: these figures indicate the number of cases found in the data file. They cannot be interpreted as summary statistics of the population of interest.</i>			
# q615_2: Means of transportation: Bus/train			
Information	[Type= discrete] [Format=numeric] [Range= 0-1] [Missing=*]		
Statistics [NW/ W]	[Valid=1207 /-] [Invalid=857 /-]		
Universe	If Ego has already stayed outside Senegal		
Literal question	615. Which means of transportation did you use to go to "country of stay"? Bus / Train		
Value	Label	Cases	Percentage
0	No	1010	83.7%
1	Yes	197	16.3%
Sysmiss		857	
<i>Warning: these figures indicate the number of cases found in the data file. They cannot be interpreted as summary statistics of the population of interest.</i>			
# q615_3: Means of transportation: Car			
Information	[Type= discrete] [Format=numeric] [Range= 0-1] [Missing=*]		
Statistics [NW/ W]	[Valid=1207 /-] [Invalid=857 /-]		
Universe	If Ego has already stayed outside Senegal		
Literal question	615. Which means of transportation did you use to go to "country of stay"? Car		
Value	Label	Cases	Percentage
0	No	1063	88.1%
1	Yes	144	11.9%
Sysmiss		857	
<i>Warning: these figures indicate the number of cases found in the data file. They cannot be interpreted as summary statistics of the population of interest.</i>			
# q615_4: Means of transportation: Ship			
Information	[Type= discrete] [Format=numeric] [Range= 0-1] [Missing=*]		
Statistics [NW/ W]	[Valid=1207 /-] [Invalid=857 /-]		
Universe	If Ego has already stayed outside Senegal		
Literal question	615. Which means of transportation did you use to go to "country of stay"? Ship		

# q615_4: Means of transportation: Ship			
Value	Label	Cases	Percentage
0	No	1142	94.6%
1	Yes	65	5.4%
Sysmiss		857	
<i>Warning: these figures indicate the number of cases found in the data file. They cannot be interpreted as summary statistics of the population of interest.</i>			
# q615_5: Means of transportation: Pirogue/patera			
Information	[Type= discrete] [Format=numeric] [Range= 0-1] [Missing=*]		
Statistics [NW/ W]	[Valid=1207 /-] [Invalid=857 /-]		
Universe	If Ego has already stayed outside Senegal		
Literal question	615. Which means of transportation did you use to go to "country of stay"? Small boat (Pirogue, patera...)		
Value	Label	Cases	Percentage
0	No	1176	97.4%
1	Yes	31	2.6%
Sysmiss		857	
<i>Warning: these figures indicate the number of cases found in the data file. They cannot be interpreted as summary statistics of the population of interest.</i>			
# q615_6: Means of transportation: Other			
Information	[Type= discrete] [Format=numeric] [Range= 0-1] [Missing=*]		
Statistics [NW/ W]	[Valid=1207 /-] [Invalid=857 /-]		
Universe	If Ego has already stayed outside Senegal		
Literal question	615. Which means of transportation did you use to go to "country of stay"? Other		
Value	Label	Cases	Percentage
0	No	1201	99.5%
1	Yes	6	0.5%
Sysmiss		857	
<i>Warning: these figures indicate the number of cases found in the data file. They cannot be interpreted as summary statistics of the population of interest.</i>			
# q615_NR: Means of transportation: No answer			
Information	[Type= discrete] [Format=numeric] [Range= 0-1] [Missing=*]		
Statistics [NW/ W]	[Valid=1207 /-] [Invalid=857 /-]		
Universe	If Ego has already stayed outside Senegal		
Literal question	615. Which means of transportation did you use to go to "country of stay"? No answer		
Value	Label	Cases	Percentage
0	No	1180	97.8%
1	Yes	27	2.2%
Sysmiss		857	
<i>Warning: these figures indicate the number of cases found in the data file. They cannot be interpreted as summary statistics of the population of interest.</i>			
# q615_a: Specify the other mean of transportation			
Information	[Type= discrete] [Format=character] [Missing=*]		
Statistics [NW/ W]	[Valid=6 /-] [Invalid=0 /-]		
Universe	If Ego has already stayed outside Senegal If q615_6 in 1		
Literal question	615. Which means of transportation did you use to go to "country of stay"?		

q615_a: Specify the other mean of transportation

Other => Specify

Value	Label	Cases	Percentage
6		1	16.7%
A Pieds		1	16.7%
Camion		1	16.7%
Marche		1	16.7%
Taxi Brousse Et Marche a Pied		1	16.7%
Taxi Brousse +Marche a Pied		1	16.7%

Warning: these figures indicate the number of cases found in the data file. They cannot be interpreted as summary statistics of the population of interest.

q616: You have travelled

Information	[Type= discrete] [Format=character] [Missing=*/.b/.c]
Statistics [NW/ W]	[Valid=1180 /-] [Invalid=27 /-]
Universe	If Ego has already stayed outside Senegal
Literal question	616. You have travelled... Multiple answers
Interviewer's instructions	Read

Value	Label	Cases	Percentage
0		807	68.4%
0 11		6	0.5%
0 13		3	0.3%
0 3		2	0.2%
0 6		2	0.2%
0 8		1	0.1%
1		8	0.7%
1 2		5	0.4%
1 2 4		2	0.2%
1 2 4 5		5	0.4%
1 2 4 5 8		1	0.1%
1 3		2	0.2%
1 4		1	0.1%
1 5		2	0.2%
10		4	0.3%
10 13		1	0.1%
11		85	7.2%
11 12		4	0.3%
11 13		1	0.1%
11 3 4		1	0.1%
11 4		1	0.1%
12		8	0.7%
12 11		1	0.1%
12 13		5	0.4%
13		49	4.2%
2		5	0.4%
2 4 5		3	0.3%

# q616: You have travelled			
Value	Label	Cases	Percentage
2 4 5 1		1	0.1%
3		45	3.8%
3 1 1		2	0.2%
3 4 6 7		1	0.1%
3 6		5	0.4%
3 6 7		10	0.8%
3 7		2	0.2%
3 7 6		1	0.1%
3 7 6 4		1	0.1%
4		12	1.0%
4 1 1		2	0.2%
4 1 3		1	0.1%
4 8		1	0.1%
5		9	0.8%
5 1 3		1	0.1%
5 8		1	0.1%
6		21	1.8%
6 3		5	0.4%
6 7		14	1.2%
7		13	1.1%
8		12	1.0%
8 3		1	0.1%
9		4	0.3%
.b		21	
.c		6	

Warning: these figures indicate the number of cases found in the data file. They cannot be interpreted as summary statistics of the population of interest.

q616_0: Travelled alone

Information	[Type= discrete] [Format=numeric] [Range= 0-1] [Missing=*]
Statistics [NW/ W]	[Valid=1207 /-] [Invalid=857 /-]
Universe	If Ego has already stayed outside Senegal
Literal question	616. You have travelled... Alone

Value	Label	Cases	Percentage
0	No	386	32.0%
1	Yes	821	68.0%
Sysmiss		857	

Warning: these figures indicate the number of cases found in the data file. They cannot be interpreted as summary statistics of the population of interest.

q616_1: Travelled with father

Information	[Type= discrete] [Format=numeric] [Range= 0-1] [Missing=*]
Statistics [NW/ W]	[Valid=1207 /-] [Invalid=857 /-]
Universe	If Ego has already stayed outside Senegal
Literal question	616. You have travelled... With your father

q616_1: Travelled with father

Value	Label	Cases	Percentage
0	No	1181	97.8%
1	Yes	26	2.2%
Sysmiss		857	

Warning: these figures indicate the number of cases found in the data file. They cannot be interpreted as summary statistics of the population of interest.

q616_2: Travelled with mother

Information	[Type= discrete] [Format=numeric] [Range= 0-1] [Missing=*]
Statistics [NW/ W]	[Valid=1207 /-] [Invalid=857 /-]
Universe	If Ego has already stayed outside Senegal
Literal question	616. You have travelled... With your mother

Value	Label	Cases	Percentage
0	No	1190	98.6%
1	Yes	17	1.4%
Sysmiss		857	

Warning: these figures indicate the number of cases found in the data file. They cannot be interpreted as summary statistics of the population of interest.

q616_3: Travelled with partner(s)

Information	[Type= discrete] [Format=numeric] [Range= 0-1] [Missing=*]
Statistics [NW/ W]	[Valid=1207 /-] [Invalid=857 /-]
Universe	If Ego has already stayed outside Senegal
Literal question	616. You have travelled... With your partner(s)

Value	Label	Cases	Percentage
0	No	1174	97.3%
1	Yes	33	2.7%
Sysmiss		857	

Warning: these figures indicate the number of cases found in the data file. They cannot be interpreted as summary statistics of the population of interest.

q616_4: Travelled with brother(s)

Information	[Type= discrete] [Format=numeric] [Range= 0-1] [Missing=*]
Statistics [NW/ W]	[Valid=1207 /-] [Invalid=857 /-]
Universe	If Ego has already stayed outside Senegal
Literal question	616. You have travelled... With one or several brothers

Value	Label	Cases	Percentage
0	No	1174	97.3%
1	Yes	33	2.7%
Sysmiss		857	

Warning: these figures indicate the number of cases found in the data file. They cannot be interpreted as summary statistics of the population of interest.

q616_5: Travelled with sister(s)

Information	[Type= discrete] [Format=numeric] [Range= 0-1] [Missing=*]
Statistics [NW/ W]	[Valid=1207 /-] [Invalid=857 /-]
Universe	If Ego has already stayed outside Senegal
Literal question	616. You have travelled...

# q616_5: Travelled with sister(s)			
		With one or several sisters	
Value	Label	Cases	Percentage
0	No	1184	98.1%
1	Yes	23	1.9%
Sysmiss		857	
<i>Warning: these figures indicate the number of cases found in the data file. They cannot be interpreted as summary statistics of the population of interest.</i>			
# q616_6: Travelled with son(s)			
Information	[Type= discrete] [Format=numeric] [Range= 0-1] [Missing=*]		
Statistics [NW/ W]	[Valid=1207 /-] [Invalid=857 /-]		
Universe	If Ego has already stayed outside Senegal		
Literal question	616. You have travelled... With your son(s)		
Value	Label	Cases	Percentage
0	No	1147	95.0%
1	Yes	60	5.0%
Sysmiss		857	
<i>Warning: these figures indicate the number of cases found in the data file. They cannot be interpreted as summary statistics of the population of interest.</i>			
# q616_7: Travelled with daughter(s)			
Information	[Type= discrete] [Format=numeric] [Range= 0-1] [Missing=*]		
Statistics [NW/ W]	[Valid=1207 /-] [Invalid=857 /-]		
Universe	If Ego has already stayed outside Senegal		
Literal question	616. You have travelled... With your daughter(s)		
Value	Label	Cases	Percentage
0	No	1165	96.5%
1	Yes	42	3.5%
Sysmiss		857	
<i>Warning: these figures indicate the number of cases found in the data file. They cannot be interpreted as summary statistics of the population of interest.</i>			
# q616_8: Travelled with another relative			
Information	[Type= discrete] [Format=numeric] [Range= 0-1] [Missing=*]		
Statistics [NW/ W]	[Valid=1207 /-] [Invalid=857 /-]		
Universe	If Ego has already stayed outside Senegal		
Literal question	616. You have travelled... With another relative		
Value	Label	Cases	Percentage
0	No	1190	98.6%
1	Yes	17	1.4%
Sysmiss		857	
<i>Warning: these figures indicate the number of cases found in the data file. They cannot be interpreted as summary statistics of the population of interest.</i>			
# q616_9: Travelled with an official delegation			
Information	[Type= discrete] [Format=numeric] [Range= 0-1] [Missing=*]		
Statistics [NW/ W]	[Valid=1207 /-] [Invalid=857 /-]		
Universe	If Ego has already stayed outside Senegal		

# q616_9: Travelled with an official delegation			
Literal question	616. You have travelled... With an official delegation		
Value	Label	Cases	Percentage
0	No	1203	99.7%
1	Yes	4	0.3%
Sysmiss		857	
<i>Warning: these figures indicate the number of cases found in the data file. They cannot be interpreted as summary statistics of the population of interest.</i>			
# q616_10: Travelled with musicians, sport team			
Information	[Type= discrete] [Format=numeric] [Range= 0-1] [Missing=*]		
Statistics [NW/ W]	[Valid=1207 /-] [Invalid=857 /-]		
Universe	If Ego has already stayed outside Senegal		
Literal question	616. You have travelled... With a group of artists (musicians...), a sports team		
Value	Label	Cases	Percentage
0	No	1202	99.6%
1	Yes	5	0.4%
Sysmiss		857	
<i>Warning: these figures indicate the number of cases found in the data file. They cannot be interpreted as summary statistics of the population of interest.</i>			
# q616_11: Travelled with friend(s)			
Information	[Type= discrete] [Format=numeric] [Range= 0-1] [Missing=*]		
Statistics [NW/ W]	[Valid=1207 /-] [Invalid=857 /-]		
Universe	If Ego has already stayed outside Senegal		
Literal question	616. You have travelled... With one or several friends		
Value	Label	Cases	Percentage
0	No	1104	91.5%
1	Yes	103	8.5%
Sysmiss		857	
<i>Warning: these figures indicate the number of cases found in the data file. They cannot be interpreted as summary statistics of the population of interest.</i>			
# q616_12: Travelled with smuggler			
Information	[Type= discrete] [Format=numeric] [Range= 0-1] [Missing=*]		
Statistics [NW/ W]	[Valid=1207 /-] [Invalid=857 /-]		
Universe	If Ego has already stayed outside Senegal		
Literal question	616. You have travelled... With a smuggler		
Value	Label	Cases	Percentage
0	No	1189	98.5%
1	Yes	18	1.5%
Sysmiss		857	
<i>Warning: these figures indicate the number of cases found in the data file. They cannot be interpreted as summary statistics of the population of interest.</i>			
# q616_13: Travelled with somebody else			
Information	[Type= discrete] [Format=numeric] [Range= 0-1] [Missing=*]		
Statistics [NW/ W]	[Valid=1207 /-] [Invalid=857 /-]		

# q616_13: Travelled with somebody else			
Universe	If Ego has already stayed outside Senegal		
Literal question	616. You have travelled... With somebody else		
Value	Label	Cases	Percentage
0	No	1146	94.9%
1	Yes	61	5.1%
Sysmiss		857	
<i>Warning: these figures indicate the number of cases found in the data file. They cannot be interpreted as summary statistics of the population of interest.</i>			
# q616_NR: Travelled with no answer			
Information	[Type= discrete] [Format=numeric] [Range= 0-1] [Missing=*]		
Statistics [NW/ W]	[Valid=1207 /-] [Invalid=857 /-]		
Universe	If Ego has already stayed outside Senegal		
Literal question	616. You have travelled... No answer		
Value	Label	Cases	Percentage
0	No	1180	97.8%
1	Yes	27	2.2%
Sysmiss		857	
<i>Warning: these figures indicate the number of cases found in the data file. They cannot be interpreted as summary statistics of the population of interest.</i>			
# q616_a: Specify the other relative			
Information	[Type= discrete] [Format=character] [Missing=*]		
Statistics [NW/ W]	[Valid=16 /-] [Invalid=0 /-]		
Universe	If Ego has already stayed outside Senegal If q616_8 in 1		
Literal question	616. You have travelled... With another relative => Specify		
Value	Label	Cases	Percentage
Avec Cousin M3		1	6.2%
Beau-FreRe		1	6.2%
Cousin		1	6.2%
La SÅ'Ur De Ma Mere		1	6.2%
Lo Zio		1	6.2%
Mon Oncle		1	6.2%
Oncle		2	12.5%
Oncle Paternel		1	6.2%
Oncle Paternel Mes Freres		1	6.2%
Primo		1	6.2%
Sobrina		1	6.2%
Tante		1	6.2%
Tia De Su Padre,		1	6.2%
Un Cousin		1	6.2%
Un Oncle Paternel		1	6.2%
<i>Warning: these figures indicate the number of cases found in the data file. They cannot be interpreted as summary statistics of the population of interest.</i>			

# q616_b: Specify somebody else			
Information	[Type= discrete] [Format=character] [Missing=*/.b]		
Statistics [NW/ W]	[Valid=58 /-] [Invalid=1 /-]		
Universe	If Ego has already stayed outside Senegal If q616_13 in 1		
Literal question	616. You have travelled... With somebody else => Specify		
Value	Label	Cases	Percentage
Amico		1	1.7%
Amigos Trabajo,Barco		1	1.7%
Assistante Sociale, Militaires Guineens		1	1.7%
Autres eMigreS		1	1.7%
Avec Des Collegues Soldat		1	1.7%
Avec Des Compagnons De Voyage		1	1.7%
Avec Une Personne Que Je Ne Connaissais Pas		1	1.7%
Avec des collegues		1	1.7%
Beau-Frere		2	3.4%
Colleges Gendarme		1	1.7%
Colleges Gendarmes		2	3.4%
Collegues		1	1.7%
Collegues Militaires Mission De La Paix		2	3.4%
Conjointe De Mon Mari		1	1.7%
D'Autres Gens Comme Moi Qui Voyageaient		1	1.7%
D'Autres Soldats		1	1.7%
Des Gens Comme Moi (5 Ou 6 Personnes)		1	1.7%
Des Gens De Gaol		9	15.5%
Des Membres D'Une Association		1	1.7%
Deux Amis De Ma Soeur		1	1.7%
Durant Le Voyage J Ai		1	1.7%

q616_b: Specify somebody else

Value	Label	Cases	Percentage
Sympathise Avec Un Poular			
Employeur		1	1.7%
Employeur Et Collegues		1	1.7%
Etudiant De L'Universite De Dakar		1	1.7%
Frere D'Armee		2	3.4%
Grupo De Baile		1	1.7%
La LeGion		2	3.4%
Le Ministere Du Commerce		1	1.7%
Les Elements Du Meme Contegents		1	1.7%
Les Enfants De Son Mari		1	1.7%
Marazbou Et Eleves		1	1.7%
Mes Promotionnaires		1	1.7%
Mon Employeur		1	1.7%
Mon Patron Et Sa Famille		1	1.7%
Oncle Paternel		1	1.7%
Otras Personas Patera		1	1.7%
Paisanos		2	3.4%
Primo		2	3.4%
Responsable Du Gouvernement		1	1.7%
Tuteur D'Adoption		1	1.7%
Un Groupe De Danseurs		1	1.7%
Un Marabout Ami De Mon PeRe		1	1.7%
Une Amie De Ma MeRe		1	1.7%
.b		1	

Warning: these figures indicate the number of cases found in the data file. They cannot be interpreted as summary statistics of the population of interest.

q617: Who decided about your trip/migration

Information	[Type= discrete] [Format=character] [Missing=*/.b/.c]
Statistics [NW/ W]	[Valid=1181 /-] [Invalid=26 /-]
Definition	Family members: answers 1 to 8 Other persons: answers 9 and 10
Universe	If Ego has already stayed outside Senegal
Literal question	617. Who decided about your trip/migration? Multiple answers

q617: Who decided about your trip/migration

Post-question	If q617 only in 0 => 619 FILTER: If Ego has one or more members of his family or personal network outside Senegal => 618 OTHERWISE => 619
----------------------	---

Interviewer's instructions	Read
-----------------------------------	------

Value	Label	Cases	Percentage
0		695	58.8%
0 1		13	1.1%
0 1 2		4	0.3%
0 1 2 4		1	0.1%
0 1 2 4 5		1	0.1%
0 1 2 5		1	0.1%
0 1 2 8		1	0.1%
0 1 3 4		1	0.1%
0 1 4		2	0.2%
0 1 8		1	0.1%
0 1 9 3		1	0.1%
0 1 0		20	1.7%
0 1 0 4		1	0.1%
0 2		9	0.8%
0 2 3 4		1	0.1%
0 2 4		1	0.1%
0 3		76	6.4%
0 3 1 0		2	0.2%
0 3 4		5	0.4%
0 3 5		1	0.1%
0 3 8		1	0.1%
0 3 8 1 2		1	0.1%
0 4		14	1.2%
0 4 1		1	0.1%
0 4 3		1	0.1%
0 5		4	0.3%
0 5 3		2	0.2%
0 5 8		1	0.1%
0 7		1	0.1%
0 8		11	0.9%
0 8 1 0		1	0.1%
0 9		5	0.4%
0 9 1 0		1	0.1%
1		32	2.7%
1 0		3	0.3%
1 0 2		1	0.1%
1 2		15	1.3%
1 2 0		3	0.3%
1 2 0 9		1	0.1%
1 2 5		2	0.2%

# q617: Who decided about your trip/migration			
Value	Label	Cases	Percentage
1 2 8		1	0.1%
1 2 8 9		1	0.1%
1 3		1	0.1%
1 8		1	0.1%
10		16	1.4%
10 2		1	0.1%
2		8	0.7%
2 0		1	0.1%
2 8		1	0.1%
2 8 1		1	0.1%
3		122	10.3%
3 0		6	0.5%
3 0 4		1	0.1%
3 0 8		1	0.1%
3 2		1	0.1%
3 4		1	0.1%
3 8		2	0.2%
3 8 0		1	0.1%
4		13	1.1%
4 0 1		2	0.2%
4 5		1	0.1%
5		3	0.3%
8		12	1.0%
8 2		1	0.1%
8 2 10		1	0.1%
9		43	3.6%
.b		20	
.c		6	
<i>Warning: these figures indicate the number of cases found in the data file. They cannot be interpreted as summary statistics of the population of interest.</i>			
# q617_0: Decision alone			
Information	[Type= discrete] [Format=numeric] [Range= 0-1] [Missing=*]		
Statistics [NW/ W]	[Valid=1207 /-] [Invalid=857 /-]		
Universe	If Ego has already stayed outside Senegal		
Literal question	617. Who decided about your trip/migration? Yourself		
Value	Label	Cases	Percentage
0	No	306	25.4%
1	Yes	901	74.6%
Sysmiss		857	
<i>Warning: these figures indicate the number of cases found in the data file. They cannot be interpreted as summary statistics of the population of interest.</i>			
# q617_1: Decision father			
Information	[Type= discrete] [Format=numeric] [Range= 0-1] [Missing=*]		
Statistics [NW/ W]	[Valid=1207 /-] [Invalid=857 /-]		
Universe	If Ego has already stayed outside Senegal		

# q617_1: Decision father			
Literal question	617. Who decided about your trip/migration? Your father		
Value	Label	Cases	Percentage
0	No	1128	93.5%
1	Yes	79	6.5%
Sysmiss		857	
<i>Warning: these figures indicate the number of cases found in the data file. They cannot be interpreted as summary statistics of the population of interest.</i>			
# q617_2: Decision mother			
Information	[Type= discrete] [Format=numeric] [Range= 0-1] [Missing=*]		
Statistics [NW/ W]	[Valid=1207 /-] [Invalid=857 /-]		
Universe	If Ego has already stayed outside Senegal		
Literal question	617. Who decided about your trip/migration? Your mother		
Value	Label	Cases	Percentage
0	No	1148	95.1%
1	Yes	59	4.9%
Sysmiss		857	
<i>Warning: these figures indicate the number of cases found in the data file. They cannot be interpreted as summary statistics of the population of interest.</i>			
# q617_3: Decision partner(s)			
Information	[Type= discrete] [Format=numeric] [Range= 0-1] [Missing=*]		
Statistics [NW/ W]	[Valid=1207 /-] [Invalid=857 /-]		
Universe	If Ego has already stayed outside Senegal		
Literal question	617. Who decided about your trip/migration? Your partner		
Value	Label	Cases	Percentage
0	No	979	81.1%
1	Yes	228	18.9%
Sysmiss		857	
<i>Warning: these figures indicate the number of cases found in the data file. They cannot be interpreted as summary statistics of the population of interest.</i>			
# q617_4: Decision brother(s)			
Information	[Type= discrete] [Format=numeric] [Range= 0-1] [Missing=*]		
Statistics [NW/ W]	[Valid=1207 /-] [Invalid=857 /-]		
Universe	If Ego has already stayed outside Senegal		
Literal question	617. Who decided about your trip/migration? One or several brothers		
Value	Label	Cases	Percentage
0	No	1160	96.1%
1	Yes	47	3.9%
Sysmiss		857	
<i>Warning: these figures indicate the number of cases found in the data file. They cannot be interpreted as summary statistics of the population of interest.</i>			
# q617_5: Decision sister(s)			
Information	[Type= discrete] [Format=numeric] [Range= 0-1] [Missing=*]		
Statistics [NW/ W]	[Valid=1207 /-] [Invalid=857 /-]		

# q617_5: Decision sister(s)			
Universe	If Ego has already stayed outside Senegal		
Literal question	617. Who decided about your trip/migration? One or several sisters		
Value	Label	Cases	Percentage
0	No	1191	98.7%
1	Yes	16	1.3%
Sysmiss		857	
<i>Warning: these figures indicate the number of cases found in the data file. They cannot be interpreted as summary statistics of the population of interest.</i>			
# q617_6: Decision son(s)			
Information	[Type= discrete] [Format=numeric] [Range= 0-1] [Missing=*]		
Statistics [NW/ W]	[Valid=1207 /-] [Invalid=857 /-]		
Universe	If Ego has already stayed outside Senegal		
Literal question	617. Who decided about your trip/migration? One or several of your son(s)		
Value	Label	Cases	Percentage
0	No	1207	100.0%
1	Yes	0	
Sysmiss		857	
<i>Warning: these figures indicate the number of cases found in the data file. They cannot be interpreted as summary statistics of the population of interest.</i>			
# q617_7: Decision daughter(s)			
Information	[Type= discrete] [Format=numeric] [Range= 0-1] [Missing=*]		
Statistics [NW/ W]	[Valid=1207 /-] [Invalid=857 /-]		
Universe	If Ego has already stayed outside Senegal		
Literal question	617. Who decided about your trip/migration? One or several of your daughter(s)		
Value	Label	Cases	Percentage
0	No	1206	99.9%
1	Yes	1	0.1%
Sysmiss		857	
<i>Warning: these figures indicate the number of cases found in the data file. They cannot be interpreted as summary statistics of the population of interest.</i>			
# q617_8: Decision another relative			
Information	[Type= discrete] [Format=numeric] [Range= 0-1] [Missing=*]		
Statistics [NW/ W]	[Valid=1207 /-] [Invalid=857 /-]		
Universe	If Ego has already stayed outside Senegal		
Literal question	617. Who decided about your trip/migration? Another relative		
Value	Label	Cases	Percentage
0	No	1167	96.7%
1	Yes	40	3.3%
Sysmiss		857	
<i>Warning: these figures indicate the number of cases found in the data file. They cannot be interpreted as summary statistics of the population of interest.</i>			
# q617_9: Decision employer			
Information	[Type= discrete] [Format=numeric] [Range= 0-1] [Missing=*]		

# q617_9: Decision employer			
Statistics [NW/ W]		[Valid=1207 /-] [Invalid=857 /-]	
Universe		If Ego has already stayed outside Senegal	
Literal question		617. Who decided about your trip/migration? Your employer	
Value	Label	Cases	Percentage
0	No	1155	95.7%
1	Yes	52	4.3%
Sysmiss		857	
<i>Warning: these figures indicate the number of cases found in the data file. They cannot be interpreted as summary statistics of the population of interest.</i>			

# q617_10: Decision other			
Information	[Type= discrete] [Format=numeric] [Range= 0-1] [Missing=*]		
Statistics [NW/ W]	[Valid=1207 /-] [Invalid=857 /-]		
Universe	If Ego has already stayed outside Senegal		
Literal question	617. Who decided about your trip/migration? Other		
Value	Label	Cases	Percentage
0	No	1164	96.4%
1	Yes	43	3.6%
Sysmiss		857	
<i>Warning: these figures indicate the number of cases found in the data file. They cannot be interpreted as summary statistics of the population of interest.</i>			
# q617_NR: Decision no answer			
Information	[Type= discrete] [Format=numeric] [Range= 0-1] [Missing=*]		
Statistics [NW/ W]	[Valid=1206 /-] [Invalid=858 /-]		
Universe	If Ego has already stayed outside Senegal		
Literal question	617. Who decided about your trip/migration? No answer		
Value	Label	Cases	Percentage
0	No	1180	97.8%
1	Yes	26	2.2%
Sysmiss		858	
<i>Warning: these figures indicate the number of cases found in the data file. They cannot be interpreted as summary statistics of the population of interest.</i>			
# q617_a: Specify the decision by other relative			
Information	[Type= discrete] [Format=character] [Missing=*]		
Statistics [NW/ W]	[Valid=42 /-] [Invalid=0 /-]		
Universe	If Ego has already stayed outside Senegal If q617_8 in 1		
Literal question	617. Who decided about your trip/migration? Another relative => Specify		
Value	Label	Cases	Percentage
Ami		4	9.5%
Amico		4	9.5%
Amie		1	2.4%
Amis		1	2.4%
Amis Musiciens		1	2.4%
Belle Mere		1	2.4%
Des Amis		1	2.4%
Etat		1	2.4%
L Etat Du Senegal		1	2.4%
L'Amie De Ma MeRe		1	2.4%
La Prima Moglie		1	2.4%
Le Gouvernement Francais		1	2.4%

# q617_a: Specify the decision by other relative			
Value	Label	Cases	Percentage
Le Service Ou Travaillait Mon Pere		1	2.4%
M14		1	2.4%
Mes Professeurs		1	2.4%
Mes Superieurs Hierarchiques		3	7.1%
Mon Ami		4	9.5%
Mon Ami Diop		1	2.4%
Mon Ami Et Sa Copine		1	2.4%
Mon Amie		2	4.8%
Mon Chef		1	2.4%
Ong		1	2.4%
Otaurite Allemande		1	2.4%
Su Familia		1	2.4%
Un Ami		1	2.4%
Un Mio Amico		2	4.8%
Universite		1	2.4%
eQuipe Nationale		1	2.4%
eTat SeNeGalais, Bourse PreSidentielle		1	2.4%

Warning: these figures indicate the number of cases found in the data file. They cannot be interpreted as summary statistics of the population of interest.

# q618: Decision: Are they people who lived outside Senegal and whom we talked about before?	
Information	[Type= discrete] [Format=numeric] [Range= 0-2147483624] [Missing=*]
Statistics [NW/ W]	[Valid=463 /-] [Invalid=1601 /-]
Universe	If Ego has already stayed outside Senegal If q617 not in 0 If Ego has one or more members of his family or personal network outside Senegal
Literal question	618. Are the people you just mentioned, people who lived outside Senegal and whom we talked about before?
Interviewer's instructions	If yes, write down the Migrant Code given in the AGEVEN Column 4

Value	Label	Cases	Percentage
0	No	136	29.4%
1	Yes	327	70.6%
Sysmiss		1601	

Warning: these figures indicate the number of cases found in the data file. They cannot be interpreted as summary statistics of the population of interest.

# q618_a: Decision: Migrant code 1	
Information	[Type= discrete] [Format=numeric] [Range= 1-14] [Missing=*]
Statistics [NW/ W]	[Valid=327 /-] [Invalid=1737 /-]
Universe	If Ego has already stayed outside Senegal If q617 not in 0 If Ego has one or more members of his family or personal network outside Senegal If q618 in 1
Literal question	618. Are the people you just mentioned, people who lived outside Senegal and whom we talked about before?

# q618_a: Decision: Migrant code 1			
	Migrant code 1		
Interviewer's instructions	If yes, write down the Migrant Code given in the AGEVEN Column 4		
Value	Label	Cases	Percentage
1		181	55.4%
2		54	16.5%
3		35	10.7%
4		16	4.9%
5		10	3.1%
6		13	4.0%
7		5	1.5%
8		6	1.8%
9		1	0.3%
10		1	0.3%
11		2	0.6%
13		1	0.3%
14		2	0.6%
Sysmiss		1737	
<i>Warning: these figures indicate the number of cases found in the data file. They cannot be interpreted as summary statistics of the population of interest.</i>			
# q618_b: Decision: Migrant code 2			
Information	[Type= discrete] [Format=numeric] [Range= 1-11] [Missing=*]		
Statistics [NW/ W]	[Valid=25 /-] [Invalid=2039 /-]		
Universe	If Ego has already stayed outside Senegal If q617 not in 0 If Ego has one or more members of his family or personal network outside Senegal If q618 in 1		
Literal question	618. Are the people you just mentioned, people who lived outside Senegal and whom we talked about before? Migrant code 2		
Interviewer's instructions	If yes, write down the Migrant Code given in the AGEVEN Column 4		
Value	Label	Cases	Percentage
1		1	4.0%
2		13	52.0%
3		8	32.0%
4		1	4.0%
5		1	4.0%
11		1	4.0%
Sysmiss		2039	
<i>Warning: these figures indicate the number of cases found in the data file. They cannot be interpreted as summary statistics of the population of interest.</i>			
# q618_c: Decision: Migrant code 3			
Information	[Type= discrete] [Format=numeric] [Range= 1-5] [Missing=*]		
Statistics [NW/ W]	[Valid=7 /-] [Invalid=2057 /-]		
Universe	If Ego has already stayed outside Senegal If q617 not in 0 If Ego has one or more members of his family or personal network outside Senegal If q618 in 1		
Literal question	618. Are the people you just mentioned, people who lived outside Senegal and whom we talked about before? Migrant code 3		

# q618_c: Decision: Migrant code 3			
Interviewer's instructions		If yes, write down the Migrant Code given in the AGEVEN Column 4	
Value	Label	Cases	Percentage
1		1	14.3%
3		3	42.9%
4		2	28.6%
5		1	14.3%
Sysmiss		2057	
<i>Warning: these figures indicate the number of cases found in the data file. They cannot be interpreted as summary statistics of the population of interest.</i>			
# q618_d: Decision: Migrant code 4			
Information		[Type= discrete] [Format=numeric] [Range= 1-4] [Missing=*]	
Statistics [NW/ W]		[Valid=2 /-] [Invalid=2062 /-]	
Universe		If Ego has already stayed outside Senegal If q617 not in 0 If Ego has one or more members of his family or personal network outside Senegal If q618 in 1	
Literal question		618. Are the people you just mentioned, people who lived outside Senegal and whom we talked about before? Migrant code 4	
Interviewer's instructions		If yes, write down the Migrant Code given in the AGEVEN Column 4	
Value	Label	Cases	Percentage
1		1	50.0%
4		1	50.0%
Sysmiss		2062	
<i>Warning: these figures indicate the number of cases found in the data file. They cannot be interpreted as summary statistics of the population of interest.</i>			
# q619: Who contributed to finance your migration			
Information		[Type= discrete] [Format=character] [Missing=*/.a/.b/.c]	
Statistics [NW/ W]		[Valid=1154 /-] [Invalid=47 /-]	
Definition		Family members: answers 1 to 8 Other persons: answers 9 to 12	
Universe		If Ego has already stayed outside Senegal	
Literal question		619. And who contributed to finance your migration? Multiple answers	
Post-question		If q619 only in 0 => 621 FILTER : If Ego has one or more members of his family or personal network outside Senegal => 620 OTHERWISE => 621	
Interviewer's instructions		Read	
Value	Label	Cases	Percentage
0		511	44.3%
0 1		14	1.2%
0 1 10		3	0.3%
0 1 2		1	0.1%
0 1 4		4	0.3%
0 10		10	0.9%
0 12		2	0.2%
0 12 4		1	0.1%
0 2		6	0.5%

q619: Who contributed to finance your migration

Value	Label	Cases	Percentage
0 2 4		2	0.2%
0 3		26	2.3%
0 4		17	1.5%
0 4 3		2	0.2%
0 4 8		1	0.1%
0 5		5	0.4%
0 5 8		2	0.2%
0 7		1	0.1%
0 8		4	0.3%
0 9		2	0.2%
1		83	7.2%
1 0		5	0.4%
1 1 0		1	0.1%
1 1 2		1	0.1%
1 2		24	2.1%
1 2 0		1	0.1%
1 2 1 0		1	0.1%
1 2 3		1	0.1%
1 2 4		2	0.2%
1 2 8		3	0.3%
1 2 8 9		1	0.1%
1 3		3	0.3%
1 4		4	0.3%
1 4 0		1	0.1%
1 4 2		1	0.1%
1 8		4	0.3%
1 9		1	0.1%
10		11	1.0%
12		23	2.0%
12 1		1	0.1%
12 2		1	0.1%
2		30	2.6%
2 1		1	0.1%
2 1 8		1	0.1%
2 3		1	0.1%
2 4 8		1	0.1%
2 5		2	0.2%
2 9		1	0.1%
3		173	15.0%
3 0		1	0.1%
3 2		1	0.1%
3 4		1	0.1%
3 5		1	0.1%
4		25	2.2%
4 0		3	0.3%

# q619: Who contributed to finance your migration			
Value	Label	Cases	Percentage
4 10		9	0.8%
4 5		1	0.1%
4 5 0		1	0.1%
4 8		1	0.1%
5		15	1.3%
5 8		1	0.1%
8		35	3.0%
8 4		1	0.1%
9		61	5.3%
.a		1	
.b		33	
.c		13	
<i>Warning: these figures indicate the number of cases found in the data file. They cannot be interpreted as summary statistics of the population of interest.</i>			
# q619_0: Finance alone			
Information	[Type= discrete] [Format=numeric] [Range= 0-1] [Missing=*]		
Statistics [NW/ W]	[Valid=1200 /-] [Invalid=864 /-]		
Universe	If Ego has already stayed outside Senegal		
Literal question	619. And who contributed to finance your migration? Yourself		
Value	Label	Cases	Percentage
0	No	574	47.8%
1	Yes	626	52.2%
Sysmiss		864	
<i>Warning: these figures indicate the number of cases found in the data file. They cannot be interpreted as summary statistics of the population of interest.</i>			
# q619_1: Finance from father			
Information	[Type= discrete] [Format=numeric] [Range= 0-1] [Missing=*]		
Statistics [NW/ W]	[Valid=1201 /-] [Invalid=863 /-]		
Universe	If Ego has already stayed outside Senegal		
Literal question	619. And who contributed to finance your migration? Your father		
Value	Label	Cases	Percentage
0	No	1123	93.5%
1	Yes	78	6.5%
Sysmiss		863	
<i>Warning: these figures indicate the number of cases found in the data file. They cannot be interpreted as summary statistics of the population of interest.</i>			
# q619_2: Finance from mother			
Information	[Type= discrete] [Format=numeric] [Range= 0-1] [Missing=*]		
Statistics [NW/ W]	[Valid=1201 /-] [Invalid=863 /-]		
Universe	If Ego has already stayed outside Senegal		
Literal question	619. And who contributed to finance your migration? Your mother		
Value	Label	Cases	Percentage
0	No	1119	93.2%

# q619_2: Finance from mother			
Value	Label	Cases	Percentage
1	Yes	82	6.8%
Systemmiss		863	
<i>Warning: these figures indicate the number of cases found in the data file. They cannot be interpreted as summary statistics of the population of interest.</i>			
# q619_3: Finance from partner(s)			
Information	[Type= discrete] [Format=numeric] [Range= 0-1] [Missing=*]		
Statistics [NW/ W]	[Valid=1201 /-] [Invalid=863 /-]		
Universe	If Ego has already stayed outside Senegal		
Literal question	619. And who contributed to finance your migration? Your partner		
Value	Label	Cases	Percentage
0	No	991	82.5%
1	Yes	210	17.5%
Systemmiss		863	
<i>Warning: these figures indicate the number of cases found in the data file. They cannot be interpreted as summary statistics of the population of interest.</i>			
# q619_4: Finance from brother(s)			
Information	[Type= discrete] [Format=numeric] [Range= 0-1] [Missing=*]		
Statistics [NW/ W]	[Valid=1201 /-] [Invalid=863 /-]		
Universe	If Ego has already stayed outside Senegal		
Literal question	619. And who contributed to finance your migration? One or several brothers		
Value	Label	Cases	Percentage
0	No	1123	93.5%
1	Yes	78	6.5%
Systemmiss		863	
<i>Warning: these figures indicate the number of cases found in the data file. They cannot be interpreted as summary statistics of the population of interest.</i>			
# q619_5: Finance from sister(s)			
Information	[Type= discrete] [Format=numeric] [Range= 0-1] [Missing=*]		
Statistics [NW/ W]	[Valid=1201 /-] [Invalid=863 /-]		
Universe	If Ego has already stayed outside Senegal		
Literal question	619. And who contributed to finance your migration? One or several sisters		
Value	Label	Cases	Percentage
0	No	1173	97.7%
1	Yes	28	2.3%
Systemmiss		863	
<i>Warning: these figures indicate the number of cases found in the data file. They cannot be interpreted as summary statistics of the population of interest.</i>			
# q619_6: Finance from son(s)			
Information	[Type= discrete] [Format=numeric] [Range= 0-1] [Missing=*]		
Statistics [NW/ W]	[Valid=1201 /-] [Invalid=863 /-]		
Universe	If Ego has already stayed outside Senegal		
Literal question	619. And who contributed to finance your migration? One or several of your son(s)		

# q619_6: Finance from son(s)			
Value	Label	Cases	Percentage
0	No	1201	100.0%
1	Yes	0	
Sysmiss		863	
<i>Warning: these figures indicate the number of cases found in the data file. They cannot be interpreted as summary statistics of the population of interest.</i>			
# q619_7: Finance from daughter(s)			
Information	[Type= discrete] [Format=numeric] [Range= 0-1] [Missing=*]		
Statistics [NW/ W]	[Valid=1201 /-] [Invalid=863 /-]		
Universe	If Ego has already stayed outside Senegal		
Literal question	619. And who contributed to finance your migration? One or several of your daughter(s)		
Value	Label	Cases	Percentage
0	No	1200	99.9%
1	Yes	1	0.1%
Sysmiss		863	
<i>Warning: these figures indicate the number of cases found in the data file. They cannot be interpreted as summary statistics of the population of interest.</i>			
# q619_8: Finance from another relative			
Information	[Type= discrete] [Format=numeric] [Range= 0-1] [Missing=*]		
Statistics [NW/ W]	[Valid=1201 /-] [Invalid=863 /-]		
Universe	If Ego has already stayed outside Senegal		
Literal question	619. And who contributed to finance your migration? Another relative		
Value	Label	Cases	Percentage
0	No	1146	95.4%
1	Yes	55	4.6%
Sysmiss		863	
<i>Warning: these figures indicate the number of cases found in the data file. They cannot be interpreted as summary statistics of the population of interest.</i>			
# q619_9: Finance from employer/school/university			
Information	[Type= discrete] [Format=numeric] [Range= 0-1] [Missing=*]		
Statistics [NW/ W]	[Valid=1201 /-] [Invalid=863 /-]		
Universe	If Ego has already stayed outside Senegal		
Literal question	619. And who contributed to finance your migration? Your employer, school, university, a funding body		
Value	Label	Cases	Percentage
0	No	1135	94.5%
1	Yes	66	5.5%
Sysmiss		863	
<i>Warning: these figures indicate the number of cases found in the data file. They cannot be interpreted as summary statistics of the population of interest.</i>			
# q619_10: Finance from friend(s)			
Information	[Type= discrete] [Format=numeric] [Range= 0-1] [Missing=*]		
Statistics [NW/ W]	[Valid=1201 /-] [Invalid=863 /-]		
Universe	If Ego has already stayed outside Senegal		
Literal question	619. And who contributed to finance your migration?		

# q619_10: Finance from friend(s)			
		A friend	
Value	Label	Cases	Percentage
0	No	1166	97.1%
1	Yes	35	2.9%
Sysmiss		863	
<i>Warning: these figures indicate the number of cases found in the data file. They cannot be interpreted as summary statistics of the population of interest.</i>			
# q619_11: Finance from a marabout			
Information	[Type= discrete] [Format=numeric] [Range= 0-1] [Missing=*]		
Statistics [NW/ W]	[Valid=1201 /-] [Invalid=863 /-]		
Universe	If Ego has already stayed outside Senegal		
Literal question	619. And who contributed to finance your migration? A marabout		
Value	Label	Cases	Percentage
0	No	1201	100.0%
1	Yes	0	
Sysmiss		863	
<i>Warning: these figures indicate the number of cases found in the data file. They cannot be interpreted as summary statistics of the population of interest.</i>			
# q619_12: Finance from somebody else			
Information	[Type= discrete] [Format=numeric] [Range= 0-1] [Missing=*]		
Statistics [NW/ W]	[Valid=1201 /-] [Invalid=863 /-]		
Universe	If Ego has already stayed outside Senegal		
Literal question	619. And who contributed to finance your migration? Somebody else		
Value	Label	Cases	Percentage
0	No	1172	97.6%
1	Yes	29	2.4%
Sysmiss		863	
<i>Warning: these figures indicate the number of cases found in the data file. They cannot be interpreted as summary statistics of the population of interest.</i>			
# q619_NR: Finance from no answer			
Information	[Type= discrete] [Format=numeric] [Range= 0-1] [Missing=*]		
Statistics [NW/ W]	[Valid=1201 /-] [Invalid=863 /-]		
Universe	If Ego has already stayed outside Senegal		
Literal question	619. And who contributed to finance your migration? No answer		
Value	Label	Cases	Percentage
0	No	1154	96.1%
1	Yes	47	3.9%
Sysmiss		863	
<i>Warning: these figures indicate the number of cases found in the data file. They cannot be interpreted as summary statistics of the population of interest.</i>			
# q619_a: Specify the finance from other relative			
Information	[Type= discrete] [Format=character] [Missing=*.b/.c]		
Statistics [NW/ W]	[Valid=48 /-] [Invalid=5 /-]		
Universe	If Ego has already stayed outside Senegal If q619_8 in 1		

q619_a: Specify the finance from other relative

Literal question 619. And who contributed to finance your migration?
Another relative => Specify

Value	Label	Cases	Percentage
"Mon Cousin", Mon Oncle		1	2.1%
"Oncle"		1	2.1%
Abuelo		1	2.1%
Amico		1	2.1%
Beau Frere		2	4.2%
Beau Frere Guineen		1	2.1%
Beau-PeRe		1	2.1%
Beaux Parents		2	4.2%
Belle Mere		1	2.1%
Cousin		3	6.2%
Grand-MeRe Maternelle		1	2.1%
M3		1	2.1%
Ma Grand Mere		1	2.1%
Mon Oncle		1	2.1%
Mon Oncle Paternel		1	2.1%
Mon Petit FreRe		1	2.1%
Oncle		8	16.7%
Oncle Et Tante		1	2.1%
Oncle Paternel		3	6.2%
Prima		1	2.1%
Prima Senegal		1	2.1%
Primo		1	2.1%
Su Primo		2	4.2%
Su Tio De Senegal		1	2.1%
Su Tio Que Es Como Su Padre		1	2.1%
SÅ"Ur Ainee De Mon Ami		1	2.1%
Tio		3	6.2%
Un Cousin		1	2.1%
Un Tio		1	2.1%
Un Tio Se Lo Pago		1	2.1%
Zio		2	4.2%
.b		2	
.c		3	


















Warning: these figures indicate the number of cases found in the data file. They cannot be interpreted as summary statistics of the population of interest.









q619_b: Specify the finance from somebody else

Information [Type= discrete] [Format=character] [Missing=*/.b]

Statistics [NW/ W] [Valid=15 /-] [Invalid=1 /-]

# q619_b: Specify the finance from somebody else			
Universe	If Ego has already stayed outside Senegal If q619_12 in 1		
Literal question	619. And who contributed to finance your migration? Somebody else => Specify		
Value	Label	Cases	Percentage
Bourse D'Etude		1	6.7%
Cruz Roja		1	6.7%
Familia		1	6.7%
Gouvernement Du Japon		1	6.7%
Gouvernement Du SeNeGal		1	6.7%
Grupo De Baile		1	6.7%
L'Amie De Ma MeRe		1	6.7%
L'Etat		1	6.7%
L'Etat Par Sa Bourse		1	6.7%
L'Etat a Travers La Bourse		1	6.7%
L'Organisme Qui M'Avait Octroye La Bourse		1	6.7%
Le Gouvernement		1	6.7%
Manager		1	6.7%
Passeur		1	6.7%
eTat SeNeGalais		1	6.7%
.b		1	
<i>Warning: these figures indicate the number of cases found in the data file. They cannot be interpreted as summary statistics of the population of interest.</i>			
# q620: Finance: Are they people who lived outside Senegal and whom we talked about before?			
Information	[Type= discrete] [Format=numeric] [Range= 0-1] [Missing=*]		
Statistics [NW/ W]	[Valid=593 /-] [Invalid=1471 /-]		
Universe	If Ego has already stayed outside Senegal If q619 not in 0 If Ego has one or more members of his family or personal network outside Senegal		
Literal question	620. Are the people you just mentioned people who lived outside Senegal and whom we talked about before?		
Interviewer's instructions	If yes, write down the Migrant Code given in AGEVEN Column 4		
Value	Label	Cases	Percentage
0	No	208	35.1%
1	Yes	385	64.9%
Sysmiss		1471	
<i>Warning: these figures indicate the number of cases found in the data file. They cannot be interpreted as summary statistics of the population of interest.</i>			
# q620_a: Finance: Migrant code 1			
Information	[Type= discrete] [Format=numeric] [Range= 1-14] [Missing=*]		
Statistics [NW/ W]	[Valid=386 /-] [Invalid=1678 /-]		
Universe	If Ego has already stayed outside Senegal If q619 not in 0 If Ego has one or more members of his family or personal network outside Senegal		

# q620_a: Finance: Migrant code 1			
	If q620 in 1		
Literal question	620. Are the people you just mentioned people who lived outside Senegal and whom we talked about before? Migrant code 1		
Interviewer's instructions	If yes, write down the Migrant Code given in AGEVEN Column 4		
Value	Label	Cases	Percentage
1		219	 56.7%
2		65	 16.8%
3		35	 9.1%
4		19	 4.9%
5		12	 3.1%
6		20	 5.2%
7		6	 1.6%
8		5	 1.3%
9		1	 0.3%
10		1	 0.3%
11		2	 0.5%
14		1	 0.3%
Sysmiss		1678	
<i>Warning: these figures indicate the number of cases found in the data file. They cannot be interpreted as summary statistics of the population of interest.</i>			
# q620_b: Finance: Migrant code 2			
Information	[Type= discrete] [Format=numeric] [Range= 1-8] [Missing=*]		
Statistics [NW/ W]	[Valid=26 /-] [Invalid=2038 /-]		
Universe	If Ego has already stayed outside Senegal If q619 not in 0 If Ego has one or more members of his family or personal network outside Senegal If q620 in 1		
Literal question	620. Are the people you just mentioned people who lived outside Senegal and whom we talked about before? Migrant code 2		
Interviewer's instructions	If yes, write down the Migrant Code given in AGEVEN Column 4		
Value	Label	Cases	Percentage
1		2	 7.7%
2		16	 61.5%
3		6	 23.1%
7		1	 3.8%
8		1	 3.8%
Sysmiss		2038	
<i>Warning: these figures indicate the number of cases found in the data file. They cannot be interpreted as summary statistics of the population of interest.</i>			
# q620_c: Finance: Migrant code 3			
Information	[Type= discrete] [Format=numeric] [Range= 1-3] [Missing=*]		
Statistics [NW/ W]	[Valid=2 /-] [Invalid=2062 /-]		
Universe	If Ego has already stayed outside Senegal If q619 not in 0 If Ego has one or more members of his family or personal network outside Senegal If q620 in 1		
Literal question	620. Are the people you just mentioned people who lived outside Senegal and whom we talked about before? Migrant code 3		
Interviewer's instructions	If yes, write down the Migrant Code given in AGEVEN Column 4		

# q620_c: Finance: Migrant code 3			
Value	Label	Cases	Percentage
1		1	 50.0%
3		1	 50.0%
Sysmiss		2062	
<i>Warning: these figures indicate the number of cases found in the data file. They cannot be interpreted as summary statistics of the population of interest.</i>			
# q620_d: Finance: Migrant code 4			
Information	[Type= discrete] [Format=numeric] [Range= 1-1] [Missing=*]		
Statistics [NW/ W]	[Valid=1 /-] [Invalid=2063 /-]		
Universe	If Ego has already stayed outside Senegal If q619 not in 0 If Ego has one or more members of his family or personal network outside Senegal If q620 in 1		
Literal question	620. Are the people you just mentioned people who lived outside Senegal and whom we talked about before? Migrant code 4		
Interviewer's instructions	If yes, write down the Migrant Code given in AGEVEN Column 4		
Value	Label	Cases	Percentage
1		1	 100.0%
Sysmiss		2063	
<i>Warning: these figures indicate the number of cases found in the data file. They cannot be interpreted as summary statistics of the population of interest.</i>			
# q621: Able to speak the official language			
Information	[Type= discrete] [Format=numeric] [Range= 1-3] [Missing=*]		
Statistics [NW/ W]	[Valid=1175 /-] [Invalid=889 /-]		
Universe	If Ego has already stayed outside Senegal		
Literal question	621. When you arrived in "country of stay", would you say that you were able to speak the official language...		
Post-question	FILTER: If it is a SHORT STAY, of less than a year (606 = 1 or 2) => Go to next column Otherwise => 622		
Value	Label	Cases	Percentage
1	Without any difficulty	466	 39.7%
2	With some difficulty	291	 24.8%
3	Not at all	418	 35.6%
Sysmiss		889	
<i>Warning: these figures indicate the number of cases found in the data file. They cannot be interpreted as summary statistics of the population of interest.</i>			
# q622: Language course			
Information	[Type= discrete] [Format=numeric] [Range= 0-1] [Missing=*]		
Statistics [NW/ W]	[Valid=928 /-] [Invalid=1136 /-]		
Universe	If Ego has already stayed outside Senegal If it is NOT a SHORT STAY, of less than a year		
Literal question	622. Did you follow any language course to improve your proficiency of the official language during your stay in this country?		
Post-question	FILTER: If Ego has no child => 624 Otherwise => 623		
Value	Label	Cases	Percentage
0	No	734	 79.1%
1	Yes	194	 20.9%
Sysmiss		1136	

# q622: Language course			
<i>Warning: these figures indicate the number of cases found in the data file. They cannot be interpreted as summary statistics of the population of interest.</i>			
# q623: Did any of your children receive state education			
Information	[Type= discrete] [Format=numeric] [Range= 0-1] [Missing=*]		
Statistics [NW/ W]	[Valid=689 /-] [Invalid=1375 /-]		
Universe	If Ego has already stayed outside Senegal If it is NOT a SHORT STAY, of less than a year If Ego has at least one child		
Literal question	623. Did any of your children receive state/public education during your stay in "country of stay"?		
Value	Label	Cases	Percentage
0	No	488	70.8%
1	Yes	201	29.2%
Sysmiss		1375	
<i>Warning: these figures indicate the number of cases found in the data file. They cannot be interpreted as summary statistics of the population of interest.</i>			
# q624: Did you or a member of your family receive subsidized health care			
Information	[Type= discrete] [Format=numeric] [Range= 0-1] [Missing=*]		
Statistics [NW/ W]	[Valid=915 /-] [Invalid=1149 /-]		
Universe	If Ego has already stayed outside Senegal If it is NOT a SHORT STAY, of less than a year		
Literal question	624. Did you or a member of your family receive subsidized health care?		
Value	Label	Cases	Percentage
0	No	538	58.8%
1	Yes	377	41.2%
Sysmiss		1149	
<i>Warning: these figures indicate the number of cases found in the data file. They cannot be interpreted as summary statistics of the population of interest.</i>			
# q625: Monetary or in-kind donations to help the inhabitants			
Information	[Type= discrete] [Format=numeric] [Range= 0-1] [Missing=*]		
Statistics [NW/ W]	[Valid=927 /-] [Invalid=1137 /-]		
Universe	If Ego has already stayed outside Senegal If it is NOT a SHORT STAY, of less than a year		
Literal question	625. While you lived in "country of stay", did you make any monetary or in-kind donations to help the inhabitants of one or several villages / towns in Senegal, e.g. to build facilities or to help buying medicines or seeds...?		
Post-question	If q625 in 0 => Go to next stay		
Value	Label	Cases	Percentage
0	No	822	88.7%
1	Yes	105	11.3%
Sysmiss		1137	
<i>Warning: these figures indicate the number of cases found in the data file. They cannot be interpreted as summary statistics of the population of interest.</i>			
# q626_1: Village/town 1			
Information	[Type= discrete] [Format=character] [Missing=*.a/.b/.c]		
Statistics [NW/ W]	[Valid=103 /-] [Invalid=5 /-]		
Universe	If Ego has already stayed outside Senegal If it is NOT a SHORT STAY, of less than a year If q625 in 1		
Literal question	626. For which villages / towns did you make the donations? Please indicate if there are several. Village/town 1		

q626_1: Village/town 1

Interviewer's instructions Note response in plain text and in CAPITAL letters

Value	Label	Cases	Percentage
Agnam Goly		1	1.0%
Bodi		1	1.0%
Boudhiemar		1	1.0%
Camba		1	1.0%
Camberene		1	1.0%
Dabia		1	1.0%
Dakar		12	11.7%
Diakhanor		1	1.0%
Diass		1	1.0%
Diatacounda		1	1.0%
Diendieme		1	1.0%
Diolla		1	1.0%
Dioude Diabe		1	1.0%
Fouta		1	1.0%
Gambie		1	1.0%
Gaol		1	1.0%
Golmi		1	1.0%
Grand Yoff		1	1.0%
Isola Betemei		1	1.0%
Isola Saloum		1	1.0%
Joal-Fadiouth		1	1.0%
Kabendou		1	1.0%
Kaffrine		1	1.0%
Kagnobo		1	1.0%
Kanel		1	1.0%
Kaolack		3	2.9%
Kedougou		2	1.9%
Keur Baba		1	1.0%
Keur Massar		1	1.0%
Keur Mousseu (Keur Moussa)		1	1.0%
Khombole		1	1.0%
Kidira		1	1.0%
Lansar		1	1.0%
Leona		1	1.0%
Louga		5	4.9%
Malem Hoddar		1	1.0%
Mampalago		1	1.0%
Mar-Lothie		1	1.0%
Mbaro		2	1.9%
Mbour		1	1.0%
Medina Buandifa		1	1.0%
Medina Gounass		1	1.0%

# q626_1: Village/town 1			
Value	Label	Cases	Percentage
Missirah		1	1.0%
Monthy		1	1.0%
Mouderi		1	1.0%
Moure		1	1.0%
Ngor		1	1.0%
Nguidilla		3	2.9%
Niangana		1	1.0%
Niomre Lo		1	1.0%
Palmarin		1	1.0%
Passy		1	1.0%
Pikine		2	1.9%
Podor		2	1.9%
Poupomgue		1	1.0%
Rufisque		2	1.9%
Saint - Louis		4	3.9%
Saraya		1	1.0%
Sibicouroto I		1	1.0%
Sinthiou		1	1.0%
Taiba Ndioufene		1	1.0%
Tamba		1	1.0%
Thiaroye		1	1.0%
Thiemping		1	1.0%
Thilogne		5	4.9%
Touba		2	1.9%
Touba Mosquee		1	1.0%
Velingara		1	1.0%
Verma		1	1.0%
Wakilare Kayel		1	1.0%
Yaral		1	1.0%
.a		1	
.b		1	
.c		3	
<i>Warning: these figures indicate the number of cases found in the data file. They cannot be interpreted as summary statistics of the population of interest.</i>			
# q626_2: Village/town 2			
Information	[Type= discrete] [Format=character] [Missing=*/.a]		
Statistics [NW/ W]	[Valid=20 /-] [Invalid=1 /-]		
Universe	If Ego has already stayed outside Senegal If it is NOT a SHORT STAY, of less than a year If q625 in 1		
Literal question	626. For which villages / towns did you make the donations? Please indicate if there are several. Village/town 2		
Interviewer's instructions	Note response in plain text and in CAPITAL letters		
Value	Label	Cases	Percentage
Bakel		1	5.0%
Bargny		1	5.0%

q626_2: Village/town 2

Value	Label	Cases	Percentage
Dakar		2	10.0%
Diadji		3	15.0%
Gaol		1	5.0%
Guinguineo		1	5.0%
Joal		1	5.0%
Mbour		1	5.0%
N Doffane		1	5.0%
Niafor Douma		1	5.0%
Saridi Ain		1	5.0%
Senegal		1	5.0%
Sokone		2	10.0%
Taiba		1	5.0%
Tchilone		1	5.0%
Tiaroye		1	5.0%
.a		1	

Warning: these figures indicate the number of cases found in the data file. They cannot be interpreted as summary statistics of the population of interest.

q626_3: Village/town 3

Information	[Type= discrete] [Format=character] [Missing=*.a]
Statistics [NW/ W]	[Valid=10 /-] [Invalid=1 /-]
Universe	If Ego has already stayed outside Senegal If it is NOT a SHORT STAY, of less than a year If q625 in 1
Literal question	626. For which villages / towns did you make the donations? Please indicate if there are several. Village/town 3
Interviewer's instructions	Note response in plain text and in CAPITAL letters

Value	Label	Cases	Percentage
Dandou		1	10.0%
Diourbel		2	20.0%
Guiraye		1	10.0%
Keur Moumar Son		1	10.0%
Koki		3	30.0%
Oourossogui		1	10.0%
Reubesse		1	10.0%
.a		1	

Warning: these figures indicate the number of cases found in the data file. They cannot be interpreted as summary statistics of the population of interest.

q627_1: District of these villages/towns 1

Information	[Type= discrete] [Format=numeric] [Range= 101-2147483624] [Missing=*]
Statistics [NW/ W]	[Valid=97 /-] [Invalid=1967 /-]
Universe	If Ego has already stayed outside Senegal If it is NOT a SHORT STAY, of less than a year If q625 in 1
Literal question	627. In which district are these villages/towns located? District 1
Interviewer's instructions	See Codes of districts

q627_1: District of these villages/towns 1

Value	Label	Cases	Percentage
101	Dpt de DAKAR	16	16.5%
102	Dpt de GUEDEAWAY	0	
103	Dpt de PIKINE	4	4.1%
104	Dpt de RUFISQUE	2	2.1%
201	Dpt de BAMBAY	0	
202	Dpt de DIOURBEL	0	
203	Dpt de MBACKE	2	2.1%
301	Dpt de FATICK	3	3.1%
302	Dpt de FOUNDIOUGNE	0	
303	Dpt de GOSSA	0	
401	Dpt de KAFRINE	3	3.1%
402	Dpt de KAOLACK	5	5.2%
403	Dpt de NIORO DU RIP	1	1.0%
501	Dpt de KOLDA	1	1.0%
502	Dpt de SEDHIOU	5	5.2%
503	Dpt de VELINGARA	3	3.1%
601	Dpt de KEBEMER	1	1.0%
602	Dpt de LINGUERE	0	
603	Dpt de LOUGA	10	10.3%
701	Dpt de KANEL	4	4.1%
702	Dpt de MATAM	8	8.2%
703	Dpt de RANEROU-FERLO	0	
801	Dpt de DAGANA	0	
802	Dpt de PODOR	3	3.1%
803		4	4.1%
901	Dpt de BAKEL	6	6.2%
902	Dpt de KEDOUGOU	3	3.1%
903	Dpt de TAMBACOUNDA	1	1.0%
1001	Dpt de MBOUR	3	3.1%
1002	Dpt de THIES	3	3.1%
1003	Dpt de TIVAOUANE	2	2.1%
1101	Dpt de BIGNONA	1	1.0%
1102	Dpt de OUSSOUYE	0	
1103	Dpt de ZIGUINCHOR	3	3.1%
Sysmiss		1967	

Warning: these figures indicate the number of cases found in the data file. They cannot be interpreted as summary statistics of the population of interest.

q627_2: District of these villages/towns 2

Information	[Type= discrete] [Format=numeric] [Range= 101-2147483624] [Missing=*]
Statistics [NW/ W]	[Valid=20 /-] [Invalid=2044 /-]
Universe	If Ego has already stayed outside Senegal If it is NOT a SHORT STAY, of less than a year If q625 in 1
Literal question	627. In which district are these villages/towns located? District 2
Interviewer's instructions	See Codes of districts

q627_2: District of these villages/towns 2

Value	Label	Cases	Percentage
101	Dpt de DAKAR	2	10.0%
102	Dpt de GUEDEAWAY	0	
103	Dpt de PIKINE	0	
104	Dpt de RUFISQUE	1	5.0%
201	Dpt de BAMBAY	0	
202	Dpt de DIOURBEL	0	
203	Dpt de MBACKE	0	
301	Dpt de FATICK	0	
302	Dpt de FOUNDIIOUGNE	0	
303	Dpt de GOSSA	1	5.0%
401	Dpt de KAFRINE	0	
402	Dpt de KAOLACK	0	
403	Dpt de NIORO DU RIP	3	15.0%
501	Dpt de KOLDA	2	10.0%
502	Dpt de SEDHIOU	1	5.0%
503	Dpt de VELINGARA	0	
601	Dpt de KEBEMER	0	
602	Dpt de LINGUERE	0	
603	Dpt de LOUGA	3	15.0%
701	Dpt de KANEL	0	
702	Dpt de MATAM	2	10.0%
703	Dpt de RANEROU-FERLO	0	
801	Dpt de DAGANA	0	
802	Dpt de PODOR	0	
901	Dpt de BAKEL	2	10.0%
902	Dpt de KEDOUGOU	0	
903	Dpt de TAMBACOUNDA	0	
1001	Dpt de MBOUR	2	10.0%
1002	Dpt de THIES	1	5.0%
1003	Dpt de TIVAOUANE	0	
1101	Dpt de BIGNONA	0	
1102	Dpt de OUSSOUYE	0	
1103	Dpt de ZIGUINCHOR	0	
Sysmiss		2044	

Warning: these figures indicate the number of cases found in the data file. They cannot be interpreted as summary statistics of the population of interest.

q627_3: District of these villages/towns 3

Information	[Type= discrete] [Format=numeric] [Range= 101-2147483624] [Missing=*]
Statistics [NW/ W]	[Valid=11 /-] [Invalid=2053 /-]
Universe	If Ego has already stayed outside Senegal If it is NOT a SHORT STAY, of less than a year If q625 in 1
Literal question	627. In which district are these villages/towns located? District 3
Interviewer's instructions	See Codes of districts

q627_3: District of these villages/towns 3

Value	Label	Cases	Percentage
101	Dpt de DAKAR	1	9.1%
102	Dpt de GUEDEAWAY	0	
103	Dpt de PIKINE	0	
104	Dpt de RUFISQUE	0	
201	Dpt de BAMBAY	0	
202	Dpt de DIOURBEL	2	18.2%
203	Dpt de MBACKE	0	
301	Dpt de FATICK	0	
302	Dpt de FOUNDIOUGNE	0	
303	Dpt de GOSSA	0	
401	Dpt de KAFRINE	0	
402	Dpt de KAOLACK	1	9.1%
403	Dpt de NIORO DU RIP	0	
501	Dpt de KOLDA	1	9.1%
502	Dpt de SEDHIOU	0	
503	Dpt de VELINGARA	0	
601	Dpt de KEBEMER	0	
602	Dpt de LINGUERE	0	
603	Dpt de LOUGA	4	36.4%
701	Dpt de KANEL	0	
702	Dpt de MATAM	2	18.2%
703	Dpt de RANEROU-FERLO	0	
801	Dpt de DAGANA	0	
802	Dpt de PODOR	0	
901	Dpt de BAKEL	0	
902	Dpt de KEDOUGOU	0	
903	Dpt de TAMBACOUNDA	0	
1001	Dpt de MBOUR	0	
1002	Dpt de THIES	0	
1003	Dpt de TIVAOUANE	0	
1101	Dpt de BIGNONA	0	
1102	Dpt de OUSSOUYE	0	
1103	Dpt de ZIGUINCHOR	0	
Sysmiss		2053	

Warning: these figures indicate the number of cases found in the data file. They cannot be interpreted as summary statistics of the population of interest.

q628_1: Did you contributed to building... answer 1

Information	[Type= discrete] [Format=numeric] [Range= 0-2147483624] [Missing=*]
Statistics [NW/ W]	[Valid=83 /-] [Invalid=1981 /-]
Universe	If Ego has already stayed outside Senegal If it is NOT a SHORT STAY, of less than a year If q625 in 1
Literal question	628. Did you contribute to building... Answer 1
Interviewer's instructions	For every answer, encircle the village(s)/town(s) that received the support

q628_1: Did you contributed to building... answer 1

Value	Label	Cases	Percentage
1	A school?	27	32.5%
2	A health centre?	15	18.1%
3	A borehole?	7	8.4%
4	An irrigation system?	1	1.2%
5	A religious building or monument?	21	25.3%
6	Something else	12	14.5%
Sysmiss		1981	

Warning: these figures indicate the number of cases found in the data file. They cannot be interpreted as summary statistics of the population of interest.

q628_2: Did you contributed to building... answer 2

Information	[Type= discrete] [Format=numeric] [Range= 0-2147483624] [Missing=*]
Statistics [NW/ W]	[Valid=35 /-] [Invalid=2029 /-]
Universe	If Ego has already stayed outside Senegal If it is NOT a SHORT STAY, of less than a year If q625 in 1
Literal question	628. Did you contribute to building... Answer 2
Interviewer's instructions	For every answer, encircle the village(s)/town(s) that received the support

Value	Label	Cases	Percentage
1	A school?	1	2.9%
2	A health centre?	13	37.1%
3	A borehole?	6	17.1%
4	An irrigation system?	2	5.7%
5	A religious building or monument?	3	8.6%
6	Something else	10	28.6%
Sysmiss		2029	

Warning: these figures indicate the number of cases found in the data file. They cannot be interpreted as summary statistics of the population of interest.

q628_3: Did you contributed to building... answer 3

Information	[Type= discrete] [Format=numeric] [Range= 0-2147483624] [Missing=*]
Statistics [NW/ W]	[Valid=16 /-] [Invalid=2048 /-]
Universe	If Ego has already stayed outside Senegal If it is NOT a SHORT STAY, of less than a year If q625 in 1
Literal question	628. Did you contribute to building... Answer 3
Interviewer's instructions	For every answer, encircle the village(s)/town(s) that received the support

Value	Label	Cases	Percentage
2	A health centre?	1	6.2%
3	A borehole?	6	37.5%
5	A religious building or monument?	6	37.5%
6	Something else	3	18.8%
Sysmiss		2048	

Warning: these figures indicate the number of cases found in the data file. They cannot be interpreted as summary statistics of the population of interest.

q628_4: Did you contributed to building... answer 4

Information	[Type= discrete] [Format=numeric] [Range= 0-2147483624] [Missing=*]
--------------------	---

# q628_4: Did you contributed to building... answer 4			
Statistics [NW/ W]	[Valid=8 /-] [Invalid=2056 /-]		
Universe	If Ego has already stayed outside Senegal If it is NOT a SHORT STAY, of less than a year If q625 in 1		
Literal question	628. Did you contribute to building... Answer 4		
Interviewer's instructions	For every answer, encircle the village(s)/town(s) that received the support		
Value	Label	Cases	Percentage
1	A school?	3	37.5%
4	An irrigation system?	1	12.5%
5	A religious building or monument?	2	25.0%
6	Something else	2	25.0%
Sysmiss		2056	
<i>Warning: these figures indicate the number of cases found in the data file. They cannot be interpreted as summary statistics of the population of interest.</i>			
# q628_5: Did you contributed to building... answer 5			
Information	[Type= discrete] [Format=numeric] [Range= 0-2147483624] [Missing=*]		
Statistics [NW/ W]	[Valid=1 /-] [Invalid=2063 /-]		
Universe	If Ego has already stayed outside Senegal If it is NOT a SHORT STAY, of less than a year If q625 in 1		
Literal question	628. Did you contribute to building... Answer 5		
Interviewer's instructions	For every answer, encircle the village(s)/town(s) that received the support		
Value	Label	Cases	Percentage
5	A religious building or monument?	1	100.0%
Sysmiss		2063	
<i>Warning: these figures indicate the number of cases found in the data file. They cannot be interpreted as summary statistics of the population of interest.</i>			
# q628_6: Did you contributed to building... answer 6			
Information	[Type= discrete] [Format=numeric] [Range= 0-2147483624] [Missing=*]		
Statistics [NW/ W]	[Valid=1 /-] [Invalid=2063 /-]		
Universe	If Ego has already stayed outside Senegal If it is NOT a SHORT STAY, of less than a year If q625 in 1		
Literal question	628. Did you contribute to building... Answer 6		
Interviewer's instructions	For every answer, encircle the village(s)/town(s) that received the support		
Value	Label	Cases	Percentage
6	Something else	1	100.0%
Sysmiss		2063	
<i>Warning: these figures indicate the number of cases found in the data file. They cannot be interpreted as summary statistics of the population of interest.</i>			
# q628_a: Support: specify something else			
Information	[Type= discrete] [Format=character] [Missing=*/.b]		
Statistics [NW/ W]	[Valid=20 /-] [Invalid=2 /-]		
Universe	If Ego has already stayed outside Senegal If it is NOT a SHORT STAY, of less than a year If q625 in 1		

# q628_a: Support: specify something else			
	If q628_1 or q628_2 or q628_3 or q628_4 or q628_5 or q628_6 in 6		
Literal question	628. Did you contribute to building... Something else => Specify		
Value	Label	Cases	Percentage
Aide Les Gens En Difficulte		1	5.0%
Arreglar Carreteras		1	5.0%
Asc Navetane		1	5.0%
Ayudar Equipo De Futbol		1	5.0%
BibliotheQue		1	5.0%
Bureau De Poste + CimetieRe		1	5.0%
Centre D'Accueil		1	5.0%
CoopEative Agricole		1	5.0%
Dons D'Argent a Tiers Personnes Qui Donnent La Bas		1	5.0%
Dons De Voitures D'Occasion		1	5.0%
Eglise		2	10.0%
Envoi Livres Par Relations Entre Biblio Et Senegal		1	5.0%
Irrigation/ Maison Des Jeunes		1	5.0%
Maisons		1	5.0%
MateRiel Sanitaire		1	5.0%
Morgue		1	5.0%
PeCheur		1	5.0%
Puits		1	5.0%
Repartition D'Eglise		1	5.0%
.b		2	
<i>Warning: these figures indicate the number of cases found in the data file. They cannot be interpreted as summary statistics of the population of interest.</i>			
# q629_1: Did you make donations to supply... answer 1			
Information	[Type= discrete] [Format=numeric] [Range= 0-2147483624] [Missing=*]		
Statistics [NW/ W]	[Valid=80 /-] [Invalid=1984 /-]		
Universe	If Ego has already stayed outside Senegal If it is NOT a SHORT STAY, of less than a year If q625 in 1		
Literal question	629. And did you make donations to supply... Answer 1		
Post-question	NEXT STAYS => Additional sheets Otherwise, Go to ASSOCIATIONS => Next page		

# q629_1: Did you make donations to supply... answer 1			
Interviewer's instructions		For every answer, encircle the village(s)/town(s) that received the support	
Value	Label	Cases	Percentage
1	Medicines?	37	46.2%
2	Books?	11	13.8%
3	Sport facilities?	10	12.5%
4	Seeds?	5	6.2%
5	Agricultural material?	3	3.8%
6	Something else	14	17.5%
Sysmiss		1984	
<i>Warning: these figures indicate the number of cases found in the data file. They cannot be interpreted as summary statistics of the population of interest.</i>			
# q629_2: Did you make donations to supply... answer 2			
Information		[Type= discrete] [Format=numeric] [Range= 0-2147483624] [Missing=*]	
Statistics [NW/ W]		[Valid=29 /-] [Invalid=2035 /-]	
Universe		If Ego has already stayed outside Senegal If it is NOT a SHORT STAY, of less than a year If q625 in 1	
Literal question		629. And did you make donations to supply... Answer 2	
Post-question		NEXT STAYS => Additional sheets Otherwise, Go to ASSOCIATIONS => Next page	
Interviewer's instructions		For every answer, encircle the village(s)/town(s) that received the support	
Value	Label	Cases	Percentage
2	Books?	19	65.5%
3	Sport facilities?	3	10.3%
5	Agricultural material?	2	6.9%
6	Something else	5	17.2%
Sysmiss		2035	
<i>Warning: these figures indicate the number of cases found in the data file. They cannot be interpreted as summary statistics of the population of interest.</i>			

# q629_3: Did you make donations to supply... answer 3			
Information	[Type= discrete] [Format=numeric] [Range= 0-2147483624] [Missing=*]		
Statistics [NW/ W]	[Valid=15 /-] [Invalid=2049 /-]		
Universe	If Ego has already stayed outside Senegal If it is NOT a SHORT STAY, of less than a year If q625 in 1		
Literal question	629. And did you make donations to supply... Answer 3		
Post-question	NEXT STAYS => Additional sheets Otherwise, Go to ASSOCIATIONS => Next page		
Interviewer's instructions	For every answer, encircle the village(s)/town(s) that received the support		
Value	Label	Cases	Percentage
1	Medicines?	1	6.7%
3	Sport facilities?	5	33.3%
4	Seeds?	4	26.7%
6	Something else	5	33.3%
Sysmiss		2049	
<i>Warning: these figures indicate the number of cases found in the data file. They cannot be interpreted as summary statistics of the population of interest.</i>			
# q629_4: Did you make donations to supply... answer 4			
Information	[Type= discrete] [Format=numeric] [Range= 0-2147483624] [Missing=*]		
Statistics [NW/ W]	[Valid=7 /-] [Invalid=2057 /-]		
Universe	If Ego has already stayed outside Senegal If it is NOT a SHORT STAY, of less than a year If q625 in 1		
Literal question	629. And did you make donations to supply... Answer 4		
Post-question	NEXT STAYS => Additional sheets Otherwise, Go to ASSOCIATIONS => Next page		
Interviewer's instructions	For every answer, encircle the village(s)/town(s) that received the support		
Value	Label	Cases	Percentage
4	Seeds?	1	14.3%
5	Agricultural material?	4	57.1%
6	Something else	2	28.6%
Sysmiss		2057	
<i>Warning: these figures indicate the number of cases found in the data file. They cannot be interpreted as summary statistics of the population of interest.</i>			
# q629_a: Donation: specify something else			
Information	[Type= discrete] [Format=character] [Missing=*]		
Statistics [NW/ W]	[Valid=26 /-] [Invalid=0 /-]		
Universe	If Ego has already stayed outside Senegal If it is NOT a SHORT STAY, of less than a year If q625 in 1 If q629_1 or q629_2 or q629_3 or q629_4 in 6		
Literal question	629. And did you make donations to supply... Something else => Specify		
Value	Label	Cases	Percentage
Aider Simplement		1	3.8%
Argent		1	3.8%

q629_a: Donation: specify something else

Value	Label	Cases	Percentage
Argent + Vetements Pour RescapeS Du Naufrage		1	3.8%
Argent Liquide		1	3.8%
Chevaux, Anes, Et Argent		1	3.8%
Dinero		1	3.8%
Don D'Argent		1	3.8%
Donc a Tiers Personnes Pour Necessiteux La-Bas		1	3.8%
Glace / Vivres		1	3.8%
MateRiel Sanitaire		1	3.8%
Materiel Medical		1	3.8%
Materiel Scolaire		1	3.8%
Nourriture Et Vetement		1	3.8%
Ropa		1	3.8%
Salle Informatique / BibliotheQue / Scolarisation De Jeunes Aveugles		1	3.8%
Soutiens Des Enfants(Activites Socio-Educatives		1	3.8%
Tournoi De Football Des Jeunes Pendant Les Vacance		1	3.8%
VeTements		5	19.2%
Vetement		1	3.8%
Vetement Produit De Soins Pour Le Corps		1	3.8%
Vetements		1	3.8%
Vetements + Argent		1	3.8%

Warning: these figures indicate the number of cases found in the data file. They cannot be interpreted as summary statistics of the population of interest.

flag_age: Less than 25 years and more than 75 years

Information	[Type= discrete] [Format=numeric] [Range= 0-1] [Missing=*]
Statistics [NW/ W]	[Valid=2064 /-] [Invalid=0 /-]
Definition	The migrant is younger than 25 or older than 75 at the time of the survey.
Notes	These individuals have ages very close to the thresholds 25-75.

Value	Label	Cases	Percentage
0	No	2060	99.8%
1	Yes	4	0.2%

# flag_age: Less than 25 years and more than 75 years			
<i>Warning: these figures indicate the number of cases found in the data file. They cannot be interpreted as summary statistics of the population of interest.</i>			
# flag_arrival: First migration in Europe before 18			
Information	[Type= discrete] [Format=numeric] [Range= 0-1] [Missing=*]		
Statistics [NW/ W]	[Valid=1209 /-] [Invalid=855 /-]		
Definition	The migrant (current or returnee) arrived in Europe the 1st time before 18.		
Value	Label	Cases	Percentage
0	No	1195	98.8%
1	Yes	14	1.2%
Sysmiss		855	
<i>Warning: these figures indicate the number of cases found in the data file. They cannot be interpreted as summary statistics of the population of interest.</i>			
# flag_visitor: Resident in Europe but surveyed in Africa			
Information	[Type= discrete] [Format=numeric] [Range= 0-1] [Missing=*]		
Statistics [NW/ W]	[Valid=2064 /-] [Invalid=0 /-]		
Definition	The migrant was living in Europe at the time of the survey, but was surveyed in Africa during a visit.		
Notes	In these cases, id_country = country of residence in Europe (even though the questionnaire was filled in in Senegal)		
Value	Label	Cases	Percentage
0	No	2061	99.9%
1	Yes	3	0.1%
<i>Warning: these figures indicate the number of cases found in the data file. They cannot be interpreted as summary statistics of the population of interest.</i>			
# weight_eur: Weighting normalized on the 3 european countries			
Information	[Type= continuous] [Format=numeric] [Range= 0.123741947114468-2.92577934265137] [Missing=*]		
Statistics [NW/ W]	[Valid=884 /-] [Invalid=1180 /-]		
Definition	Use when working on the European countries pooled together (for example, the Senegalese population sampled in France, Italy and Spain). It should not be used if the analyses include individuals surveyed in Africa.		
# weight_all: Weighting normalized on the 4 countries			
Information	[Type= continuous] [Format=numeric] [Range= 0.043433666229248-7.21617412567139] [Missing=*]		
Statistics [NW/ W]	[Valid=2064 /-] [Invalid=0 /-]		
Definition	Use when working on all countries of the MAFE survey (for example, Senegalese population from Senegalese, French, Italian and Spanish samples).		
# weight_ctry: Weighting normalized by country			
Information	[Type= continuous] [Format=numeric] [Range= 0.054081816226244-5.26600313186646] [Missing=*]		
Statistics [NW/ W]	[Valid=2064 /-] [Invalid=0 /-]		
Definition	Use when working on a single country (for example, the Senegalese population sampled only in Senegal, or in any single European country).		

File : sn_qb_return

ident: Biographic individual identifier

Information	[Type= discrete] [Format=character] [Missing=*]
Statistics [NW/ W]	[Valid=1729 /-] [Invalid=0 /-]
Definition	Individual identifiant = 1st letter of country + n° of questionnaire compost

id_country: Country of the survey

Information	[Type= discrete] [Format=character] [Missing=*]
Statistics [NW/ W]	[Valid=1729 /-] [Invalid=0 /-]
Definition	Country where the data was collected: - Es = Spain - Fr = France - It = Italy - Sn = Senegal

Value	Label	Cases	Percentage
Es		203	11.7%
Fr		207	12.0%
It		207	12.0%
Sn		1112	64.3%

Warning: these figures indicate the number of cases found in the data file. They cannot be interpreted as summary statistics of the population of interest.

n_menage: ID of the HH

Information	[Type= continuous] [Format=numeric] [Range= 3-2011] [Missing=*]
Statistics [NW/ W]	[Valid=251 /-] [Invalid=1478 /-]
Definition	Household ID Only available for Africa

n_indiv: ID of the individual in the HH

Information	[Type= continuous] [Format=numeric] [Range= 0-100] [Missing=*]
Statistics [NW/ W]	[Valid=251 /-] [Invalid=1478 /-]
Definition	ID of each individual within her/his household Only available for Africa

num_dr: Constructed ID of the PSU

Information	[Type= discrete] [Format=character] [Missing=*]
Statistics [NW/ W]	[Valid=1115 /-] [Invalid=0 /-]
Definition	Survey area ID Only available for Africa

Value	Label	Cases	Percentage
01		7	0.6%
02		18	1.6%
03		20	1.8%
04		16	1.4%
05		18	1.6%
06		21	1.9%
07		21	1.9%
08		19	1.7%
09		17	1.5%
10		26	2.3%

File : sn_qb_return

num_dr: Constructed ID of the PSU

Value	Label	Cases	Percentage
11		16	1.4%
12		18	1.6%
13		29	2.6%
14		21	1.9%
15		11	1.0%
16		11	1.0%
17		18	1.6%
18		20	1.8%
19		16	1.4%
20		12	1.1%
21		21	1.9%
22		16	1.4%
23		20	1.8%
24		15	1.3%
25		20	1.8%
26		15	1.3%
27		14	1.3%
28		13	1.2%
29		18	1.6%
30		16	1.4%
31		25	2.2%
32		17	1.5%
33		18	1.6%
34		25	2.2%
35		23	2.1%
36		26	2.3%
37		23	2.1%
38		21	1.9%
39		14	1.3%
40		21	1.9%
41		28	2.5%
42		18	1.6%
43		26	2.3%
44		12	1.1%
45		20	1.8%
46		31	2.8%
47		16	1.4%
48		23	2.1%
49		15	1.3%
50		17	1.5%
51		19	1.7%
52		15	1.3%
53		17	1.5%

File : sn_qb_return

num_dr: Constructed ID of the PSU

Value	Label	Cases	Percentage
54		22	2.0%
55		14	1.3%
56		15	1.3%
57		13	1.2%
58		21	1.9%
59		21	1.9%
60		16	1.4%

Warning: these figures indicate the number of cases found in the data file. They cannot be interpreted as summary statistics of the population of interest.

strata_area: Strate of the CD defined by the population census

Information	[Type= discrete] [Format=numeric] [Range= 1-10] [Missing=*]
Statistics [NW/ W]	[Valid=1115 /-] [Invalid=614 /-]
Definition	Migration prevalence in each survey area, defined using the 2002 Census Only available for Africa

Value	Label	Cases	Percentage
1		100	9.0%
2		113	10.1%
3		106	9.5%
4		109	9.8%
5		105	9.4%
6		113	10.1%
7		122	10.9%
8		106	9.5%
9		135	12.1%
10		106	9.5%
Sysmiss		614	

Warning: these figures indicate the number of cases found in the data file. They cannot be interpreted as summary statistics of the population of interest.

strata_hh: HH with migrants

Information	[Type= discrete] [Format=numeric] [Range= 0-2] [Missing=*]
Statistics [NW/ W]	[Valid=1115 /-] [Invalid=614 /-]
Definition	Stratification by household migrant status according to the screening survey Only available for Africa

Value	Label	Cases	Percentage
0	Non migrant HH	728	65.3%
1	HH with returnee(s) or migrant(s) abroad	387	34.7%
Sysmiss		614	

Warning: these figures indicate the number of cases found in the data file. They cannot be interpreted as summary statistics of the population of interest.

strata_ind: Presence of migrant in the HH during the census

Information	[Type= discrete] [Format=numeric] [Range= 1-3] [Missing=*]
Statistics [NW/ W]	[Valid=1110 /-] [Invalid=619 /-]
Definition	3 strata according to the individuals' migratory status Only available for Africa

File : sn_qb_return

strata_ind: Presence of migrant in the HH during the census

Value	Label	Cases	Percentage
1	Return migrant	191	17.2%
2	Partner of a migrant	117	10.5%
3	Other non migrant	802	72.3%
Sysmiss		619	

Warning: these figures indicate the number of cases found in the data file. They cannot be interpreted as summary statistics of the population of interest.

num_sr: Return number

Information	[Type= discrete] [Format=numeric] [Range= 1-4] [Missing=*]
Statistics [NW/ W]	[Valid=320 /-] [Invalid=1409 /-]
Universe	If Ego returned to Senegal at least once (long or short return)

Value	Label	Cases	Percentage
1		259	80.9%
2		46	14.4%
3		11	3.4%
4		4	1.2%
Sysmiss		1409	

Warning: these figures indicate the number of cases found in the data file. They cannot be interpreted as summary statistics of the population of interest.

q1: Sex

Information	[Type= discrete] [Format=numeric] [Range= 1-9999] [Missing=*]
Statistics [NW/ W]	[Valid=1729 /-] [Invalid=0 /-]

Pre-question

PRESENTATION OF THE STUDY TO THE RESPONDENTS

Hello, my name is I am taking part in a study about migration between Senegal and various countries in Europe, and on links between people living in Senegal and their families and friends who live abroad. Before we start, I'd like to briefly present the study to you, and inform you about your rights. This study has been organised by the University of Dakar, and several European research organisms: the Institut national d'études démographiques (Paris, France), the University of Pompeu Fabra (Barcelone, Espagne), FIERI (Turin, Italie), in collaboration with ENDA Tiers-Monde.

WHY THIS STUDY? => Hand out the INFORMATION LEAFLET and present the study

- * For a number of years, African migration has been a major issue of public debate - in politics and the media, both in Africa and in Europe. However, this debate is often not based on real evidence, but rather on opinions.
- * In fact, the scale and causes of Senegalese migration are not very well known. We also don't know the real impacts of migration on the living conditions of Senegalese families or on Senegal's national development.
- * In this study, which is organised by both Senegalese and European researchers, we would like to produce statistical data based on the real life experiences of Senegalese people. We hope that this data will help us to understand migration better, including its effects on Senegal.
- * The findings will be used to contribute to public debates gathering citizens, researchers and political decision-makers. The finale goal of this study is to link both real life experiences and migratory and development policies.

HOW IS THIS GOING TO HAPPEN?

- * To carry out this study, we will meet people with very different migration experiences: people who have always stayed in Senegal; people who've lived abroad but have come back to Senegal; and people who remain in Europe.
- * Some information has already been collected in January and February 2008, on households living in Dakar, mainly about life conditions and the families' relationship with their migrants.
- * Today, this questionnaire involves questions about you, your life. There are questions about the places you have lived since your childhood; about your occupations and family life; the trips you have made abroad; and so on. All these questions will allow us to look at the relationships between whether people migrate or not, and their economic and family circumstances.
- * Since everyone's experiences are different, the duration of the interview varies - it should be between half an hour, and a maximum of two hours, depending on your individual life history.

RIGHTS AND CONFIDENTIALITY OF ANSWERS

File : sn_qb_return

q1: Sex

	<p>* If a question makes you feel uneasy, you are not obliged to answer. You can stop the interview at any time. * We guarantee that all the information you provide us with will be kept confidential. Your name and address are not recorded in the questionnaire. Nobody will be able to identify you from the information that you give me.</p> <p>Before we start: do you have any questions?</p> <p>INTRODUCTION</p>
Literal question	Q1. The respondent is:
Post-question	To begin with, I would like to note the major events and periods of your life on this grid. We will begin at the time of your birth. Later we will look at these periods of life in some more detail.
Interviewer's instructions	<p>STUDY IN FRANCE: Hand out the CNIL letter to the interviewee. In compliance with the law "informatique et libertés" of January 6, 1978, you have a right to access and rectify information concerning yourself. To exercise this right, you should apply by mail, before the first July 2008, at INED. As data are anonymous, the correction will only be possible on presentation of your interviewee number.</p>

Value	Label	Cases	Percentage
1	Man	842	48.7%
2	Woman	887	51.3%

Warning: these figures indicate the number of cases found in the data file. They cannot be interpreted as summary statistics of the population of interest.

q1a: Year of birth

Information	[Type= discrete] [Format=numeric] [Range= 1932-9999] [Missing=*]
Statistics [NW/ W]	[Valid=1729 /-] [Invalid=0 /-]
Literal question	Q1A. To start with, and to help us to set a time scale, could you tell me in which year you were born (or your age)? Year of birth
Interviewer's instructions	AGEVEN: Locate year of birth in the grid, note 0 in the columns titled "age", and fill in these columns by retracing the age till the current age of the respondent.

Value	Label	Cases	Percentage
1932		1	0.1%
1933		3	0.2%
1934		6	0.3%
1935		8	0.5%
1936		5	0.3%
1937		1	0.1%
1938		6	0.3%
1939		10	0.6%
1940		10	0.6%
1941		5	0.3%
1942		8	0.5%
1943		13	0.8%
1944		6	0.3%
1945		14	0.8%
1946		11	0.6%
1947		16	0.9%
1948		14	0.8%
1949		15	0.9%
1950		20	1.2%
1951		17	1.0%

File : sn_qb_return

q1a: Year of birth

Value	Label	Cases	Percentage
1952		17	1.0%
1953		27	1.6%
1954		29	1.7%
1955		27	1.6%
1956		26	1.5%
1957		25	1.4%
1958		40	2.3%
1959		29	1.7%
1960		47	2.7%
1961		31	1.8%
1962		44	2.5%
1963		56	3.2%
1964		39	2.3%
1965		44	2.5%
1966		46	2.7%
1967		50	2.9%
1968		65	3.8%
1969		42	2.4%
1970		64	3.7%
1971		59	3.4%
1972		88	5.1%
1973		66	3.8%
1974		60	3.5%
1975		50	2.9%
1976		46	2.7%
1977		68	3.9%
1978		57	3.3%
1979		55	3.2%
1980		63	3.6%
1981		55	3.2%
1982		66	3.8%
1983		57	3.3%
1984		2	0.1%

Warning: these figures indicate the number of cases found in the data file. They cannot be interpreted as summary statistics of the population of interest.

age_survey: Age at survey

Information	[Type= continuous] [Format=numeric] [Range= 25-77] [Missing=*]
Statistics [NW/ W]	[Valid=1729 /-] [Invalid=0 /-] [Mean=41.896 /-] [StdDev=11.444 /-]
Literal question	Q1A. To start with, and to help us to set a time scale, could you tell me in which year you were born (or your age)? Age
Interviewer's instructions	AGEVEN: Locate year of birth in the grid, note 0 in the columns titled "age", and fill in these columns by retracing the age till the current age of the respondent.

q18: Which is the last school year you attended

Information	[Type= discrete] [Format=numeric] [Range= 0-2147483624] [Missing=*]
--------------------	---

File : sn_qb_return

q18: Which is the last school year you attended

Statistics [NW/ W] [Valid=1725 /-] [Invalid=4 /-]

Literal question Q18. Let's talk about your studies: Which is the last school year you attended?

Post-question If q18 in 0, 1, 2, 3, 4, 5, 6, 7 => Go to the "Activity" module

Interviewer's instructions
- If EGO has no formal education: Encircle the code 00 below
- If EGO has some formal education: Encircle the corresponding code

Value	Label	Cases	Percentage
0	None	429	24.9%
1	Pre-school (nursery school)	4	0.2%
2	Pre-school	19	1.1%
3	First year primary	22	1.3%
4	2nd year primary	44	2.6%
5	3rd year primary	56	3.2%
6	4th year primary	53	3.1%
7	5th year primary	312	18.1%
8	1st year secondary	47	2.7%
9	2nd year secondary	45	2.6%
10	3rd year secondary	64	3.7%
11	4th year secondary	186	10.8%
12	1st year high school	64	3.7%
13	2nd year high school	60	3.5%
14	Final year high school	97	5.6%
15	1st year (DEUG1 or equivalent) / BTS1	27	1.6%
16	2nd year (DEUG2 or equivalent) / BTS2	60	3.5%
17	3rd year (BA or equivalent)	32	1.9%
18	4th year (MA or equivalent)	38	2.2%
19	5th year (DESS,DEA or equivalent)	36	2.1%
20	6th year (PhD studies)	30	1.7%
Sysmiss		4	

Warning: these figures indicate the number of cases found in the data file. They cannot be interpreted as summary statistics of the population of interest.

q701d: Start year of the return to Senegal

Information [Type= discrete] [Format=numeric] [Range= 1952-2147483624] [Missing=*]

Statistics [NW/ W] [Valid=320 /-] [Invalid=1409 /-]

Universe If Ego returned to Senegal at least once (long or short return)

Pre-question Fill out one column for each return to Senegal. E.g. if the total is = 6, fill out 6 columns.

Literal question 701D - 701F. START and END years of the return to Senegal
Start year

Interviewer's instructions See AGEVEN - If it is a final return, cross out the end year

Value	Label	Cases	Percentage
1952		1	0.3%
1956		1	0.3%
1957		1	0.3%
1959		1	0.3%
1960		2	0.6%

File : sn_qb_return

q701d: Start year of the return to Senegal

Value	Label	Cases	Percentage
1961		1	0.3%
1962		1	0.3%
1963		2	0.6%
1964		2	0.6%
1966		3	0.9%
1967		3	0.9%
1968		3	0.9%
1969		1	0.3%
1970		1	0.3%
1971		3	0.9%
1972		4	1.2%
1974		3	0.9%
1975		2	0.6%
1976		4	1.2%
1977		4	1.2%
1978		3	0.9%
1979		2	0.6%
1980		4	1.2%
1981		6	1.9%
1982		7	2.2%
1983		4	1.2%
1984		4	1.2%
1985		3	0.9%
1986		13	4.1%
1987		9	2.8%
1988		8	2.5%
1989		11	3.4%
1990		16	5.0%
1991		3	0.9%
1992		8	2.5%
1993		6	1.9%
1994		11	3.4%
1995		11	3.4%
1996		9	2.8%
1997		13	4.1%
1998		13	4.1%
1999		9	2.8%
2000		18	5.6%
2001		12	3.8%
2002		12	3.8%
2003		17	5.3%
2004		7	2.2%
2005		8	2.5%

File : sn_qb_return

q701d: Start year of the return to Senegal

Value	Label	Cases	Percentage
2006		13	4.1%
2007		15	4.7%
2008		2	0.6%
Sysmiss		1409	

Warning: these figures indicate the number of cases found in the data file. They cannot be interpreted as summary statistics of the population of interest.

q701f: End year of the return to Senegal

Information	[Type= discrete] [Format=numeric] [Range= 1963-2147483624] [Missing=*]
Statistics [NW/ W]	[Valid=125 /-] [Invalid=1604 /-]
Universe	If Ego returned to Senegal at least once (long or short return)
Pre-question	Fill out one column for each return to Senegal. E.g. if the total is = 6, fill out 6 columns.
Literal question	701D - 701F. START and END years of the return to Senegal End year
Interviewer's instructions	See AGEVEN - If it is a final return, cross out the end year

Value	Label	Cases	Percentage
1963		1	0.8%
1965		1	0.8%
1966		1	0.8%
1967		2	1.6%
1968		1	0.8%
1972		1	0.8%
1973		1	0.8%
1974		2	1.6%
1975		1	0.8%
1976		1	0.8%
1978		2	1.6%
1979		2	1.6%
1980		2	1.6%
1981		1	0.8%
1982		2	1.6%
1985		1	0.8%
1986		1	0.8%
1987		6	4.8%
1988		4	3.2%
1989		5	4.0%
1990		2	1.6%
1991		5	4.0%
1992		5	4.0%
1993		3	2.4%
1994		1	0.8%
1995		2	1.6%
1996		7	5.6%
1997		4	3.2%

File : sn_qb_return

q701f: End year of the return to Senegal

Value	Label	Cases	Percentage
1998		5	4.0%
1999		7	5.6%
2000		11	8.8%
2001		4	3.2%
2002		3	2.4%
2003		4	3.2%
2004		6	4.8%
2005		5	4.0%
2006		7	5.6%
2007		5	4.0%
2008		1	0.8%
Sysmiss		1604	

Warning: these figures indicate the number of cases found in the data file. They cannot be interpreted as summary statistics of the population of interest.

q702: Country which Ego came from

Information	[Type= discrete] [Format=numeric] [Range= 96000-2147483624] [Missing=*]
Statistics [NW/ W]	[Valid=319 /-] [Invalid=1410 /-]
Universe	If Ego returned to Senegal at least once (long or short return)
Literal question	702. From which country did you come?
Interviewer's instructions	Attention! Ask systematically, don't rely on AGEVEN.

Value	Label	Cases	Percentage
96000	FRANCE	67	21.0%
99106	ESTONIA	1	0.3%
99109	GERMANY	3	0.9%
99110	AUSTRIA	1	0.3%
99127	ITALY	19	6.0%
99131	BELGIUM	2	0.6%
99132	UNITED KINGDOM	2	0.6%
99134	SPAIN	13	4.1%
99135	NETHERLANDS	1	0.3%
99140	SWITZERLAND	1	0.3%
99201	SAUDI ARABIA	4	1.3%
99205	LEBANON	1	0.3%
99302	LIBERIA	1	0.3%
99304	GAMBIA	22	6.9%
99312	CONGO (DEMOCRATIC REPUBLIC)	1	0.3%
99322	CAMEROON	4	1.3%
99323	CENTRAL AFRICAN REPUBLIC	2	0.6%
99324	CONGO	2	0.6%
99326	COTE DIVOIRE	33	10.3%
99328	GABON	21	6.6%
99329	GHANA	1	0.3%
99330	GUINEA	8	2.5%

File : sn_qb_return

q702: Country which Ego came from

Value	Label	Cases	Percentage
99331	BURKINA FASO	2	0.6%
99335	MALI	23	7.2%
99336	MAURITANIA	41	12.9%
99337	NIGER	1	0.3%
99338	NIGERIA	1	0.3%
99343	SUDAN	1	0.3%
99344	CHAD	1	0.3%
99350	MOROCCO	8	2.5%
99351	TUNISIA	6	1.9%
99352	ALGERIA	2	0.6%
99392	GUINEA BISSAU	15	4.7%
99396	CAPE VERDE	1	0.3%
99404	UNITED STATES	7	2.2%
Sysmiss		1410	

Warning: these figures indicate the number of cases found in the data file. They cannot be interpreted as summary statistics of the population of interest.

q703: Kind of return

Information	[Type= discrete] [Format=numeric] [Range= 1-2147483624] [Missing=*]
Statistics [NW/ W]	[Valid=320 /-] [Invalid=1409 /-]
Universe	If Ego returned to Senegal at least once (long or short return)
Literal question	703. It was...
Post-question	If q703 in 1 => 705

Value	Label	Cases	Percentage
1	A return to Senegal of more than 1 year	303	94.7%
2	A return to Senegal of less than 1 year with the intention of settling	17	5.3%
Sysmiss		1409	

Warning: these figures indicate the number of cases found in the data file. They cannot be interpreted as summary statistics of the population of interest.

q704_1: For how long did you stay (in months)

Information	[Type= continuous] [Format=numeric] [Range= 1-2147483624] [Missing=*]
Statistics [NW/ W]	[Valid=14 /-] [Invalid=1715 /-] [Mean=3.929 /-] [StdDev=2.999 /-]
Universe	If Ego returned to Senegal at least once (long or short return) If q703 in 2
Literal question	704. For how long did you stay in Senegal? In months

q704_2: For how long did you stay (in weeks)

Information	[Type= continuous] [Format=numeric] [Range= 2-2147483624] [Missing=*]
Statistics [NW/ W]	[Valid=4 /-] [Invalid=1725 /-] [Mean=3.25 /-] [StdDev=1.893 /-]
Universe	If Ego returned to Senegal at least once (long or short return) If q703 in 2
Literal question	704. For how long did you stay in Senegal? In weeks

q704_3: For how long did you stay (in days)

Information	[Type= continuous] [Format=numeric] [Range= 0-2147483624] [Missing=*]
--------------------	---

File : sn_qb_return

q704_3: For how long did you stay (in days)

Statistics [NW/ W] [Valid=2 /-] [Invalid=1727 /-] [Mean=0 /-] [StdDev=0 /-]

Universe
If Ego returned to Senegal at least once (long or short return)
If q703 in 2

Literal question
704. For how long did you stay in Senegal?
In days

q704_4: For how long did you stay (other)

Information [Type= discrete] [Format=character] [Missing=*.b]

Statistics [NW/ W] [Valid=0 /-] [Invalid=2 /-]

Universe
If Ego returned to Senegal at least once (long or short return)
If q703 in 2

Literal question
704. For how long did you stay in Senegal?
Other

Value	Label	Cases	Percentage
.b		2	

Warning: these figures indicate the number of cases found in the data file. They cannot be interpreted as summary statistics of the population of interest.

q705_1: When you arrived back, for how long did you intend to stay (in years)

Information [Type= continuous] [Format=numeric] [Range= 0-2147483624] [Missing=*]

Statistics [NW/ W] [Valid=62 /-] [Invalid=1667 /-] [Mean=2.403 /-] [StdDev=3.518 /-]

Universe
If Ego returned to Senegal at least once (long or short return)

Literal question
705. When you arrived back in Senegal, for how long did you intend to stay?
In years

q705_2: When you arrived back, for how long did you intend to stay (in months)

Information [Type= continuous] [Format=numeric] [Range= 1-2147483624] [Missing=*]

Statistics [NW/ W] [Valid=24 /-] [Invalid=1705 /-] [Mean=3.875 /-] [StdDev=2.818 /-]

Universe
If Ego returned to Senegal at least once (long or short return)

Literal question
705. When you arrived back in Senegal, for how long did you intend to stay?
In months

q705_4: When you arrived back, for how long did you intend to stay (in days)

Information [Type= continuous] [Format=numeric] [Range= 2-2147483624] [Missing=*]

Statistics [NW/ W] [Valid=2 /-] [Invalid=1727 /-] [Mean=16 /-] [StdDev=19.799 /-]

Universe
If Ego returned to Senegal at least once (long or short return)

Literal question
705. When you arrived back in Senegal, for how long did you intend to stay?
In days

q705_5: When you arrived back, for how long did you intend to stay (permanently)

Information [Type= discrete] [Format=numeric] [Range= 0-2147483624] [Missing=*]

Statistics [NW/ W] [Valid=307 /-] [Invalid=1422 /-]

Universe
If Ego returned to Senegal at least once (long or short return)

Literal question
705. When you arrived back in Senegal, for how long did you intend to stay?
Permanently

Value	Label	Cases	Percentage
0	No	166	54.1%
1	Yes	141	45.9%

File : sn_qb_return

q705_5: When you arrived back, for how long did you intend to stay (permanently)

Value	Label	Cases	Percentage
Sysmiss		1422	

Warning: these figures indicate the number of cases found in the data file. They cannot be interpreted as summary statistics of the population of interest.

q705_6: When you arrived back, for how long did you intend to stay (other)

Information	[Type= discrete] [Format=character] [Missing=*/b/.c]
Statistics [NW/ W]	[Valid=4 /-] [Invalid=79 /-]
Universe	If Ego returned to Senegal at least once (long or short return)
Literal question	705. When you arrived back in Senegal, for how long did you intend to stay? Other

Value	Label	Cases	Percentage
J'Avais Pas L'Idee De La Duree		1	25.0%
J'Avais Pas L'Idee Sur La Duree		1	25.0%
Pour Monter Mes Propres Affaires		1	25.0%
Pour PreParer Le Retour DeFinitif		1	25.0%
.b		68	
.c		11	

Warning: these figures indicate the number of cases found in the data file. They cannot be interpreted as summary statistics of the population of interest.

q706: For what reasons did you return to live in Senegal

Information	[Type= discrete] [Format=character] [Missing=*/b/.c]
Statistics [NW/ W]	[Valid=301 /-] [Invalid=19 /-]
Universe	If Ego returned to Senegal at least once (long or short return)
Literal question	706. For what reasons did you return to live in Senegal?
Interviewer's instructions	Note the precise answer in plain text.

Value	Label	Cases	Percentage
0		1	0.3%
A La Suite D'Une Maladie Mon Mari Est Decede Finalement		1	0.3%
Achevement Chantier Opportunite Reduite Pas D Autre Marche		1	0.3%
Affectation De Mon Mari Pour 1 Duree De 05 Ans		1	0.3%
AffecteE Pour Une Mission		1	0.3%

File : sn_qb_return

q706: For what reasons did you return to live in Senegal

Value	Label	Cases	Percentage
Apres Le Deces De Mon Pere Son Jeune Frere A Decide Que Je Retourne Chez Ma Mere		1	0.3%
Arret De Travail En Mauritanie		1	0.3%
Aucune Oportunute		1	0.3%
Avevo Degli Impegni Familiari; Dovevo Sistemare Situazioni Di Famiglia		1	0.3%
Avevo Una Relazione E Pensavo Di Occuparmi Della Famiglia		1	0.3%
C Est Au Moment Ou Les Autorites Maures Ont Decider De Nous Recenser		1	0.3%
C Est Mon Pere Qui Voulait Que Je Retourne Au Senegal Pour Continuer Mes Etudes		1	0.3%
C Etait Pour Gerer Mon Atelier Continuer Mon Metier		1	0.3%
C'Est Mon Pays, J'Avais Finis		1	0.3%
C'Est Mon Pays. Pour Me Rapprocher De Ma Famille. Pour Dopper Ma SpeCialite Au Niveau De L'Universite.		1	0.3%
C'Est Mon Pays. Pour Me Rapprocher De Ma Famille. Pour Dopper Ma Specialite Au Niveau De L'Universite		1	0.3%
C'Est Mon Pays/ Pour Mettre En		1	0.3%

File : sn_qb_return

q706: For what reasons did you return to live in Senegal

Value	Label	Cases	Percentage
Pratique Ma Formation			
C'Etait La Guerre		1	0.3%
C'Etait Pendant Les Evenements Entre Le Senegal Et La Mauritanie		1	0.3%
C'Etait Por Voir Ma Famille Et Faire Des Affaires		1	0.3%
C'Etait Pour Venir Ouvrir Mon Local De Commerce Pour Marchandise Diverses		1	0.3%
C'eTait Mon Pays Et Je Comptais M'Y Installer Pour Travailler Dans La Restauration		1	0.3%
Ca N'Allait Pas Du Tout En Mauritanie On Y Est Pas A L'Aise A Cause Des Tracasseries Policieres (Racisme)		1	0.3%
Cetait A Cause Des Evenements Entre Le Senegal Et La Mauritanie		1	0.3%
Condition Difficile Xenophobie Galopante		1	0.3%
Dans Le Souhait De Venir Monter Mon Propre Cabinet Medical		1	0.3%
Dece Du Mari Au Gabon		1	0.3%
Deces De Mon Pere		2	0.7%
Decision Du Conjoint		2	0.7%
Divorce D'Avec Mon Mari U2		1	0.3%
Dovevo Sistemare Alcune Cose E Terminare		1	0.3%

File : sn_qb_return

q706: For what reasons did you return to live in Senegal

Value	Label	Cases	Percentage
Un Corso Di Specializzazione			
Dovevo Sistemare Situazione Con La Mia Famiglia Di Origine		1	0.3%
E' Morta Mia Madre Con La Quale Vivevano Mia Moglie E I Miei Figli		1	0.3%
Ecole Coranique Passait 4 Mois En Alternance Avec Gambie Et Mauritanie		1	0.3%
Ecouler Mes Produits Elctromenager		1	0.3%
En Guinea No Hay Trabajo Solo 3 Meses Y En Senegal Mas Trabajo.		1	0.3%
En Un An J'Ais Vu Que Ma Situation N'A Pas ChangeE		1	0.3%
Envie De Retourner Aux Souces		1	0.3%
Estar Con Hijos Y Marido Y Me Otorgaron Papeles		1	0.3%
Etant Donne Que J'Ai Pas Pu Continuer Mes Etudes ,Je Suis Revenu Au Senegal		1	0.3%
Etant Donne Que Je Ne Pouvais Plus Continuer J'ai Prefere Retourne Au Pays		1	0.3%
Etre Au Pres De Ma Famille		1	0.3%
Evenement De 1989 En Mauritanie		1	0.3%
Falta Trabajo		1	0.3%
Fin D'Etude		1	0.3%
Fin De Contrat		1	0.3%

File : sn_qb_return

q706: For what reasons did you return to live in Senegal

Value	Label	Cases	Percentage
Fin De La Formation		1	0.3%
Fin De Mission		3	1.0%
Fin De Mission De Mon Mari		1	0.3%
Fin De Stage Ou De Recherche? Dc Mere		1	0.3%
Fin Des eTudes		1	0.3%
Fini Ses eTudes (Dess), Partait Pour Cherher Du Travail		1	0.3%
Guadagnavo Poco		1	0.3%
Il Avait Fini Ses Etudes Au Senegal		1	0.3%
Il N Y Avait Personne Pour Aider Mon Pere Dans Les Champs		1	0.3%
Il Y Avait Des Affrontements C'Etait Pas Sure De Rester		1	0.3%
Il Y Avait Les Evenements De 1989 Entre Le Senegal Et La Mauritanie J Ai Ete Repatrie		1	0.3%
Il Ya Eu Des Problemes Entre Le Senegal Et La Gambie		1	0.3%
Il Yavait Eu Encore Des Evenements Semblables Meme Si Cetait Moins Grave		1	0.3%
Imcompatibilite Dhumeur Je Ne Mentendais Plus Avec Mon Mari		1	0.3%
J Ai Senti J Y Gagne Moin Qu Au Senegal		1	0.3%
J Ai Fini Ma Formation		1	0.3%
J Ai Fini Mes Etudes Et Je Veux Travailler Au Senegal		1	0.3%

File : sn_qb_return

q706: For what reasons did you return to live in Senegal

Value	Label	Cases	Percentage
J Avais Commis Un Delit En France On M A Refoule Dans Mon Pays D Origine		1	0.3%
J Avais Des Problemes De Papiers		1	0.3%
J Avais Fini Mes Etudes En Pays De Sejour		1	0.3%
J Avais La Nostalgie Du Senegal		1	0.3%
J Etais Au Chomage Il M Etait Difficile De Vivre Sans Moyens Financiers		1	0.3%
J Etais Fatigue Et Je Ne Voulais Plus Vivre En France		1	0.3%
J Etais Parti Juste Pour Une Formation Quand J Ai Fini Je Suis Rentre		1	0.3%
J Etais Tres Malade		1	0.3%
J' Ai Eu Un Travail Au Senegal		1	0.3%
J'Ai Echoue Dans Mes Tentatives D'Emigration		1	0.3%
J'Ai Fait Un Depart Volontaire Pour Venir Investir Et Retrouver Ma Famille Car Elle Me Manquait		1	0.3%
J'Ai Fini Mes Etudes		1	0.3%
J'Ai Fini Mes Etudes Je Devais Rentrer Pour Occuper De Fonctions		1	0.3%
J'Ai Pris Ma Retraite Et Je Prefere Rentrer Au Pays		1	0.3%

File : sn_qb_return

q706: For what reasons did you return to live in Senegal

Value	Label	Cases	Percentage
J'Aime Bien Mon Pays,Je Voulais Investir Et Rester A Cote De Mes Parents		1	0.3%
J'Avais Une Blessure Lors De La Guerre De Guinee-Bissau Et Je Suis Donc Rentree		1	0.3%
J'Avais De Plus En Plus De ProbleMes De Cohabitation Avec Mes Co-ePouses Alors J'Ai DeCide De Retourner Au SeNeGal.		1	0.3%
J'Avais Envie De Rentrer Pour Travailler Dans Mon Pays.		1	0.3%
J'Avais Envie De Retourner Au Pays Natal		1	0.3%
J'Avais Envie De Voir Ma Famille		1	0.3%
J'Avais Fini D'Aider Mon Pere Et J'Avais La Nostalgie Du Pays		1	0.3%
J'Avais Fini Ma Formation		3	1.0%
J'Avais Fini Mes Etudes		2	0.7%
J'Avais Pas De Titre De Sejour		1	0.3%
J'Avais Ps De Permis De Sejour Et Il Y A Beaucoup De Tracasserie		1	0.3%
J'Avais Termine Mes Etudes		1	0.3%
J'Avais Une Bourse D'Etudes		1	0.3%
J'Avais eTe Refoule		1	0.3%
J'En Avais Assez De Ce Pays Et J'Ai Prefere Rentrer Chez Moi		1	0.3%

File : sn_qb_return

q706: For what reasons did you return to live in Senegal

Value	Label	Cases	Percentage
J'En Avais Assez De Ce Pays Et Je Voulais Retourner Dans Mon Pays		1	0.3%
J'Etais Alle Chercher La Fortune J'En Ai Eu Grace A Dieu Alors Je Suis Revenu Apres Des Miens Et Investir Dans Mon Pays		1	0.3%
J'Etais En Conges Et Je Venais Rendre Visite A Ma Mere		1	0.3%
J'Etais En Situation Irreguliere On M'A Refoule		1	0.3%
J'Etais Fils Uniquement Et Je Ne Pouvais Pas Rester Loin De Ma Mere Sinon J'Avais L'Opportinite De Travailler		1	0.3%
J'Etais Guerri		1	0.3%
J'Etais Malade		1	0.3%
J'Etais Parti En Belgique Pour Faire Une Formation		1	0.3%
J'Etais Parti Pour Rendre Visite A Ma Soeur		1	0.3%
J'Etais Refoule Je N Vais Pas De Titre		1	0.3%
J'Etais Revenu Pour Voir Ma Famille		2	0.7%
J'Etais Tres Malade		1	0.3%
J'eTais Malade		1	0.3%
J'eTais TreS Malade		1	0.3%
Javais Envie De Retourner Chez Moi Me Rapprocher De Ma Famille		1	0.3%

File : sn_qb_return

q706: For what reasons did you return to live in Senegal

Value	Label	Cases	Percentage
Javais Fini Mes Etudes		1	0.3%
Je Devais Avec Mon Mari Rejoindre La Famille Au Senegal		1	0.3%
Je M Etais Separe De Ma Femme Et J Avais Perdu Mon Emploi		1	0.3%
Je Me Suis Marie		1	0.3%
Je N Ai Pas Atteint Ma Destination		1	0.3%
Je N Avais Pas L Intention De Rester Longtemps En Gambie		1	0.3%
Je N'Ai Pas Atteint Mon Objectif C'Est A Dire Aller En Espagne Et Le Travail N'Etait Plus Rentable		1	0.3%
Je N'Avais Pas De Papiers C'Est A Dire Pts		1	0.3%
Je N'Avais Pas De Papiers LeGaux		1	0.3%
Je N'Avais Pas Les Moyens De Continuer		1	0.3%
Je Ne M'Y Plaisais Pas		1	0.3%
Je Ne Pouvais Pas Atteindre Le Pays		1	0.3%
Je Ne Sais Pas Ma Mission Au Mali Etait Termine		1	0.3%
Je Ns Supportais Le Climat Et Puis Mon Enfant Etait Decede		1	0.3%
Je Pensais Que Je Pouvais Faire Des Affaires La Bas		1	0.3%
Je Pouvais Rester Avec		1	0.3%

File : sn_qb_return

q706: For what reasons did you return to live in Senegal

Value	Label	Cases	Percentage
Mon Mari Qui Est Polygamme			
Je Suis Devenu Vieux		1	0.3%
Je Suis Rentre A La Fin De Mon Stage		1	0.3%
Je Suis Rentre Celebrer Le Magal De Touba		1	0.3%
Je Suis Rentre Suite Aux Evenements Xenophobes Qui Mepargnait Aucun Ressortissant Etranger		1	0.3%
Je Suis Retraite Donc Je Rentre Au Pays Avec Ma Famille Et Je Me Repose		1	0.3%
Je Suis Tombe Malade Probleme Psychique Et Je Suis Retourne Au Senegal		1	0.3%
Je Tenais Beaucoup A Ce Que Mes Enfants Grandissent Au Senegal		1	0.3%
Je Tenais Coute Que Coute A Revenir Rester Avec Ma Mere Et Mes Soeurs		1	0.3%
Je Veux Rester Aupres De Mes Parents Surtout Ma Mere		1	0.3%
Je Veux eTre PreS De Mes Parents		1	0.3%
Je Voudrai Rester Aupres De Ma Famille Et Puis L' Etat De Ma Sante N' Etait Pas Bonne		1	0.3%
Je Voulais Investir Dans Mon Pays		1	0.3%

File : sn_qb_return

q706: For what reasons did you return to live in Senegal

Value	Label	Cases	Percentage
Je Voulais Monter Mon Affaires		1	0.3%
Je Voulais Retourner Vivre Avec Ma Famille		1	0.3%
Je Voulais Revenir Au SeNeGal		1	0.3%
Je Voulais Revenir Chez Moi Et M'Y ReInstaller. Il eTait Temps De Fonder Une Famille, Et Ma Fille Me Manqait		1	0.3%
Je Voulais Travailler		1	0.3%
Jetais Venu Pour Assister Au Funerailles Dun Parent		1	0.3%
La Guerre Atait Fini		1	0.3%
La Mission Est TermineE		1	0.3%
La Mission Etait Terminee		1	0.3%
La Muerte De Su Madre Cambio Sus Planes Y Volvio		1	0.3%
La Teinture Marche Bien Au Senegal		1	0.3%
La Vie Est Dure		1	0.3%
Las Cosas Empeoraron En Costa De Marfil Y Para Casarme		1	0.3%
Le Contrat Etait Fini		1	0.3%
Le Stage Arrivait A Terme		1	0.3%
Le Stage De Formation Etait Fini		2	0.7%
Le Stage Etait Fini Je Devais Rentrer Pour Ocuper Mon Poste		1	0.3%

File : sn_qb_return

q706: For what reasons did you return to live in Senegal

Value	Label	Cases	Percentage
Le Stage Etait Termine		1	0.3%
Le Travail N'Allait Plus Et La Situation Devenait De Plus En Plus Difficile		1	0.3%
Le Travail Ne Marchait Plus Comme Avant		1	0.3%
Le Travail Etait Difficile En Mauritanie		1	0.3%
Les Affaires Marchaient Mal Au Gabon		1	0.3%
Les Affaires Ne Marchaient Plus Comme Je Le Voulais		1	0.3%
Les Charges Financieres Devenaient De Plus En Plus Cheres Pour L On Cle		1	0.3%
Les Conditions De Sejours Ne Me Permettaient Plus De Rester Dans Ce Pays		1	0.3%
Les Problemes De La CÃ'Te D'Ivoire		1	0.3%
Litige Avec Mon Employeur		1	0.3%
Ma Formation Etait Terminee		1	0.3%
Ma MeRe Ne Voulait Pas Que Je Reste Seule Au Mali		1	0.3%
Ma Mere Avait Decide De Rentrer		1	0.3%
Ma Mere Etait Decedee Il Fallait Que Je Reviene Pour Fonder Une Famille Me Marier		1	0.3%
Ma Mere Etait Decedee. Il Fallait Que Je Rentre Pour		1	0.3%

File : sn_qb_return

q706: For what reasons did you return to live in Senegal

Value	Label	Cases	Percentage
M'Occuper De Mes Freres Et Soeurs			
Ma Mere Etait Malade Il Fallait Que Je Sois A Ses Cotes		1	0.3%
Ma Mission Atait Termine		1	0.3%
Ma Mission Etait Arrive A Terme		1	0.3%
Ma Place Etait Dans Mon Foyer M'AssMe Si Mon Epoux Avait Voyage		1	0.3%
Ma Situation Etait Meilleure Au Senegal Qu En Cote D Ivoire		1	0.3%
Maladie		1	0.3%
Maladie Grave		1	0.3%
Mari Vieux Et Avait Peur De Mourir A L Etranger		1	0.3%
Me Reposer Et Soccuper De Mes Enfants		1	0.3%
Mes Parents On Pense Que J'Etai Trop Demuni Au Mali		1	0.3%
Mi Mancava La Famiglia		1	0.3%
Mi Mujer E Hjija Estaban Alli Y En EspaÃ±a No Me Iba Bien		1	0.3%
Mi Sono Sposato, Ho Messo Su Casa, Ho Iniziato Un'Attivita'		1	0.3%
Mission Du Conjoint		1	0.3%
Mission Termine		1	0.3%
Mon Contrat De Travail Etait Termine		1	0.3%
Mon Contrat Etait Fini Mais Ma Mere Est		1	0.3%

File : sn_qb_return

q706: For what reasons did you return to live in Senegal

Value	Label	Cases	Percentage
Decede A La Meme Annee			
Mon Fils Est Installe La-Bas, J'Y Vais Chaque AnneE Pour 2 Ou 3 Mois		1	0.3%
Mon Frere En Italie M'A Propose De Rentrer Au Senegal Pour Qu'Il M'Aide A Aller En Italie		1	0.3%
Mon Mari A Decide Mon Retour		1	0.3%
Mon Mari A eTe Tue En Mauritanie, J'Ai eTe TreS DeCourageE		1	0.3%
Mon Mari Etait Malade Et On N Est Retourne Pour Qu Il Se Soigne Mystiquement		1	0.3%
Mon Mari L'Avait Decider		1	0.3%
Mon Mari Ne Voulait Plus Que Je Reste Labas		1	0.3%
Mon Mari Venait D'Avoir Sa Retraite Et Nous Souhaitions Retourner Au SeNeGal		1	0.3%
Mon Oncle Avec Qui Je Vivais Est Decede		1	0.3%
Mon Pere Est Retourne Au Senegal		1	0.3%
Mon Pere Etait Malade		1	0.3%
Mon Pere Nous A Demende De Rentrer		1	0.3%
Mon Pr Ait Decede		1	0.3%
Mon Titre De Sejour A Expire		1	0.3%

File : sn_qb_return

q706: For what reasons did you return to live in Senegal

Value	Label	Cases	Percentage
Mon Titre De Sejour Etait Expire		1	0.3%
Moncontrat Avait Fini		1	0.3%
Motivi Familiari		1	0.3%
Nous Avions Fini Notre Travail		1	0.3%
On Avait Termine Le Travbail		1	0.3%
On M'A Rapatrie		1	0.3%
Par Ce Que Je Ne Voulait Plus Rester En Espagne		1	0.3%
Para Quedarme Con Mujer		1	0.3%
Parce Au Senegal Je Gagnais Mieux Je Me Debrouillais Bien		1	0.3%
Parce Que J'Avais Acquis Assez D'Experiences Pour L'Etude Que Je Faisais		1	0.3%
Parce Que J'ai Pas Trouve Mieux En Gambie		1	0.3%
Parce Que Je Me Sentais Mieux Et Mon Mari M'A Demande De Quitter Le Pays		1	0.3%
Parce Que Je N'Avais Pas De Titre De Sejour Et Il Y'Avait Trop De Tracasseries		1	0.3%
Parce Que La Devise Gambie Avait Perdu Beaucoup De Sa Valeur		1	0.3%
Parce Que Le Contrat De Travail Du PeRe Arrivait a Terme.		1	0.3%

File : sn_qb_return

q706: For what reasons did you return to live in Senegal

Value	Label	Cases	Percentage
Parce Que Le Travail eTait Fini Au Cap Vert		1	0.3%
Parce Que Mon Pere Voulait Que Je Vienne Rester Pres De Lui Il Est Vieux Et Malade		1	0.3%
Parce Quil Etait Difficile De Trouver Du Travail En Mauritanie Mais Aussi Pour Raisons Familiales		1	0.3%
Parcequ'Il Y Avait Les Laffrontements En Cote D'Ivoire		1	0.3%
Parceque J'Ai Beaucoup Plus D'Espoir D'Avoir Un Travail Stable Au Senegal		1	0.3%
Parceque J'Ai Divorce Et Ne Pouvait Plus Rester En Mauritanie		1	0.3%
Pas D'Idée Precise Ma Mere M'Avait Suplie De Revenir		1	0.3%
Pas De Carte De SeJour		1	0.3%
Per Commerciare		1	0.3%
Per Stare Vicino A Mio Figlio		2	0.7%
Per Trovare I Parenti		1	0.3%
Perche' Ero Disoccupato		1	0.3%
Perche' L'Attivita' Di Mio Marito Non Andava Piu' Bene		1	0.3%
Por Familia Y Trabajo		3	1.0%
Por Mi Familia		1	0.3%

File : sn_qb_return

q706: For what reasons did you return to live in Senegal

Value	Label	Cases	Percentage
Por Motivos De Papeles		1	0.3%
Porque Mi Marido Estaba Enfermo Y Fuimos Todos Para Alla		1	0.3%
Pour Changer Ma Situation		1	0.3%
Pour Construire Ma Maison		1	0.3%
Pour Continuer Mes Etudes Universitaires Et Rentrer Dans La Vie Active Car La Mauritanie N'Allait Plus		1	0.3%
Pour Des Raison De Securite		1	0.3%
Pour Etre Pres De Ma Famille		1	0.3%
Pour Faire Des Investissements		1	0.3%
Pour Gagner Ma Vie Puisse Que J'Ai Assure Les Travaux Domestiques		1	0.3%
Pour Investir Mon Argent		1	0.3%
Pour Me Marier + Ma Mere Etait Malade		1	0.3%
Pour Mettre De L'Ordre Au Niveau De Ma Famille Et De Mes Biens		1	0.3%
Pour Mieux Controler Mon Commerce De Voitures		1	0.3%
Pour Mieux Me Preparer Pour Emigrer En Europe		1	0.3%
Pour Minstaller Dans Mon Pays Dorigine Sur Instruction De Mon Conjoint		1	0.3%
Pour Mon Travail		2	0.7%

File : sn_qb_return

q706: For what reasons did you return to live in Senegal

Value	Label	Cases	Percentage
Pour Monter Mes Propres Affaires		1	0.3%
Pour Rentrer Au Senegal J'Avais La Nostalgie Du Senegal		1	0.3%
Pour Rester Avec Ma Famille		1	0.3%
Pour Revoir La Famille		1	0.3%
Pour Revoir Ma Famille		1	0.3%
Pour Se Reposer; Il Est Reste Plus Longtemps Que PreVu		1	0.3%
Pour Servir Mon Pays		1	0.3%
Pour Tenter Une Nouvelle Destination		1	0.3%
Pour Travailler		1	0.3%
Pour Venir M'Occuper De Mes Enfants Et Gerer Mes Affaires Personnelles		1	0.3%
Pour Venir Moccuper De Leducation De Mes Enfants		1	0.3%
Pour Venir Rejoindre Mon Mari Qui Vivait Au Senegal		1	0.3%
Pour Voir La Famille		1	0.3%
Pour Voir Ma Famille		1	0.3%
Pour Y Passer Le Reste De Ma Vie, Fonder Une Famille Et Travailler a Partir De Mon ExpeRience; Mais C'Est Impossible Au Pays De Travailler Comme On Veut.		1	0.3%

File : sn_qb_return

q706: For what reasons did you return to live in Senegal

Value	Label	Cases	Percentage
Problemas Con Su Marido, Quería Estar Arropada Por Su Familia		1	0.3%
Quería Estar Con Su Familia		1	0.3%
Raison Familiales		1	0.3%
Rapatriement Je N Avais De Sejour Mon Visa Etait Expire		1	0.3%
Raprtie Refoule Par La Police		1	0.3%
Regresar Con Su Familia		1	0.3%
Rejoindre La Famille		2	0.7%
Rejoindre La Famille Et Venir Voir La Famille		1	0.3%
Rejoindre La Famille Et Venir Voir Les Eenfants		1	0.3%
Rejoindre Ma Famille Pour Bien Les Surveiller Et Y Avait La Guerre Aussi		1	0.3%
Rendre Visite A La Famille		1	0.3%
Reprise D'Activite Professionnelle (EngageE Sur Un Contrat Au SeNeGal)		1	0.3%
Retrouver Ma Famille Car J'Ai Eu Ce Que Je Voulais,Acheter Une Maison		1	0.3%
Revoir Ma Famille (Mere Malade)		1	0.3%
Se Acabo Su Trabajo En Marruecos		1	0.3%
Situation Difficile Argent Faible (Devis) Voyage Avorte Tentative		1	0.3%

File : sn_qb_return

q706: For what reasons did you return to live in Senegal

Value	Label	Cases	Percentage
Speravo Di Avere Un Lavoro Sufficiente		1	0.3%
Speravo Di Commercicare		1	0.3%
Sur Insistance De Ma Famille D'Origine Ma Mere En Particulier		1	0.3%
Tombee Malade Mon Employeur A Prefere Me Liberer		1	0.3%
Un Jour Alors Que Je Revenais De Travail On M'A Interpelle Pour Me Demander Mes Papiers Et Puisque Je N'En Avais Pas On M'A Rapatrie,		1	0.3%
Une AnneE De Formation a L'Universite		1	0.3%
Vacances		1	0.3%
Vacances Et Epouser Une Autre Femme Et Investir Dans Un Projet Commerce		1	0.3%
Vivre Avec La Famille		1	0.3%
Voir La Famille		1	0.3%
Voir La Famille Et Continuer Les Etudes		1	0.3%
Volevo Lavorare Nel Mio Paese E Cambiare Casa, Ma Le Cose Non Sono Andate Bene		1	0.3%
.b		17	
.c		2	

Warning: these figures indicate the number of cases found in the data file. They cannot be interpreted as summary statistics of the population of interest.

q706c2: Reasons for return coded level 2

Information	[Type= discrete] [Format=numeric] [Range= 111-726] [Missing=*]
Statistics [NW/ W]	[Valid=300 /-] [Invalid=1429 /-]
Universe	If Ego returned to Senegal at least once (long or short return)

File : sn_qb_return

q706c2: Reasons for return coded level 2

Notes: Reasons for return coded level 2, constructed from the open variable q706 (detailed codes more than 20)

Value	Label	Cases	Percentage
111	Join partner	2	0.7%
112	Join relative	7	2.3%
113	To get married	4	1.3%
121	Accompany partner	6	2.0%
122	Accompany relative	0	
131	Family visit	12	4.0%
141	Family obligation / to take care of family	13	4.3%
142	Children education	3	1.0%
143	Miss my family/ to be protected by family/to get closer to f	14	4.7%
151	Death of partner	2	0.7%
152	Death of parent/ other relative	9	3.0%
153	Illness of partner	3	1.0%
154	Illness of parent/ other relative	4	1.3%
155	Divorce, problems with partner	5	1.7%
156	Cohabitation problems with co-partner	1	0.3%
157	Family problem	0	
161	Decision of somebody else	0	
162	Decision of partner	6	2.0%
163	Decision of a parent / another relative	9	3.0%
164	Return of parents / guardian	3	1.0%
171	Other family reasons	4	1.3%
211	End of contract / mission	18	6.0%
212	Unemployment/ no job opportunity/ difficulties to find a job	7	2.3%
213	Lost his job / fired	3	1.0%
214	Business doesn't work well	2	0.7%
215	Fed up with work abroad	0	
221	Look for a job	6	2.0%
222	Set a business / take care of his business	10	3.3%
223	Got an employment contract / mission	3	1.0%
227	Develop his skills / use his experience / got enough experie	1	0.3%
228	Work in catering / in agriculture / in a specific field	1	0.3%
229	Business trip	1	0.3%
230	To learn a job / a business	0	
231	To return back to his job	2	0.7%
311	End of studies abroad	21	7.0%
312	End of training abroad	7	2.3%
313	Pursue studies in his origin country	2	0.7%
411	Financial problems / low earnings / higher earnings in Seneg	8	2.7%
412	Devaluation	1	0.3%
413	racism/ xenophobia	4	1.3%
414	Instability/ insecurity / war	11	3.7%
415	Fed up/deceived with life abroad / Fed up of people in host	5	1.7%

File : sn_qb_return

q706c2: Reasons for return coded level 2

Value	Label	Cases	Percentage
416	Hard living conditions	4	1.3%
511	Expulsion	0	
512	End of residence permit / no residence permit	10	3.3%
513	Committed offence and expulsion	8	2.7%
514	Got residence permit / citizenship	0	
516	End of stay	0	
517	Authorized to leave the country	0	
519	To make steps to leave the origin country	0	
611	Invest money	3	1.0%
612	Build or buy a house	1	0.3%
711	Other	10	3.3%
712	Illness	10	3.3%
713	Recovery	1	0.3%
714	Retirement / old age	4	1.3%
715	To go somewhere else	3	1.0%
716	Failed attempt	4	1.3%
717	Desire to return in home country / nostalgia	15	5.0%
718	To take a rest	1	0.3%
719	Death of a friend	0	
721	Things went bad / didn't go as planned	0	
723	Didn't reach his target	4	1.3%
724	Political reasons	0	
725	Improving conditions in origin country	1	0.3%
726	Had gathered enough money	1	0.3%
Sysmiss		1429	

Warning: these figures indicate the number of cases found in the data file. They cannot be interpreted as summary statistics of the population of interest.

q706c1: Reasons for return coded level 1

Information	[Type= discrete] [Format=numeric] [Range= 1-7] [Missing=*]
Statistics [NW/ W]	[Valid=300 /-] [Invalid=1429 /-]
Universe	If Ego returned to Senegal at least once (long or short return)
Notes	Reasons for return coded level 1, constructed from the open variable q706

Value	Label	Cases	Percentage
1	Family reasons	107	35.7%
2	Work	54	18.0%
3	Studies	30	10.0%
4	Hard conditions in host country	33	11.0%
5	Administrative reasons	18	6.0%
6	Investment	4	1.3%
7	Other	54	18.0%
Sysmiss		1429	

Warning: these figures indicate the number of cases found in the data file. They cannot be interpreted as summary statistics of the population of interest.

File : sn_qb_return

q707: With whom did you return

Information	[Type= discrete] [Format=character] [Missing=*/b/.c]
Statistics [NW/ W]	[Valid=305 /-] [Invalid=15 /-]
Definition	With family members: answers 1 to 8 Other persons: answers 9 and 10
Universe	If Ego returned to Senegal at least once (long or short return)
Literal question	707. With whom did you return: Multiple answers
Interviewer's instructions	Read:

Value	Label	Cases	Percentage
0		210	68.9%
1		2	0.7%
1 2 4		1	0.3%
1 2 5 8		1	0.3%
10		21	6.9%
2		2	0.7%
2 4		1	0.3%
2 4 5		2	0.7%
3		5	1.6%
3 6		4	1.3%
3 6 7		11	3.6%
3 7		2	0.7%
4		6	2.0%
4 5		2	0.7%
5		3	1.0%
6		8	2.6%
6 7		7	2.3%
7		8	2.6%
7 6		1	0.3%
8		2	0.7%
9		5	1.6%
9 10		1	0.3%
.b		13	
.c		2	

Warning: these figures indicate the number of cases found in the data file. They cannot be interpreted as summary statistics of the population of interest.

q707_0: Return alone

Information	[Type= discrete] [Format=numeric] [Range= 0-1] [Missing=*]
Statistics [NW/ W]	[Valid=320 /-] [Invalid=1409 /-]
Universe	If Ego returned to Senegal at least once (long or short return)
Literal question	707. With whom did you return: Alone

Value	Label	Cases	Percentage
0	No	110	34.4%
1	Yes	210	65.6%

File : sn_qb_return

q707_0: Return alone

Value	Label	Cases	Percentage
Sysmiss		1409	

Warning: these figures indicate the number of cases found in the data file. They cannot be interpreted as summary statistics of the population of interest.

q707_1: Return with father

Information	[Type= discrete] [Format=numeric] [Range= 0-1] [Missing=*]
Statistics [NW/ W]	[Valid=320 /-] [Invalid=1409 /-]
Universe	If Ego returned to Senegal at least once (long or short return)
Literal question	707. With whom did you return: Your father

Value	Label	Cases	Percentage
0	No	316	98.8%
1	Yes	4	1.2%
Sysmiss		1409	

Warning: these figures indicate the number of cases found in the data file. They cannot be interpreted as summary statistics of the population of interest.

q707_2: Return with mother

Information	[Type= discrete] [Format=numeric] [Range= 0-1] [Missing=*]
Statistics [NW/ W]	[Valid=320 /-] [Invalid=1409 /-]
Universe	If Ego returned to Senegal at least once (long or short return)
Literal question	707. With whom did you return: Your mother

Value	Label	Cases	Percentage
0	No	313	97.8%
1	Yes	7	2.2%
Sysmiss		1409	

Warning: these figures indicate the number of cases found in the data file. They cannot be interpreted as summary statistics of the population of interest.

q707_3: Return with partner

Information	[Type= discrete] [Format=numeric] [Range= 0-1] [Missing=*]
Statistics [NW/ W]	[Valid=320 /-] [Invalid=1409 /-]
Universe	If Ego returned to Senegal at least once (long or short return)
Literal question	707. With whom did you return: Your partner

Value	Label	Cases	Percentage
0	No	298	93.1%
1	Yes	22	6.9%
Sysmiss		1409	

Warning: these figures indicate the number of cases found in the data file. They cannot be interpreted as summary statistics of the population of interest.

q707_4: Return with brother(s)

Information	[Type= discrete] [Format=numeric] [Range= 0-1] [Missing=*]
Statistics [NW/ W]	[Valid=320 /-] [Invalid=1409 /-]
Universe	If Ego returned to Senegal at least once (long or short return)
Literal question	707. With whom did you return: One or several brothers

File : sn_qb_return

q707_4: Return with brother(s)

Value	Label	Cases	Percentage
0	No	308	96.2%
1	Yes	12	3.8%
Sysmiss		1409	

Warning: these figures indicate the number of cases found in the data file. They cannot be interpreted as summary statistics of the population of interest.

q707_5: Return with sister(s)

Information	[Type= discrete] [Format=numeric] [Range= 0-1] [Missing=*]
Statistics [NW/ W]	[Valid=320 /-] [Invalid=1409 /-]
Universe	If Ego returned to Senegal at least once (long or short return)
Literal question	707. With whom did you return: One or several sisters

Value	Label	Cases	Percentage
0	No	312	97.5%
1	Yes	8	2.5%
Sysmiss		1409	

Warning: these figures indicate the number of cases found in the data file. They cannot be interpreted as summary statistics of the population of interest.

q707_6: Return with son(s)

Information	[Type= discrete] [Format=numeric] [Range= 0-1] [Missing=*]
Statistics [NW/ W]	[Valid=320 /-] [Invalid=1409 /-]
Universe	If Ego returned to Senegal at least once (long or short return)
Literal question	707. With whom did you return: One or several of your son(s)

Value	Label	Cases	Percentage
0	No	289	90.3%
1	Yes	31	9.7%
Sysmiss		1409	

Warning: these figures indicate the number of cases found in the data file. They cannot be interpreted as summary statistics of the population of interest.

q707_7: Return with daughter(s)

Information	[Type= discrete] [Format=numeric] [Range= 0-1] [Missing=*]
Statistics [NW/ W]	[Valid=320 /-] [Invalid=1409 /-]
Universe	If Ego returned to Senegal at least once (long or short return)
Literal question	707. With whom did you return: One or several of your daughter(s)

Value	Label	Cases	Percentage
0	No	291	90.9%
1	Yes	29	9.1%
Sysmiss		1409	

Warning: these figures indicate the number of cases found in the data file. They cannot be interpreted as summary statistics of the population of interest.

q707_8: Return with another relative

Information	[Type= discrete] [Format=numeric] [Range= 0-1] [Missing=*]
Statistics [NW/ W]	[Valid=320 /-] [Invalid=1409 /-]
Universe	If Ego returned to Senegal at least once (long or short return)

File : sn_qb_return

q707_8: Return with another relative

Literal question 707. With whom did you return:
Another relative

Value	Label	Cases	Percentage
0	No	317	99.1%
1	Yes	3	0.9%
Sysmiss		1409	

Warning: these figures indicate the number of cases found in the data file. They cannot be interpreted as summary statistics of the population of interest.

q707_9: Return with friend(s)

Information [Type= discrete] [Format=numeric] [Range= 0-1] [Missing=*]

Statistics [NW/ W] [Valid=320 /-] [Invalid=1409 /-]

Universe If Ego returned to Senegal at least once (long or short return)

Literal question 707. With whom did you return:
One or several friends

Value	Label	Cases	Percentage
0	No	314	98.1%
1	Yes	6	1.9%
Sysmiss		1409	

Warning: these figures indicate the number of cases found in the data file. They cannot be interpreted as summary statistics of the population of interest.

q707_10: Return with other

Information [Type= discrete] [Format=numeric] [Range= 0-1] [Missing=*]

Statistics [NW/ W] [Valid=320 /-] [Invalid=1409 /-]

Universe If Ego returned to Senegal at least once (long or short return)

Literal question 707. With whom did you return:
Other

Value	Label	Cases	Percentage
0	No	298	93.1%
1	Yes	22	6.9%
Sysmiss		1409	

Warning: these figures indicate the number of cases found in the data file. They cannot be interpreted as summary statistics of the population of interest.

q707_NR: Return with no answer

Information [Type= discrete] [Format=numeric] [Range= 0-1] [Missing=*]

Statistics [NW/ W] [Valid=320 /-] [Invalid=1409 /-]

Universe If Ego returned to Senegal at least once (long or short return)

Literal question 707. With whom did you return:
No answer

Value	Label	Cases	Percentage
0	No	305	95.3%
1	Yes	15	4.7%
Sysmiss		1409	

Warning: these figures indicate the number of cases found in the data file. They cannot be interpreted as summary statistics of the population of interest.

q707_a: Specify the return with other

Information [Type= discrete] [Format=character] [Missing=*]

File : sn_qb_return

q707_a: Specify the return with other

Statistics [NW/ W]	[Valid=21 /-] [Invalid=0 /-]
Universe	If Ego returned to Senegal at least once (long or short return) If q707_10 in 1
Literal question	707. With whom did you return: Other => Specify

Value	Label	Cases	Percentage
Autres Collegues		1	4.8%
Avec Des Collegues Gendarmes		1	4.8%
Avec Les Collegues Gendarmes		2	9.5%
Chauffeur De Mon Employeur		1	4.8%
Collegues Militaire		1	4.8%
Collegues Militaires		2	9.5%
D'Autres Senegalais		2	9.5%
Dautres Voyage		1	4.8%
Des Collegues		1	4.8%
Deux Autres Senegalais		1	4.8%
Element Du Meme Contegent		1	4.8%
Employeur		1	4.8%
Employeur Collegues		2	9.5%
Marabout Eleve Ecole Coranique		1	4.8%
Mes Collegues		1	4.8%
Un Groupe D'Etudiant		1	4.8%
Une Connaissance De Ma Famille		1	4.8%

Warning: these figures indicate the number of cases found in the data file. They cannot be interpreted as summary statistics of the population of interest.

q708: Which persons decided about your return

Information	[Type= discrete] [Format=character] [Missing=*/.b/.c]
Statistics [NW/ W]	[Valid=302 /-] [Invalid=18 /-]
Definition	Family members: answers 1 to 8 Someone else: answers 9 to 11
Universe	If Ego returned to Senegal at least once (long or short return)
Literal question	708. Which persons decided about your return: Multiple answers
Post-question	If q708 in 0 => End of the interview, if the only answer FILTER : If Ego has or has had one or more members of his family or personal network outside Senegal => 709

File : sn_qb_return

q708: Which persons decided about your return

Otherwise => END OF THE INTERVIEW, note end time

Interviewer's instructions Read:

Value	Label	Cases	Percentage
0		189	62.6%
0 2		1	0.3%
0 2 3 8		1	0.3%
0 3		7	2.3%
0 3 1 9		1	0.3%
0 5		1	0.3%
0 8 11		1	0.3%
0 9		1	0.3%
1		7	2.3%
1 2		2	0.7%
1 2 11		1	0.3%
1 4		1	0.3%
10		12	4.0%
11		3	1.0%
2		8	2.6%
2 5		1	0.3%
2 8		1	0.3%
3		37	12.3%
3 6		1	0.3%
4		4	1.3%
5		1	0.3%
8		1	0.3%
9		20	6.6%
.b		16	
.c		2	

Warning: these figures indicate the number of cases found in the data file. They cannot be interpreted as summary statistics of the population of interest.

q708_0: Decision alone

Information [Type= discrete] [Format=numeric] [Range= 0-1] [Missing=*]

Statistics [NW/ W] [Valid=320 /-] [Invalid=1409 /-]

Universe If Ego returned to Senegal at least once (long or short return)

Literal question 708. Which persons decided about your return:
Yourself

Value	Label	Cases	Percentage
0	No	118	36.9%
1	Yes	202	63.1%
Sysmiss		1409	

Warning: these figures indicate the number of cases found in the data file. They cannot be interpreted as summary statistics of the population of interest.

q708_1: Decision from father

Information [Type= discrete] [Format=numeric] [Range= 0-1] [Missing=*]

Statistics [NW/ W] [Valid=320 /-] [Invalid=1409 /-]

File : sn_qb_return

q708_1: Decision from father

Universe If Ego returned to Senegal at least once (long or short return)

Literal question 708. Which persons decided about your return:
Your father

Value	Label	Cases	Percentage
0	No	308	96.2%
1	Yes	12	3.8%
Sysmiss		1409	

Warning: these figures indicate the number of cases found in the data file. They cannot be interpreted as summary statistics of the population of interest.

q708_2: Decision from mother

Information [Type= discrete] [Format=numeric] [Range= 0-1] [Missing=*]

Statistics [NW/ W] [Valid=320 /-] [Invalid=1409 /-]

Universe If Ego returned to Senegal at least once (long or short return)

Literal question 708. Which persons decided about your return:
Your mother

Value	Label	Cases	Percentage
0	No	305	95.3%
1	Yes	15	4.7%
Sysmiss		1409	

Warning: these figures indicate the number of cases found in the data file. They cannot be interpreted as summary statistics of the population of interest.

q708_3: Decision from partner

Information [Type= discrete] [Format=numeric] [Range= 0-1] [Missing=*]

Statistics [NW/ W] [Valid=320 /-] [Invalid=1409 /-]

Universe If Ego returned to Senegal at least once (long or short return)

Literal question 708. Which persons decided about your return:
Your partner

Value	Label	Cases	Percentage
0	No	273	85.3%
1	Yes	47	14.7%
Sysmiss		1409	

Warning: these figures indicate the number of cases found in the data file. They cannot be interpreted as summary statistics of the population of interest.

q708_4: Decision from brother(s)

Information [Type= discrete] [Format=numeric] [Range= 0-1] [Missing=*]

Statistics [NW/ W] [Valid=320 /-] [Invalid=1409 /-]

Universe If Ego returned to Senegal at least once (long or short return)

Literal question 708. Which persons decided about your return:
One or several brothers

Value	Label	Cases	Percentage
0	No	315	98.4%
1	Yes	5	1.6%
Sysmiss		1409	

Warning: these figures indicate the number of cases found in the data file. They cannot be interpreted as summary statistics of the population of interest.

File : sn_qb_return**# q708_5: Decision from sister(s)**

Information	[Type= discrete] [Format=numeric] [Range= 0-1] [Missing=*]
Statistics [NW/ W]	[Valid=320 /-] [Invalid=1409 /-]
Universe	If Ego returned to Senegal at least once (long or short return)
Literal question	708. Which persons decided about your return: One or several sisters









Value	Label	Cases	Percentage
0	No	317	99.1%
1	Yes	3	0.9%
Sysmiss		1409	

Warning: these figures indicate the number of cases found in the data file. They cannot be interpreted as summary statistics of the population of interest.

# q708_6: Decision from son(s)			
Information	[Type= discrete] [Format=numeric] [Range= 0-1] [Missing=*]		
Statistics [NW/ W]	[Valid=320 /-] [Invalid=1409 /-]		
Universe	If Ego returned to Senegal at least once (long or short return)		
Literal question	708. Which persons decided about your return: One or several of your son(s)		
Value	Label	Cases	Percentage
0	No	319	99.7%
1	Yes	1	0.3%
Sysmiss		1409	
<i>Warning: these figures indicate the number of cases found in the data file. They cannot be interpreted as summary statistics of the population of interest.</i>			
# q708_7: Decision from daughter(s)			
Information	[Type= discrete] [Format=numeric] [Range= 0-1] [Missing=*]		
Statistics [NW/ W]	[Valid=320 /-] [Invalid=1409 /-]		
Universe	If Ego returned to Senegal at least once (long or short return)		
Literal question	708. Which persons decided about your return: One or several of your daughter(s)		
Value	Label	Cases	Percentage
0	No	320	100.0%
1	Yes	0	
Sysmiss		1409	
<i>Warning: these figures indicate the number of cases found in the data file. They cannot be interpreted as summary statistics of the population of interest.</i>			
# q708_8: Decision from another relative			
Information	[Type= discrete] [Format=numeric] [Range= 0-1] [Missing=*]		
Statistics [NW/ W]	[Valid=320 /-] [Invalid=1409 /-]		
Universe	If Ego returned to Senegal at least once (long or short return)		
Literal question	708. Which persons decided about your return: Another relative		
Value	Label	Cases	Percentage
0	No	316	98.8%
1	Yes	4	1.2%
Sysmiss		1409	
<i>Warning: these figures indicate the number of cases found in the data file. They cannot be interpreted as summary statistics of the population of interest.</i>			
# q708_9: Decision from employer			
Information	[Type= discrete] [Format=numeric] [Range= 0-1] [Missing=*]		
Statistics [NW/ W]	[Valid=320 /-] [Invalid=1409 /-]		
Universe	If Ego returned to Senegal at least once (long or short return)		
Literal question	708. Which persons decided about your return: Your employer		
Value	Label	Cases	Percentage
0	No	298	93.1%
1	Yes	22	6.9%
Sysmiss		1409	
<i>Warning: these figures indicate the number of cases found in the data file. They cannot be interpreted as summary statistics of the population of interest.</i>			

# q708_10: Decision from the country where you lived			
Information	[Type= discrete] [Format=numeric] [Range= 0-1] [Missing=*]		
Statistics [NW/ W]	[Valid=320 /-] [Invalid=1409 /-]		
Universe	If Ego returned to Senegal at least once (long or short return)		
Literal question	708. Which persons decided about your return: The authorities of the country where you lived		
Value	Label	Cases	Percentage
0	No	308	96.2%
1	Yes	12	3.8%
Sysmiss		1409	
<i>Warning: these figures indicate the number of cases found in the data file. They cannot be interpreted as summary statistics of the population of interest.</i>			
# q708_11: Decision from other			
Information	[Type= discrete] [Format=numeric] [Range= 0-1] [Missing=*]		
Statistics [NW/ W]	[Valid=320 /-] [Invalid=1409 /-]		
Universe	If Ego returned to Senegal at least once (long or short return)		
Literal question	708. Which persons decided about your return: Other		
Value	Label	Cases	Percentage
0	No	315	98.4%
1	Yes	5	1.6%
Sysmiss		1409	
<i>Warning: these figures indicate the number of cases found in the data file. They cannot be interpreted as summary statistics of the population of interest.</i>			
# q708_NR: Decision from no answer			
Information	[Type= discrete] [Format=numeric] [Range= 0-1] [Missing=*]		
Statistics [NW/ W]	[Valid=320 /-] [Invalid=1409 /-]		
Universe	If Ego returned to Senegal at least once (long or short return)		
Literal question	708. Which persons decided about your return: No answer		
Value	Label	Cases	Percentage
0	No	302	94.4%
1	Yes	18	5.6%
Sysmiss		1409	
<i>Warning: these figures indicate the number of cases found in the data file. They cannot be interpreted as summary statistics of the population of interest.</i>			
# q708_a: Specify the decision from another relative			
Information	[Type= discrete] [Format=character] [Missing=*/.b]		
Statistics [NW/ W]	[Valid=7 /-] [Invalid=6 /-]		
Universe	If Ego returned to Senegal at least once (long or short return) If q708_8 in 1		
Literal question	708. Which persons decided about your return: Another relative => Specify		
Value	Label	Cases	Percentage
Belle Famille		1	14.3%
Etait Venu Par La Route		1	14.3%
Grand Frere		1	14.3%

# q708_a: Specify the decision from another relative			
Value	Label	Cases	Percentage
J'Ai Demande Les Conges		1	14.3%
L Etat Du Senegal Et Finul		1	14.3%
Mon Oncle		1	14.3%
Oncle Paternel		1	14.3%
.b		6	
<i>Warning: these figures indicate the number of cases found in the data file. They cannot be interpreted as summary statistics of the population of interest.</i>			
# q708_b: Specify the decision from other			
Information	[Type= discrete] [Format=character] [Missing=*.b]		
Statistics [NW/ W]	[Valid=4 /-] [Invalid=2 /-]		
Universe	If Ego returned to Senegal at least once (long or short return) If q708_11 in 1		
Literal question	708. Which persons decided about your return: Other => Specify		
Value	Label	Cases	Percentage
L'Etat Du Senegal		1	25.0%
Les Autorites Du Pays		1	25.0%
On M Avait Refoule		1	25.0%
Refole		1	25.0%
.b		2	
<i>Warning: these figures indicate the number of cases found in the data file. They cannot be interpreted as summary statistics of the population of interest.</i>			
# q709: Are they people who lived outside Senegal and whom we talked about before			
Information	[Type= discrete] [Format=numeric] [Range= 0-2147483624] [Missing=*]		
Statistics [NW/ W]	[Valid=102 /-] [Invalid=1627 /-]		
Universe	If Ego returned to Senegal at least once (long or short return) If q708 not in 0 If Ego has or has had one or more members of his family or personal network outside Senegal		
Literal question	709. Are these persons of your family or personal network who live or lived outside Senegal and about whom we talked before?		
Interviewer's instructions	If yes, write down the Migrant Code given in the AGEVEN Column 4		
Value	Label	Cases	Percentage
0	No	47	46.1%
1	Yes	55	53.9%
Sysmiss		1627	
<i>Warning: these figures indicate the number of cases found in the data file. They cannot be interpreted as summary statistics of the population of interest.</i>			
# q709_a: Migrant code 1			
Information	[Type= discrete] [Format=numeric] [Range= 1-8] [Missing=*]		
Statistics [NW/ W]	[Valid=56 /-] [Invalid=1673 /-]		
Universe	If Ego returned to Senegal at least once (long or short return) If q708 not in 0 If Ego has or has had one or more members of his family or personal network outside Senegal If q709 in 1		

# q709_a: Migrant code 1			
Literal question	709. Are these persons of your family or personal network who live or lived outside Senegal and about whom we talked before? Migrant code 1		
Interviewer's instructions	If yes, write down the Migrant Code given in the AGEVEN Column 4		
Value	Label	Cases	Percentage
1		29	 51.8%
2		8	 14.3%
3		6	 10.7%
4		3	 5.4%
5		2	 3.6%
7		4	 7.1%
8		4	 7.1%
Sysmiss		1673	
<i>Warning: these figures indicate the number of cases found in the data file. They cannot be interpreted as summary statistics of the population of interest.</i>			
# q709_b: Migrant code 2			
Information	[Type= discrete] [Format=numeric] [Range= 2-6] [Missing=*]		
Statistics [NW/ W]	[Valid=5 /-] [Invalid=1724 /-]		
Universe	If Ego returned to Senegal at least once (long or short return) If q708 not in 0 If Ego has or has had one or more members of his family or personal network outside Senegal If q709 in 1		
Literal question	709. Are these persons of your family or personal network who live or lived outside Senegal and about whom we talked before? Migrant code 2		
Interviewer's instructions	If yes, write down the Migrant Code given in the AGEVEN Column 4		
Value	Label	Cases	Percentage
2		4	 80.0%
6		1	 20.0%
Sysmiss		1724	
<i>Warning: these figures indicate the number of cases found in the data file. They cannot be interpreted as summary statistics of the population of interest.</i>			
# q709_c: Migrant code 3			
Information	[Type= discrete] [Format=numeric] [Range= 3-3] [Missing=*]		
Statistics [NW/ W]	[Valid=1 /-] [Invalid=1728 /-]		
Universe	If Ego returned to Senegal at least once (long or short return) If q708 not in 0 If Ego has or has had one or more members of his family or personal network outside Senegal If q709 in 1		
Literal question	709. Are these persons of your family or personal network who live or lived outside Senegal and about whom we talked before? Migrant code 3		
Interviewer's instructions	If yes, write down the Migrant Code given in the AGEVEN Column 4		
Value	Label	Cases	Percentage
3		1	 100.0%
Sysmiss		1728	
<i>Warning: these figures indicate the number of cases found in the data file. They cannot be interpreted as summary statistics of the population of interest.</i>			
# q709_d: Migrant code 4			
Information	[Type= discrete] [Format=numeric] [Range= 4-4] [Missing=*]		

# q709_d: Migrant code 4			
Statistics [NW/ W]	[Valid=1 /-] [Invalid=1728 /-]		
Universe	If Ego returned to Senegal at least once (long or short return) If q708 not in 0 If Ego has or has had one or more members of his family or personal network outside Senegal If q709 in 1		
Literal question	709. Are these persons of your family or personal network who live or lived outside Senegal and about whom we talked before? Migrant code 4		
Interviewer's instructions	If yes, write down the Migrant Code given in the AGEVEN Column 4		
Value	Label	Cases	Percentage
4		1	100.0%
Sysmiss		1728	
<i>Warning: these figures indicate the number of cases found in the data file. They cannot be interpreted as summary statistics of the population of interest.</i>			
# flag_age: Less than 25 years and more than 75 years			
Information	[Type= discrete] [Format=numeric] [Range= 0-1] [Missing=*]		
Statistics [NW/ W]	[Valid=1729 /-] [Invalid=0 /-]		
Definition	The migrant is younger than 25 or older than 75 at the time of the survey.		
Notes	These individuals have ages very close to the thresholds 25-75.		
Value	Label	Cases	Percentage
0	No	1725	99.8%
1	Yes	4	0.2%
Sysmiss			
<i>Warning: these figures indicate the number of cases found in the data file. They cannot be interpreted as summary statistics of the population of interest.</i>			
# flag_arrival: First migration in Europe before 18			
Information	[Type= discrete] [Format=numeric] [Range= 0-1] [Missing=*]		
Statistics [NW/ W]	[Valid=874 /-] [Invalid=855 /-]		
Definition	The migrant (current or returnee) arrived in Europe the 1st time before 18.		
Value	Label	Cases	Percentage
0	No	864	98.9%
1	Yes	10	1.1%
Sysmiss		855	
<i>Warning: these figures indicate the number of cases found in the data file. They cannot be interpreted as summary statistics of the population of interest.</i>			
# flag_visitor: Resident in Europe but surveyed in Africa			
Information	[Type= discrete] [Format=numeric] [Range= 0-1] [Missing=*]		
Statistics [NW/ W]	[Valid=1729 /-] [Invalid=0 /-]		
Definition	The migrant was living in Europe at the time of the survey, but was surveyed in Africa during a visit.		
Notes	In these cases, id_country = country of residence in Europe (even though the questionnaire was filled in in Senegal)		
Value	Label	Cases	Percentage
0	No	1726	99.8%
1	Yes	3	0.2%
Sysmiss			
<i>Warning: these figures indicate the number of cases found in the data file. They cannot be interpreted as summary statistics of the population of interest.</i>			
# weight_eur: Weighting normalized on the 3 european countries			
Information	[Type= continuous] [Format=numeric] [Range= 0.123741947114468-2.92577934265137] [Missing=*]		
Statistics [NW/ W]	[Valid=617 /-] [Invalid=1112 /-]		

# weight_eur: Weighting normalized on the 3 european countries	
Definition	Use when working on the European countries pooled together (for example, the Senegalese population sampled in France, Italy and Spain). It should not be used if the analyses include individuals surveyed in Africa.
# weight_all: Weighting normalized on the 4 countries	
Information	[Type= continuous] [Format=numeric] [Range= 0.043433666229248-7.21617412567139] [Missing=*]
Statistics [NW/ W]	[Valid=1729 /-] [Invalid=0 /-]
Definition	Use when working on all countries of the MAFE survey (for example, Senegalese population from Senegalese, French, Italian and Spanish samples).
# weight_etry: Weighting normalized by country	
Information	[Type= continuous] [Format=numeric] [Range= 0.054081816226244-5.26600313186646] [Missing=*]
Statistics [NW/ W]	[Valid=1729 /-] [Invalid=0 /-]
Definition	Use when working on a single country (for example, the Senegalese population sampled only in Senegal, or in any single European country).

File : sn_qb_network

ident: Biographic individual identifier

Information	[Type= discrete] [Format=character] [Missing=*]
Statistics [NW/ W]	[Valid=6690 /-] [Invalid=0 /-]
Definition	Individual identifiant = 1st letter of country + n° of questionnaire compost

id_country: Country of the survey

Information	[Type= discrete] [Format=character] [Missing=*]
Statistics [NW/ W]	[Valid=6690 /-] [Invalid=0 /-]
Definition	Country where the data was collected: - Es = Spain - Fr = France - It = Italy - Sn = Senegal

Value	Label	Cases	Percentage
Es		862	12.9%
Fr		1609	24.1%
It		730	10.9%
Sn		3489	52.2%

Warning: these figures indicate the number of cases found in the data file. They cannot be interpreted as summary statistics of the population of interest.

n_menage: ID of the HH

Information	[Type= continuous] [Format=numeric] [Range= 3-2011] [Missing=*]
Statistics [NW/ W]	[Valid=3781 /-] [Invalid=2909 /-]
Definition	Household ID Only available for Africa

n_indiv: ID of the individual in the HH

Information	[Type= continuous] [Format=numeric] [Range= 0-101] [Missing=*]
Statistics [NW/ W]	[Valid=3690 /-] [Invalid=3000 /-]
Definition	ID of each individual within her/his household Only available for Africa

num_dr: Constructed ID of the PSU

Information	[Type= discrete] [Format=character] [Missing=*]
Statistics [NW/ W]	[Valid=3513 /-] [Invalid=0 /-]
Definition	Survey area ID Only available for Africa

Value	Label	Cases	Percentage
01		24	0.7%
02		57	1.6%
03		58	1.7%
04		61	1.7%
05		92	2.6%
06		54	1.5%
07		69	2.0%
08		61	1.7%
09		120	3.4%
10		104	3.0%

File : sn_qb_network

num_dr: Constructed ID of the PSU

Value	Label	Cases	Percentage
11		60	1.7%
12		68	1.9%
13		105	3.0%
14		53	1.5%
15		73	2.1%
16		73	2.1%
17		35	1.0%
18		33	0.9%
19		49	1.4%
20		46	1.3%
21		80	2.3%
22		40	1.1%
23		102	2.9%
24		52	1.5%
25		74	2.1%
26		54	1.5%
27		78	2.2%
28		50	1.4%
29		62	1.8%
30		52	1.5%
31		102	2.9%
32		48	1.4%
33		44	1.3%
34		85	2.4%
35		47	1.3%
36		109	3.1%
37		84	2.4%
38		44	1.3%
39		38	1.1%
40		46	1.3%
41		78	2.2%
42		29	0.8%
43		82	2.3%
44		17	0.5%
45		43	1.2%
46		88	2.5%
47		52	1.5%
48		57	1.6%
49		51	1.5%
50		50	1.4%
51		34	1.0%
52		26	0.7%
53		38	1.1%

File : sn_qb_network

num_dr: Constructed ID of the PSU

Value	Label	Cases	Percentage
54		50	1.4%
55		30	0.9%
56		30	0.9%
57		41	1.2%
58		53	1.5%
59		37	1.1%
60		41	1.2%

Warning: these figures indicate the number of cases found in the data file. They cannot be interpreted as summary statistics of the population of interest.

strata_area: Strate of the CD defined by the population census

Information	[Type= discrete] [Format=numeric] [Range= 1-10] [Missing=*]
Statistics [NW/ W]	[Valid=3513 /-] [Invalid=3177 /-]
Definition	Migration prevalence in each survey area, defined using the 2002 Census Only available for Africa

Value	Label	Cases	Percentage
1		232	6.6%
2		279	7.9%
3		375	10.7%
4		400	11.4%
5		318	9.1%
6		341	9.7%
7		439	12.5%
8		311	8.9%
9		397	11.3%
10		421	12.0%
Sysmiss		3177	

Warning: these figures indicate the number of cases found in the data file. They cannot be interpreted as summary statistics of the population of interest.

strata_hh: HH with migrants

Information	[Type= discrete] [Format=numeric] [Range= 0-2] [Missing=*]
Statistics [NW/ W]	[Valid=3513 /-] [Invalid=3177 /-]
Definition	Stratification by household migrant status according to the screening survey Only available for Africa

Value	Label	Cases	Percentage
0	Non migrant HH	2162	61.5%
1	HH with returnee(s) or migrant(s) abroad	1351	38.5%
Sysmiss		3177	

Warning: these figures indicate the number of cases found in the data file. They cannot be interpreted as summary statistics of the population of interest.

strata_ind: Presence of migrant in the HH during the census

Information	[Type= discrete] [Format=numeric] [Range= 1-3] [Missing=*]
Statistics [NW/ W]	[Valid=3493 /-] [Invalid=3197 /-]
Definition	3 strata according to the individuals' migratory status Only available for Africa

File : sn_qb_network

strata_ind: Presence of migrant in the HH during the census

Value	Label	Cases	Percentage
1	Return migrant	802	23.0%
2	Partner of a migrant	378	10.8%
3	Other non migrant	2313	66.2%
Sysmiss		3197	

Warning: these figures indicate the number of cases found in the data file. They cannot be interpreted as summary statistics of the population of interest.

num_net: Number of migrant

Information [Type= discrete] [Format=numeric] [Range= 1-21] [Missing=*]

Statistics [NW/ W] [Valid=6422 /-] [Invalid=268 /-]

Value	Label	Cases	Percentage
1		1891	29.4%
2		1356	21.1%
3		1011	15.7%
4		672	10.5%
5		451	7.0%
6		320	5.0%
7		225	3.5%
8		153	2.4%
9		112	1.7%
10		75	1.2%
11		47	0.7%
12		38	0.6%
13		30	0.5%
14		18	0.3%
15		8	0.1%
16		6	0.1%
17		4	0.1%
18		2	0.0%
19		1	0.0%
20		1	0.0%
21		1	0.0%
Sysmiss		268	

Warning: these figures indicate the number of cases found in the data file. They cannot be interpreted as summary statistics of the population of interest.

num_netmig: Number of migrant's migration

Information [Type= discrete] [Format=numeric] [Range= 1-10] [Missing=*]

Statistics [NW/ W] [Valid=6690 /-] [Invalid=0 /-]

Value	Label	Cases	Percentage
1		5234	78.2%
2		1035	15.5%
3		245	3.7%
4		106	1.6%
5		40	0.6%
6		15	0.2%

File : sn_qb_network

num_netmig: Number of migrant's migration

Value	Label	Cases	Percentage
7		7	0.1%
8		4	0.1%
9		3	0.0%
10		1	0.0%

Warning: these figures indicate the number of cases found in the data file. They cannot be interpreted as summary statistics of the population of interest.

id_net: ID of migrant

Information	[Type= discrete] [Format=character] [Missing=*]
Statistics [NW/ W]	[Valid=6690 /-] [Invalid=0 /-]
Notes	Computed variable from ident and num_net

id_netmig: ID of migrant's migration

Information	[Type= discrete] [Format=character] [Missing=*]
Statistics [NW/ W]	[Valid=6690 /-] [Invalid=0 /-]
Notes	Constructed variable from id_net and num_netmig

id_uni: Union ID

Information	[Type= discrete] [Format=character] [Missing=*]
Statistics [NW/ W]	[Valid=6610 /-] [Invalid=0 /-]
Notes	Computed variable from ident and q901c (num_union in the "union" database)

Value	Label	Cases	Percentage
.		5695	86.2%
U_E101		1	0.0%
U_E1012		1	0.0%
U_E1021		1	0.0%
U_E1031		1	0.0%
U_E1032		1	0.0%
U_E1051		1	0.0%
U_E1071		1	0.0%
U_E1091		1	0.0%
U_E1111		1	0.0%
U_E1121		1	0.0%
U_E1142		1	0.0%
U_E1151		1	0.0%
U_E1163		1	0.0%
U_E1181		1	0.0%
U_E1191		1	0.0%
U_E121		2	0.0%
U_E1261		1	0.0%
U_E1262		1	0.0%
U_E1271		1	0.0%
U_E1292		1	0.0%
U_E1301		2	0.0%
U_E1312		1	0.0%

File : sn_qb_network

id_uni: Union ID

Value	Label	Cases	Percentage
U_E1321		1	0.0%
U_E1331		1	0.0%
U_E1351		1	0.0%
U_E1381		1	0.0%
U_E141		1	0.0%
U_E1411		1	0.0%
U_E1461		1	0.0%
U_E1501		1	0.0%
U_E1511		1	0.0%
U_E1522		1	0.0%
U_E1541		1	0.0%
U_E1561		1	0.0%
U_E1571		2	0.0%
U_E1582		1	0.0%
U_E1601		3	0.0%
U_E161		1	0.0%
U_E1611		1	0.0%
U_E1631		1	0.0%
U_E1642		1	0.0%
U_E1661		1	0.0%
U_E1711		1	0.0%
U_E1721		1	0.0%
U_E1731		1	0.0%
U_E1751		1	0.0%
U_E1761		1	0.0%
U_E1771		1	0.0%
U_E1791		1	0.0%
U_E1821		3	0.0%
U_E1831		1	0.0%
U_E1872		1	0.0%
U_E1911		1	0.0%
U_E1931		1	0.0%
U_E1941		1	0.0%
U_E1951		1	0.0%
U_E1961		1	0.0%
U_E1971		1	0.0%
U_E2001		1	0.0%
U_E2002		1	0.0%
U_E201		1	0.0%
U_E211		3	0.0%
U_E221		1	0.0%
U_E231		2	0.0%
U_E261		1	0.0%

File : sn_qb_network

id_uni: Union ID

Value	Label	Cases	Percentage
U_E291		1	0.0%
U_E311		1	0.0%
U_E331		1	0.0%
U_E352		1	0.0%
U_E371		1	0.0%
U_E401		1	0.0%
U_E411		1	0.0%
U_E421		1	0.0%
U_E441		1	0.0%
U_E481		2	0.0%
U_E501		1	0.0%
U_E52		1	0.0%
U_E521		1	0.0%
U_E531		1	0.0%
U_E541		1	0.0%
U_E561		1	0.0%
U_E581		1	0.0%
U_E591		1	0.0%
U_E601		1	0.0%
U_E612		3	0.0%
U_E621		2	0.0%
U_E631		1	0.0%
U_E651		2	0.0%
U_E662		1	0.0%
U_E671		1	0.0%
U_E681		1	0.0%
U_E691		1	0.0%
U_E701		1	0.0%
U_E722		3	0.0%
U_E773		1	0.0%
U_E791		2	0.0%
U_E801		1	0.0%
U_E81		1	0.0%
U_E82		1	0.0%
U_E831		1	0.0%
U_E851		1	0.0%
U_E871		1	0.0%
U_E881		1	0.0%
U_E893		2	0.0%
U_E902		1	0.0%
U_E92		1	0.0%
U_E922		1	0.0%
U_E951		1	0.0%

File : sn_qb_network

id_uni: Union ID

Value	Label	Cases	Percentage
U_E961		1	0.0%
U_E971		1	0.0%
U_F1002		1	0.0%
U_F1011		1	0.0%
U_F102		1	0.0%
U_F1021		1	0.0%
U_F1042		1	0.0%
U_F1061		1	0.0%
U_F1072		1	0.0%
U_F1073		1	0.0%
U_F1091		2	0.0%
U_F11		3	0.0%
U_F11.a		1	0.0%
U_F1101		1	0.0%
U_F1102		1	0.0%
U_F1111		1	0.0%
U_F1121		1	0.0%
U_F1131		1	0.0%
U_F1171		1	0.0%
U_F1181		1	0.0%
U_F1191		1	0.0%
U_F121		1	0.0%
U_F122		1	0.0%
U_F1232		1	0.0%
U_F1251		3	0.0%
U_F1252		1	0.0%
U_F1262		1	0.0%
U_F1272		3	0.0%
U_F1273		1	0.0%
U_F1274		1	0.0%
U_F1275		1	0.0%
U_F1281		1	0.0%
U_F1313		2	0.0%
U_F1314		1	0.0%
U_F1315		2	0.0%
U_F1316		1	0.0%
U_F1317		1	0.0%
U_F132		1	0.0%
U_F1331		1	0.0%
U_F1341		1	0.0%
U_F1351		1	0.0%
U_F1381		1	0.0%
U_F1401		1	0.0%

File : sn_qb_network

id_uni: Union ID

Value	Label	Cases	Percentage
U_F1402		1	0.0%
U_F141		1	0.0%
U_F1412		5	0.1%
U_F1421		1	0.0%
U_F1422		1	0.0%
U_F1441		1	0.0%
U_F1451		1	0.0%
U_F1471		1	0.0%
U_F1482		1	0.0%
U_F1483		1	0.0%
U_F1491		1	0.0%
U_F1504		1	0.0%
U_F1514		1	0.0%
U_F152		1	0.0%
U_F1531		1	0.0%
U_F1541		1	0.0%
U_F1551		1	0.0%
U_F1561		1	0.0%
U_F1571		1	0.0%
U_F1581		1	0.0%
U_F1582		1	0.0%
U_F1601		1	0.0%
U_F1611		1	0.0%
U_F1612		1	0.0%
U_F162		1	0.0%
U_F1641		3	0.0%
U_F1651		2	0.0%
U_F1661		1	0.0%
U_F1671		2	0.0%
U_F1681		1	0.0%
U_F1692		1	0.0%
U_F1694		5	0.1%
U_F1702		3	0.0%
U_F1711		1	0.0%
U_F1731		1	0.0%
U_F1751		1	0.0%
U_F1764		1	0.0%
U_F1771		1	0.0%
U_F1792		1	0.0%
U_F1801		1	0.0%
U_F1814		1	0.0%
U_F1815		1	0.0%
U_F182		1	0.0%

File : sn_qb_network

id_uni: Union ID

Value	Label	Cases	Percentage
U_F1822		1	0.0%
U_F1823		1	0.0%
U_F183		1	0.0%
U_F1831		1	0.0%
U_F184		2	0.0%
U_F1842		1	0.0%
U_F185		2	0.0%
U_F186		1	0.0%
U_F1861		1	0.0%
U_F187		1	0.0%
U_F1872		2	0.0%
U_F1881		1	0.0%
U_F1883		1	0.0%
U_F1891		1	0.0%
U_F1911		3	0.0%
U_F1912		3	0.0%
U_F1913		1	0.0%
U_F192		1	0.0%
U_F1921		2	0.0%
U_F1932		1	0.0%
U_F1933		1	0.0%
U_F1961		1	0.0%
U_F1971		1	0.0%
U_F1972		1	0.0%
U_F1981		1	0.0%
U_F1982		1	0.0%
U_F1991		1	0.0%
U_F2003		4	0.1%
U_F201		1	0.0%
U_F202		1	0.0%
U_F21		1	0.0%
U_F22		1	0.0%
U_F241		3	0.0%
U_F242		2	0.0%
U_F261		1	0.0%
U_F271		2	0.0%
U_F302		1	0.0%
U_F331		1	0.0%
U_F361		1	0.0%
U_F371		1	0.0%
U_F372		1	0.0%
U_F381		1	0.0%
U_F401		3	0.0%

File : sn_qb_network

id_uni: Union ID

Value	Label	Cases	Percentage
U_F41		1	0.0%
U_F411		1	0.0%
U_F412		1	0.0%
U_F461		1	0.0%
U_F472		1	0.0%
U_F492		1	0.0%
U_F501		1	0.0%
U_F511		1	0.0%
U_F531		1	0.0%
U_F541		3	0.0%
U_F551		1	0.0%
U_F561		1	0.0%
U_F581		1	0.0%
U_F591		1	0.0%
U_F61		1	0.0%
U_F611		1	0.0%
U_F621		2	0.0%
U_F63		1	0.0%
U_F631		1	0.0%
U_F632		1	0.0%
U_F642		1	0.0%
U_F651		1	0.0%
U_F652		1	0.0%
U_F661		3	0.0%
U_F662		1	0.0%
U_F671		1	0.0%
U_F691		1	0.0%
U_F701		3	0.0%
U_F71		1	0.0%
U_F721		1	0.0%
U_F731		1	0.0%
U_F732		1	0.0%
U_F751		1	0.0%
U_F761		3	0.0%
U_F771		1	0.0%
U_F781		1	0.0%
U_F792		1	0.0%
U_F801		1	0.0%
U_F81		1	0.0%
U_F811		1	0.0%
U_F82		3	0.0%
U_F832		1	0.0%
U_F833		1	0.0%

File : sn_qb_network

id_uni: Union ID

Value	Label	Cases	Percentage
U_F834		1	0.0%
U_F841		1	0.0%
U_F861		1	0.0%
U_F891		1	0.0%
U_F902		2	0.0%
U_F903		1	0.0%
U_F91		1	0.0%
U_F911		1	0.0%
U_F912		1	0.0%
U_F922		1	0.0%
U_F941		1	0.0%
U_F963		1	0.0%
U_F981		1	0.0%
U_F991		1	0.0%
U_I1002		1	0.0%
U_I101		2	0.0%
U_I1011		3	0.0%
U_I1031		3	0.0%
U_I1102		1	0.0%
U_I111		1	0.0%
U_I1121		2	0.0%
U_I1122		1	0.0%
U_I1131		1	0.0%
U_I1132		1	0.0%
U_I1141		1	0.0%
U_I1151		1	0.0%
U_I1161		3	0.0%
U_I1171		1	0.0%
U_I1181		1	0.0%
U_I1222		1	0.0%
U_I1281		1	0.0%
U_I1291		1	0.0%
U_I1301		2	0.0%
U_I1351		1	0.0%
U_I1362		1	0.0%
U_I1382		1	0.0%
U_I1392		1	0.0%
U_I141		1	0.0%
U_I1441		1	0.0%
U_I1471		1	0.0%
U_I1491		1	0.0%
U_I1521		1	0.0%
U_I1531		1	0.0%

File : sn_qb_network

id_uni: Union ID

Value	Label	Cases	Percentage
U_I1594		1	0.0%
U_I1595		1	0.0%
U_I1596		1	0.0%
U_I1597		1	0.0%
U_I1662		1	0.0%
U_I1671		1	0.0%
U_I1681		1	0.0%
U_I1702		1	0.0%
U_I1711		4	0.1%
U_I1722		3	0.0%
U_I1732		1	0.0%
U_I1772		1	0.0%
U_I1811		1	0.0%
U_I1831		1	0.0%
U_I1861		1	0.0%
U_I1871		1	0.0%
U_I1881		1	0.0%
U_I1931		1	0.0%
U_I1961		1	0.0%
U_I1981		1	0.0%
U_I1991		1	0.0%
U_I211		2	0.0%
U_I22		2	0.0%
U_I221		1	0.0%
U_I231		1	0.0%
U_I241		1	0.0%
U_I272		2	0.0%
U_I302		2	0.0%
U_I32		1	0.0%
U_I343		2	0.0%
U_I344		1	0.0%
U_I351		1	0.0%
U_I371		1	0.0%
U_I391		1	0.0%
U_I421		1	0.0%
U_I422		1	0.0%
U_I423		1	0.0%
U_I431		1	0.0%
U_I442		1	0.0%
U_I472		1	0.0%
U_I481		1	0.0%
U_I491		1	0.0%
U_I501		1	0.0%

File : sn_qb_network

id_uni: Union ID

Value	Label	Cases	Percentage
U_I51		1	0.0%
U_I541		1	0.0%
U_I542		1	0.0%
U_I561		1	0.0%
U_I582		1	0.0%
U_I594		1	0.0%
U_I595		1	0.0%
U_I601		2	0.0%
U_I623		1	0.0%
U_I651		1	0.0%
U_I671		1	0.0%
U_I702		1	0.0%
U_I761		1	0.0%
U_I771		1	0.0%
U_I801		1	0.0%
U_I831		1	0.0%
U_I841		1	0.0%
U_I851		1	0.0%
U_I881		1	0.0%
U_I962		1	0.0%
U_I971		1	0.0%
U_I991		5	0.1%
U_S0022011		2	0.0%
U_S0026011		2	0.0%
U_S0030011		2	0.0%
U_S0039071		1	0.0%
U_S0039081		1	0.0%
U_S0049051		1	0.0%
U_S0055011		2	0.0%
U_S0068111		2	0.0%
U_S0069021		3	0.0%
U_S0083011		3	0.0%
U_S0086011		5	0.1%
U_S0089011		2	0.0%
U_S0093011		2	0.0%
U_S0099011		1	0.0%
U_S0099012		1	0.0%
U_S0100071		3	0.0%
U_S0105061		2	0.0%
U_S0108011		4	0.1%
U_S0108021		1	0.0%
U_S0108022		1	0.0%
U_S0112021		2	0.0%

File : sn_qb_network

id_uni: Union ID

Value	Label	Cases	Percentage
U_S0118071		1	0.0%
U_S0125011		2	0.0%
U_S0130021		1	0.0%
U_S0136021		4	0.1%
U_S0138011		2	0.0%
U_S0145021		2	0.0%
U_S0154012		1	0.0%
U_S0154013		2	0.0%
U_S0158011		2	0.0%
U_S0173011		1	0.0%
U_S0177012		2	0.0%
U_S0182021		4	0.1%
U_S0186021		1	0.0%
U_S0191011		3	0.0%
U_S0197011		2	0.0%
U_S0201131		2	0.0%
U_S0201132		3	0.0%
U_S0201181		4	0.1%
U_S0201221		1	0.0%
U_S0203042		2	0.0%
U_S0203111		1	0.0%
U_S0208011		1	0.0%
U_S0208012		2	0.0%
U_S0212021		2	0.0%
U_S0218082		2	0.0%
U_S0222011		2	0.0%
U_S0232071		1	0.0%
U_S0240021		1	0.0%
U_S0250011		1	0.0%
U_S0257021		2	0.0%
U_S0260012		1	0.0%
U_S0262012		1	0.0%
U_S0265081		2	0.0%
U_S0265131		2	0.0%
U_S0267011		2	0.0%
U_S0267012		2	0.0%
U_S0267061		2	0.0%
U_S0267071		1	0.0%
U_S0268091		2	0.0%
U_S0268092		4	0.1%
U_S0270011		4	0.1%
U_S0276021		2	0.0%
U_S0303011		1	0.0%

File : sn_qb_network

id_uni: Union ID

Value	Label	Cases	Percentage
U_S0304021		6	0.1%
U_S0314021		2	0.0%
U_S0318022		2	0.0%
U_S0334012		2	0.0%
U_S0336061		2	0.0%
U_S0344032		2	0.0%
U_S0363112		1	0.0%
U_S0366011		1	0.0%
U_S0375061		1	0.0%
U_S0379011		1	0.0%
U_S0390011		1	0.0%
U_S0403081		1	0.0%
U_S0410081		1	0.0%
U_S0429011		2	0.0%
U_S0431011		2	0.0%
U_S0434101		1	0.0%
U_S0441131		1	0.0%
U_S0443011		2	0.0%
U_S0443051		1	0.0%
U_S0448181		3	0.0%
U_S0448182		1	0.0%
U_S0458111		1	0.0%
U_S0460011		1	0.0%
U_S0462011		1	0.0%
U_S0481011		1	0.0%
U_S0486011		1	0.0%
U_S0494011		3	0.0%
U_S0494021		1	0.0%
U_S0494031		1	0.0%
U_S0497011		1	0.0%
U_S0502012		3	0.0%
U_S0504012		2	0.0%
U_S0506111		1	0.0%
U_S0509021		2	0.0%
U_S0518012		1	0.0%
U_S0525022		2	0.0%
U_S0530021		2	0.0%
U_S0539021		3	0.0%
U_S0543041		2	0.0%
U_S0546011		4	0.1%
U_S0557012		1	0.0%
U_S0560011		1	0.0%
U_S0563011		1	0.0%

File : sn_qb_network

id_uni: Union ID

Value	Label	Cases	Percentage
U_S0567102		1	0.0%
U_S0580121		3	0.0%
U_S0583051		1	0.0%
U_S0583091		1	0.0%
U_S0585021		1	0.0%
U_S0585022		1	0.0%
U_S0586071		1	0.0%
U_S0588011		2	0.0%
U_S0601011		2	0.0%
U_S0610021		1	0.0%
U_S0610101		1	0.0%
U_S0611012		2	0.0%
U_S0617011		2	0.0%
U_S0617021		2	0.0%
U_S0620021		1	0.0%
U_S0623011		1	0.0%
U_S0624021		2	0.0%
U_S0639016		1	0.0%
U_S0647011		1	0.0%
U_S0657021		2	0.0%
U_S0658031		2	0.0%
U_S0660011		1	0.0%
U_S0662131		3	0.0%
U_S0664011		2	0.0%
U_S0664012		2	0.0%
U_S0664041		2	0.0%
U_S0672051		1	0.0%
U_S0673012		2	0.0%
U_S0673021		2	0.0%
U_S0673081		1	0.0%
U_S0673141		1	0.0%
U_S0675011		1	0.0%
U_S0675081		2	0.0%
U_S0680092		3	0.0%
U_S0707021		1	0.0%
U_S0707111		1	0.0%
U_S0710101		2	0.0%
U_S0719111		2	0.0%
U_S0730081		1	0.0%
U_S0732012		2	0.0%
U_S0734031		1	0.0%
U_S0734091		1	0.0%
U_S0736061		1	0.0%

File : sn_qb_network

id_uni: Union ID

Value	Label	Cases	Percentage
U_S0737101		1	0.0%
U_S0753011		1	0.0%
U_S0753031		2	0.0%
U_S0754014		2	0.0%
U_S0757011		1	0.0%
U_S0757061		1	0.0%
U_S0760111		1	0.0%
U_S0764011		1	0.0%
U_S0767011		1	0.0%
U_S0772011		3	0.0%
U_S0772071		2	0.0%
U_S0774201		3	0.0%
U_S0775021		1	0.0%
U_S0776091		1	0.0%
U_S0779191		1	0.0%
U_S0785141		2	0.0%
U_S0786061		2	0.0%
U_S0796041		5	0.1%
U_S0800021		2	0.0%
U_S0801021		1	0.0%
U_S0804141		1	0.0%
U_S0808021		1	0.0%
U_S0811011		3	0.0%
U_S0817011		1	0.0%
U_S0819011		1	0.0%
U_S0820011		2	0.0%
U_S0820021		9	0.1%
U_S0822011		3	0.0%
U_S0826021		2	0.0%
U_S0853012		1	0.0%
U_S0858021		5	0.1%
U_S0869011		1	0.0%
U_S0879021		1	0.0%
U_S0885031		1	0.0%
U_S0887011		1	0.0%
U_S0887022		2	0.0%
U_S0889011		2	0.0%
U_S0891021		2	0.0%
U_S0905072		2	0.0%
U_S0911051		1	0.0%
U_S0926011		1	0.0%
U_S0927011		1	0.0%
U_S0928141		2	0.0%

File : sn_qb_network

id_uni: Union ID

Value	Label	Cases	Percentage
U_S0935013		1	0.0%
U_S0935051		1	0.0%
U_S0937014		1	0.0%
U_S0937015		1	0.0%
U_S0970111		1	0.0%
U_S0975022		1	0.0%
U_S0976081		1	0.0%
U_S0977011		1	0.0%
U_S0978122		1	0.0%
U_S0979011		1	0.0%
U_S0984011		1	0.0%
U_S0994091		2	0.0%
U_S0998071		1	0.0%
U_S0998111		1	0.0%
U_S0999131		1	0.0%
U_S1000171		1	0.0%
U_S1003012		2	0.0%
U_S1003013		2	0.0%
U_S1004041		2	0.0%
U_S1013011		2	0.0%
U_S1013071		2	0.0%
U_S1019011		2	0.0%
U_S1029041		2	0.0%
U_S1042011		1	0.0%
U_S1042061		4	0.1%
U_S1044051		2	0.0%
U_S1045012		2	0.0%
U_S1048091		1	0.0%
U_S1050061		1	0.0%
U_S1063011		2	0.0%
U_S1064011		2	0.0%
U_S1072011		2	0.0%
U_S1080011		2	0.0%
U_S1080021		1	0.0%
U_S1081011		2	0.0%
U_S1082091		2	0.0%
U_S1101071		1	0.0%
U_S1117011		1	0.0%
U_S1119021		2	0.0%
U_S1130021		2	0.0%
U_S1135042		2	0.0%
U_S1135051		2	0.0%
U_S1179021		3	0.0%

File : sn_qb_network

id_uni: Union ID

Value	Label	Cases	Percentage
U_S1179061		1	0.0%
U_S1187021		1	0.0%
U_S1207011		2	0.0%
U_S1227011		2	0.0%
U_S1228031		2	0.0%
U_S1231011		2	0.0%
U_S1233091		1	0.0%
U_S1239021		2	0.0%
U_S1245011		1	0.0%
U_S1261101		1	0.0%
U_S1263012		1	0.0%
U_S1264081		1	0.0%
U_S1290091		1	0.0%
U_S1299021		2	0.0%

Warning: these figures indicate the number of cases found in the data file. They cannot be interpreted as summary statistics of the population of interest.

id_enf: Children ID

Information	[Type= discrete] [Format=character] [Missing=*]
Statistics [NW/ W]	[Valid=6610 /-] [Invalid=0 /-]
Notes	Computed variable from ident and q901e (num_enf in the "children" database)

Value	Label	Cases	Percentage
.		5613	84.9%
E_E101		1	0.0%
E_E1012		1	0.0%
E_E1013		1	0.0%
E_E1021		1	0.0%
E_E1022		1	0.0%
E_E1031		3	0.0%
E_E1032		1	0.0%
E_E1051		1	0.0%
E_E1052		1	0.0%
E_E1053		1	0.0%
E_E1071		1	0.0%
E_E1072		1	0.0%
E_E1073		1	0.0%
E_E1091		1	0.0%
E_E1092		1	0.0%
E_E1093		1	0.0%
E_E1094		1	0.0%
E_E1095		1	0.0%
E_E1096		1	0.0%
E_E1097		1	0.0%
E_E1098		1	0.0%
E_E1121		1	0.0%

File : sn_qb_network

id_inf: Children ID

Value	Label	Cases	Percentage
E_E1122		1	0.0%
E_E1123		1	0.0%
E_E1124		1	0.0%
E_E1143		1	0.0%
E_E1144		1	0.0%
E_E1151		1	0.0%
E_E1152		1	0.0%
E_E1164		1	0.0%
E_E1165		1	0.0%
E_E1181		1	0.0%
E_E1182		1	0.0%
E_E1183		1	0.0%
E_E1191		1	0.0%
E_E1192		1	0.0%
E_E1193		1	0.0%
E_E121		1	0.0%
E_E122		1	0.0%
E_E1263		1	0.0%
E_E1264		1	0.0%
E_E1271		1	0.0%
E_E1272		1	0.0%
E_E1294		1	0.0%
E_E1301		1	0.0%
E_E1302		1	0.0%
E_E1303		1	0.0%
E_E1321		2	0.0%
E_E1331		1	0.0%
E_E1332		1	0.0%
E_E1351		1	0.0%
E_E1381		1	0.0%
E_E1382		1	0.0%
E_E1383		1	0.0%
E_E1384		1	0.0%
E_E1385		1	0.0%
E_E1386		1	0.0%
E_E141		1	0.0%
E_E1411		1	0.0%
E_E1412		1	0.0%
E_E1413		1	0.0%
E_E1414		1	0.0%
E_E1415		1	0.0%
E_E142		1	0.0%
E_E1461		1	0.0%

File : sn_qb_network

id_inf: Children ID

Value	Label	Cases	Percentage
E_E1472		1	0.0%
E_E149.c		1	0.0%
E_E1522		1	0.0%
E_E1541		1	0.0%
E_E1542		1	0.0%
E_E1543		1	0.0%
E_E1544		1	0.0%
E_E1571		1	0.0%
E_E1572		1	0.0%
E_E1582		1	0.0%
E_E1587		1	0.0%
E_E1601		1	0.0%
E_E161		1	0.0%
E_E162		1	0.0%
E_E163		1	0.0%
E_E1631		1	0.0%
E_E164		1	0.0%
E_E1712		1	0.0%
E_E1713		1	0.0%
E_E1714		1	0.0%
E_E1721		1	0.0%
E_E1733		1	0.0%
E_E1752		1	0.0%
E_E1761		1	0.0%
E_E1762		1	0.0%
E_E1791		1	0.0%
E_E1821		2	0.0%
E_E1832		1	0.0%
E_E1911		1	0.0%
E_E1912		1	0.0%
E_E1913		1	0.0%
E_E1914		1	0.0%
E_E1951		1	0.0%
E_E1952		1	0.0%
E_E1972		1	0.0%
E_E1973		1	0.0%
E_E1991		1	0.0%
E_E1992		1	0.0%
E_E2001		1	0.0%
E_E2002		1	0.0%
E_E2003		1	0.0%
E_E2004		1	0.0%
E_E202		1	0.0%

File : sn_qb_network

id_inf: Children ID

Value	Label	Cases	Percentage
E_E204		1	0.0%
E_E205		1	0.0%
E_E211		1	0.0%
E_E212		1	0.0%
E_E213		1	0.0%
E_E221		1	0.0%
E_E222		1	0.0%
E_E223		1	0.0%
E_E261		1	0.0%
E_E262		1	0.0%
E_E265		1	0.0%
E_E266		1	0.0%
E_E291		1	0.0%
E_E292		1	0.0%
E_E311		1	0.0%
E_E312		1	0.0%
E_E313		1	0.0%
E_E314		1	0.0%
E_E315		1	0.0%
E_E331		1	0.0%
E_E332		1	0.0%
E_E333		1	0.0%
E_E351		1	0.0%
E_E352		1	0.0%
E_E371		1	0.0%
E_E402		1	0.0%
E_E403		1	0.0%
E_E404		1	0.0%
E_E41		1	0.0%
E_E411		1	0.0%
E_E412		1	0.0%
E_E413		1	0.0%
E_E414		1	0.0%
E_E421		1	0.0%
E_E422		1	0.0%
E_E443		1	0.0%
E_E444		1	0.0%
E_E473		1	0.0%
E_E474		1	0.0%
E_E481		1	0.0%
E_E482		1	0.0%
E_E501		1	0.0%
E_E531		1	0.0%

File : sn_qb_network

id_inf: Children ID

Value	Label	Cases	Percentage
E_E532		1	0.0%
E_E533		1	0.0%
E_E541		1	0.0%
E_E561		1	0.0%
E_E562		1	0.0%
E_E563		1	0.0%
E_E571		2	0.0%
E_E572		1	0.0%
E_E573		1	0.0%
E_E574		1	0.0%
E_E581		1	0.0%
E_E591		1	0.0%
E_E592		1	0.0%
E_E604		1	0.0%
E_E605		1	0.0%
E_E611		2	0.0%
E_E621		3	0.0%
E_E622		3	0.0%
E_E623		3	0.0%
E_E631		1	0.0%
E_E632		1	0.0%
E_E633		1	0.0%
E_E634		1	0.0%
E_E635		1	0.0%
E_E651		1	0.0%
E_E662		1	0.0%
E_E671		1	0.0%
E_E672		1	0.0%
E_E691		1	0.0%
E_E701		1	0.0%
E_E702		1	0.0%
E_E703		1	0.0%
E_E772		1	0.0%
E_E773		1	0.0%
E_E801		1	0.0%
E_E802		1	0.0%
E_E803		1	0.0%
E_E804		1	0.0%
E_E81		1	0.0%
E_E811		1	0.0%
E_E82		1	0.0%
E_E83		1	0.0%
E_E831		1	0.0%

File : sn_qb_network

id_inf: Children ID

Value	Label	Cases	Percentage
E_E832		1	0.0%
E_E833		1	0.0%
E_E84		1	0.0%
E_E85		1	0.0%
E_E852		1	0.0%
E_E853		2	0.0%
E_E854		2	0.0%
E_E855		2	0.0%
E_E86		1	0.0%
E_E871		1	0.0%
E_E881		1	0.0%
E_E891		1	0.0%
E_E903		1	0.0%
E_E904		1	0.0%
E_E922		1	0.0%
E_E934		1	0.0%
E_E95		1	0.0%
E_E951		1	0.0%
E_E952		1	0.0%
E_E961		1	0.0%
E_E962		1	0.0%
E_E971		1	0.0%
E_E972		1	0.0%
E_F1001		1	0.0%
E_F1002		1	0.0%
E_F101		1	0.0%
E_F1011		1	0.0%
E_F1012		1	0.0%
E_F102		1	0.0%
E_F1021		1	0.0%
E_F103		1	0.0%
E_F1061		1	0.0%
E_F1062		1	0.0%
E_F1063		1	0.0%
E_F11		1	0.0%
E_F1101		1	0.0%
E_F1102		1	0.0%
E_F111		3	0.0%
E_F1111		1	0.0%
E_F112		3	0.0%
E_F1121		1	0.0%
E_F1122		1	0.0%
E_F1123		1	0.0%

File : sn_qb_network

id_inf: Children ID

Value	Label	Cases	Percentage
E_F1124		1	0.0%
E_F1125		1	0.0%
E_F1126		1	0.0%
E_F1127		1	0.0%
E_F1128		1	0.0%
E_F113		3	0.0%
E_F1132		1	0.0%
E_F1134		1	0.0%
E_F1137		1	0.0%
E_F1138		1	0.0%
E_F1172		1	0.0%
E_F1173		1	0.0%
E_F1181		2	0.0%
E_F1191		1	0.0%
E_F1192		1	0.0%
E_F12		1	0.0%
E_F121		2	0.0%
E_F122		1	0.0%
E_F1231		1	0.0%
E_F1261		1	0.0%
E_F1271		1	0.0%
E_F1272		1	0.0%
E_F1281		1	0.0%
E_F1282		1	0.0%
E_F1283		1	0.0%
E_F1284		1	0.0%
E_F1285		1	0.0%
E_F13		1	0.0%
E_F1341		1	0.0%
E_F1342		1	0.0%
E_F1343		1	0.0%
E_F1344		1	0.0%
E_F1345		1	0.0%
E_F1346		1	0.0%
E_F1347		1	0.0%
E_F1381		1	0.0%
E_F1382		1	0.0%
E_F1383		1	0.0%
E_F1384		1	0.0%
E_F1385		1	0.0%
E_F1386		1	0.0%
E_F1401		1	0.0%
E_F1402		1	0.0%

File : sn_qb_network

id_inf: Children ID

Value	Label	Cases	Percentage
E_F1403		1	0.0%
E_F1404		1	0.0%
E_F1405		1	0.0%
E_F141		1	0.0%
E_F1412		1	0.0%
E_F142		1	0.0%
E_F1421		1	0.0%
E_F1422		1	0.0%
E_F1423		1	0.0%
E_F1424		1	0.0%
E_F1425		1	0.0%
E_F1426		1	0.0%
E_F1427		1	0.0%
E_F143		1	0.0%
E_F1441		1	0.0%
E_F1442		1	0.0%
E_F1451		1	0.0%
E_F1491		1	0.0%
E_F1492		1	0.0%
E_F1493		1	0.0%
E_F1494		1	0.0%
E_F15		1	0.0%
E_F1501		1	0.0%
E_F1503		1	0.0%
E_F1505		1	0.0%
E_F1531		1	0.0%
E_F1532		1	0.0%
E_F1541		1	0.0%
E_F1551		1	0.0%
E_F1552		1	0.0%
E_F1571		1	0.0%
E_F1581		1	0.0%
E_F1582		1	0.0%
E_F1583		1	0.0%
E_F1584		1	0.0%
E_F16		1	0.0%
E_F1601		1	0.0%
E_F1602		1	0.0%
E_F161		1	0.0%
E_F1611		1	0.0%
E_F1612		1	0.0%
E_F162		1	0.0%
E_F163		1	0.0%

File : sn_qb_network

id_inf: Children ID

Value	Label	Cases	Percentage
E_F1641		4	0.1%
E_F1642		4	0.1%
E_F1643		2	0.0%
E_F1644		1	0.0%
E_F1651		1	0.0%
E_F1652		1	0.0%
E_F1653		1	0.0%
E_F1654		1	0.0%
E_F1655		1	0.0%
E_F1661		1	0.0%
E_F17		1	0.0%
E_F171		1	0.0%
E_F1711		1	0.0%
E_F1712		1	0.0%
E_F1731		1	0.0%
E_F1732		1	0.0%
E_F1733		1	0.0%
E_F1751		1	0.0%
E_F1752		1	0.0%
E_F1753		1	0.0%
E_F1761		1	0.0%
E_F1771		1	0.0%
E_F1801		1	0.0%
E_F1802		1	0.0%
E_F1803		1	0.0%
E_F1804		1	0.0%
E_F1805		1	0.0%
E_F181		1	0.0%
E_F1813		1	0.0%
E_F1814		1	0.0%
E_F1815		1	0.0%
E_F1816		1	0.0%
E_F182		1	0.0%
E_F1833		1	0.0%
E_F1834		1	0.0%
E_F1835		1	0.0%
E_F1836		1	0.0%
E_F1837		1	0.0%
E_F1884		1	0.0%
E_F1891		1	0.0%
E_F1892		1	0.0%
E_F1893		1	0.0%
E_F1894		1	0.0%

File : sn_qb_network

id_inf: Children ID

Value	Label	Cases	Percentage
E_F1911		2	0.0%
E_F1912		2	0.0%
E_F1913		1	0.0%
E_F1921		1	0.0%
E_F193		1	0.0%
E_F1932		3	0.0%
E_F1933		1	0.0%
E_F194		1	0.0%
E_F195		1	0.0%
E_F1971		1	0.0%
E_F1981		1	0.0%
E_F1982		1	0.0%
E_F1983		1	0.0%
E_F21		1	0.0%
E_F22		1	0.0%
E_F23		1	0.0%
E_F24		1	0.0%
E_F241		1	0.0%
E_F242		1	0.0%
E_F243		1	0.0%
E_F244		1	0.0%
E_F271		1	0.0%
E_F272		1	0.0%
E_F273		1	0.0%
E_F351		1	0.0%
E_F361		1	0.0%
E_F362		1	0.0%
E_F363		1	0.0%
E_F364		1	0.0%
E_F371		1	0.0%
E_F372		1	0.0%
E_F373		1	0.0%
E_F374		1	0.0%
E_F381		1	0.0%
E_F401		1	0.0%
E_F41		1	0.0%
E_F411		1	0.0%
E_F42		1	0.0%
E_F43		1	0.0%
E_F431		1	0.0%
E_F441		1	0.0%
E_F461		1	0.0%
E_F4610		1	0.0%

File : sn_qb_network

id_inf: Children ID

Value	Label	Cases	Percentage
E_F4611		1	0.0%
E_F462		1	0.0%
E_F463		1	0.0%
E_F464		1	0.0%
E_F465		1	0.0%
E_F466		1	0.0%
E_F467		1	0.0%
E_F468		1	0.0%
E_F469		1	0.0%
E_F471		1	0.0%
E_F492		1	0.0%
E_F493		1	0.0%
E_F494		1	0.0%
E_F495		1	0.0%
E_F496		1	0.0%
E_F501		1	0.0%
E_F502		1	0.0%
E_F503		1	0.0%
E_F504		1	0.0%
E_F511		1	0.0%
E_F512		1	0.0%
E_F513		1	0.0%
E_F531		1	0.0%
E_F532		1	0.0%
E_F533		1	0.0%
E_F541		1	0.0%
E_F542		1	0.0%
E_F543		1	0.0%
E_F544		1	0.0%
E_F545		1	0.0%
E_F546		1	0.0%
E_F547		1	0.0%
E_F551		1	0.0%
E_F552		1	0.0%
E_F553		3	0.0%
E_F561		1	0.0%
E_F562		1	0.0%
E_F563		1	0.0%
E_F564		1	0.0%
E_F581		1	0.0%
E_F582		1	0.0%
E_F583		1	0.0%
E_F591		1	0.0%

File : sn_qb_network

id_inf: Children ID

Value	Label	Cases	Percentage
E_F592		1	0.0%
E_F593		1	0.0%
E_F594		1	0.0%
E_F595		1	0.0%
E_F596		1	0.0%
E_F597		1	0.0%
E_F61		1	0.0%
E_F611		1	0.0%
E_F62		1	0.0%
E_F621		1	0.0%
E_F63		1	0.0%
E_F641		1	0.0%
E_F651		1	0.0%
E_F652		1	0.0%
E_F653		1	0.0%
E_F654		1	0.0%
E_F661		1	0.0%
E_F671		1	0.0%
E_F672		1	0.0%
E_F673		1	0.0%
E_F691		1	0.0%
E_F692		1	0.0%
E_F693		1	0.0%
E_F694		1	0.0%
E_F695		1	0.0%
E_F696		1	0.0%
E_F701		1	0.0%
E_F702		1	0.0%
E_F71		1	0.0%
E_F72		1	0.0%
E_F721		1	0.0%
E_F722		1	0.0%
E_F73		1	0.0%
E_F731		1	0.0%
E_F732		1	0.0%
E_F74		1	0.0%
E_F743		1	0.0%
E_F753		1	0.0%
E_F754		1	0.0%
E_F755		1	0.0%
E_F756		1	0.0%
E_F757		1	0.0%
E_F758		1	0.0%

File : sn_qb_network

id_inf: Children ID

Value	Label	Cases	Percentage
E_F761		3	0.0%
E_F771		1	0.0%
E_F781		1	0.0%
E_F782		1	0.0%
E_F783		1	0.0%
E_F791		1	0.0%
E_F801		1	0.0%
E_F802		1	0.0%
E_F803		1	0.0%
E_F81		1	0.0%
E_F811		1	0.0%
E_F812		1	0.0%
E_F831		1	0.0%
E_F832		1	0.0%
E_F861		1	0.0%
E_F862		1	0.0%
E_F881		1	0.0%
E_F891		1	0.0%
E_F892		1	0.0%
E_F893		1	0.0%
E_F91		1	0.0%
E_F911		1	0.0%
E_F912		1	0.0%
E_F921		1	0.0%
E_F922		1	0.0%
E_F923		1	0.0%
E_F924		1	0.0%
E_F941		1	0.0%
E_F942		1	0.0%
E_F962		1	0.0%
E_F963		1	0.0%
E_F981		1	0.0%
E_F982		1	0.0%
E_F983		1	0.0%
E_F984		1	0.0%
E_I1001		1	0.0%
E_I1002		1	0.0%
E_I1012		1	0.0%
E_I1031		1	0.0%
E_I1032		1	0.0%
E_I1141		1	0.0%
E_I1142		1	0.0%
E_I1143		1	0.0%

File : sn_qb_network

id_inf: Children ID

Value	Label	Cases	Percentage
E_I1152		1	0.0%
E_I1153		1	0.0%
E_I1173		1	0.0%
E_I1181		1	0.0%
E_I1182		1	0.0%
E_I1221		1	0.0%
E_I1222		1	0.0%
E_I1271		1	0.0%
E_I1282		1	0.0%
E_I1351		1	0.0%
E_I1352		1	0.0%
E_I1361		1	0.0%
E_I1394		1	0.0%
E_I141		1	0.0%
E_I1441		1	0.0%
E_I1442		1	0.0%
E_I1443		1	0.0%
E_I1492		1	0.0%
E_I1521		1	0.0%
E_I1522		1	0.0%
E_I1531		1	0.0%
E_I1532		1	0.0%
E_I1591		1	0.0%
E_I1592		1	0.0%
E_I1593		1	0.0%
E_I1594		1	0.0%
E_I1662		1	0.0%
E_I1711		3	0.0%
E_I1731		1	0.0%
E_I1771		1	0.0%
E_I1772		1	0.0%
E_I1773		1	0.0%
E_I1811		1	0.0%
E_I1812		1	0.0%
E_I1813		1	0.0%
E_I1833		1	0.0%
E_I1861		1	0.0%
E_I1862		1	0.0%
E_I1961		1	0.0%
E_I1962		1	0.0%
E_I21		1	0.0%
E_I221		1	0.0%
E_I222		1	0.0%

File : sn_qb_network

id_inf: Children ID

Value	Label	Cases	Percentage
E_I23		1	0.0%
E_I24		1	0.0%
E_I242		1	0.0%
E_I25		1	0.0%
E_I32		1	0.0%
E_I344		2	0.0%
E_I345		1	0.0%
E_I371		1	0.0%
E_I391		1	0.0%
E_I392		1	0.0%
E_I393		1	0.0%
E_I394		1	0.0%
E_I421		1	0.0%
E_I473		1	0.0%
E_I474		1	0.0%
E_I481		1	0.0%
E_I491		1	0.0%
E_I492		1	0.0%
E_I51		1	0.0%
E_I603		1	0.0%
E_I621		1	0.0%
E_I622		1	0.0%
E_I631		1	0.0%
E_I671		1	0.0%
E_I761		1	0.0%
E_I762		1	0.0%
E_I771		1	0.0%
E_I801		1	0.0%
E_I802		1	0.0%
E_I831		1	0.0%
E_I851		1	0.0%
E_I852		1	0.0%
E_I853		1	0.0%
E_I881		1	0.0%
E_I882		1	0.0%
E_I971		1	0.0%
E_I991		1	0.0%
E_I992		1	0.0%
E_S0023012		1	0.0%
E_S0023014		1	0.0%
E_S0023016		1	0.0%
E_S0026013		1	0.0%
E_S0026017		1	0.0%

File : sn_qb_network

id_inf: Children ID

Value	Label	Cases	Percentage
E_S0030011		1	0.0%
E_S0030013		1	0.0%
E_S0030016		1	0.0%
E_S0030017		1	0.0%
E_S0031011		3	0.0%
E_S00310110		1	0.0%
E_S0039052		1	0.0%
E_S0041021		1	0.0%
E_S0047052		1	0.0%
E_S0047056		2	0.0%
E_S0049051		1	0.0%
E_S0050081		1	0.0%
E_S0055011		2	0.0%
E_S0068112		1	0.0%
E_S0068113		2	0.0%
E_S0068115		2	0.0%
E_S0085011		1	0.0%
E_S0108013		1	0.0%
E_S0108015		1	0.0%
E_S0108018		1	0.0%
E_S0108019		1	0.0%
E_S0108021		1	0.0%
E_S0108022		2	0.0%
E_S0108023		1	0.0%
E_S0112021		1	0.0%
E_S0136011		1	0.0%
E_S0160081		2	0.0%
E_S0165015		1	0.0%
E_S0177013		1	0.0%
E_S0177016		1	0.0%
E_S0177019		1	0.0%
E_S0182021		2	0.0%
E_S0182022		4	0.1%
E_S0182023		2	0.0%
E_S0182024		2	0.0%
E_S0182025		2	0.0%
E_S0182026		2	0.0%
E_S0182027		2	0.0%
E_S0188011		1	0.0%
E_S0188012		1	0.0%
E_S0191011		5	0.1%
E_S0191012		3	0.0%
E_S0191013		3	0.0%

File : sn_qb_network

id_inf: Children ID

Value	Label	Cases	Percentage
E_S0193024		1	0.0%
E_S0194013		1	0.0%
E_S0194014		2	0.0%
E_S0198063		1	0.0%
E_S0198067		1	0.0%
E_S0198069		2	0.0%
E_S0201183		4	0.1%
E_S0201186		4	0.1%
E_S0201187		2	0.0%
E_S0203041		2	0.0%
E_S0203042		2	0.0%
E_S0203043		2	0.0%
E_S0224021		1	0.0%
E_S0224023		1	0.0%
E_S0224027		1	0.0%
E_S0225012		1	0.0%
E_S0228022		1	0.0%
E_S023801.b		2	0.0%
E_S024101.b		9	0.1%
E_S0260011		1	0.0%
E_S0260012		1	0.0%
E_S0260013		1	0.0%
E_S0265012		2	0.0%
E_S0265013		1	0.0%
E_S0265015		1	0.0%
E_S0265019		1	0.0%
E_S0267011		1	0.0%
E_S0267013		1	0.0%
E_S0267061		1	0.0%
E_S0267063		1	0.0%
E_S0286012		1	0.0%
E_S0304011		1	0.0%
E_S0304013		1	0.0%
E_S0304022		1	0.0%
E_S0312011		1	0.0%
E_S0316012		1	0.0%
E_S0321025		1	0.0%
E_S033401.b		2	0.0%
E_S0349014		1	0.0%
E_S0366012		1	0.0%
E_S0375011		1	0.0%
E_S0375012		1	0.0%
E_S0375013		1	0.0%

File : sn_qb_network

id_inf: Children ID

Value	Label	Cases	Percentage
E_S0375014		1	0.0%
E_S0375015		1	0.0%
E_S0382021		1	0.0%
E_S0422012		2	0.0%
E_S0424012		1	0.0%
E_S0427011		1	0.0%
E_S0427012		1	0.0%
E_S0427013		1	0.0%
E_S0429011		1	0.0%
E_S0429012		1	0.0%
E_S0429015		1	0.0%
E_S0429017		1	0.0%
E_S0429018		1	0.0%
E_S0443011		4	0.1%
E_S0443051		1	0.0%
E_S0460011		2	0.0%
E_S0461012		1	0.0%
E_S046401.b		1	0.0%
E_S0472021		1	0.0%
E_S0475021		1	0.0%
E_S0494013		2	0.0%
E_S0494014		2	0.0%
E_S0494015		2	0.0%
E_S0497011		1	0.0%
E_S0497012		1	0.0%
E_S0497013		1	0.0%
E_S0497014		1	0.0%
E_S0497015		1	0.0%
E_S0497016		1	0.0%
E_S0509011		1	0.0%
E_S0509012		1	0.0%
E_S0509013		1	0.0%
E_S0509021		1	0.0%
E_S0509022		1	0.0%
E_S0514011		1	0.0%
E_S0524011		1	0.0%
E_S0530011		1	0.0%
E_S0530012		1	0.0%
E_S0530021		1	0.0%
E_S0530022		1	0.0%
E_S0539011		1	0.0%
E_S0539027		1	0.0%
E_S0540016		1	0.0%

File : sn_qb_network

id_inf: Children ID

Value	Label	Cases	Percentage
E_S058001.b		1	0.0%
E_S0588016		2	0.0%
E_S0588018		1	0.0%
E_S060101.b		1	0.0%
E_S0605013		1	0.0%
E_S061001.b		3	0.0%
E_S061101.b		2	0.0%
E_S0627011		1	0.0%
E_S0627012		1	0.0%
E_S0627013		1	0.0%
E_S0627014		1	0.0%
E_S0629011		1	0.0%
E_S0647011		1	0.0%
E_S0647012		1	0.0%
E_S0658031		1	0.0%
E_S0664015		2	0.0%
E_S0664016		2	0.0%
E_S0664017		2	0.0%
E_S0664042		2	0.0%
E_S0673082		2	0.0%
E_S0673083		2	0.0%
E_S0680094		5	0.1%
E_S0696065		2	0.0%
E_S0707022		1	0.0%
E_S0715011		1	0.0%
E_S0720013		1	0.0%
E_S0721056		1	0.0%
E_S0722011		1	0.0%
E_S074903.a		1	0.0%
E_S0768021		1	0.0%
E_S0771015		1	0.0%
E_S0771017		1	0.0%
E_S0774112		1	0.0%
E_S0787011		1	0.0%
E_S0787012		1	0.0%
E_S0787013		1	0.0%
E_S079601.b		2	0.0%
E_S0796041		1	0.0%
E_S079907.a		1	0.0%
E_S0800022		1	0.0%
E_S0820012		1	0.0%
E_S0820022		1	0.0%
E_S0833011		1	0.0%

File : sn_qb_network

id_inf: Children ID

Value	Label	Cases	Percentage
E_S0833012		1	0.0%
E_S0833014		1	0.0%
E_S083904.b		1	0.0%
E_S08390412		1	0.0%
E_S0839047		1	0.0%
E_S0839049		1	0.0%
E_S084001.b		1	0.0%
E_S0840011		1	0.0%
E_S086801.a		2	0.0%
E_S0884011		1	0.0%
E_S0905018		1	0.0%
E_S0905075		1	0.0%
E_S0914011		2	0.0%
E_S0926011		1	0.0%
E_S0927011		1	0.0%
E_S0927012		1	0.0%
E_S0928141		2	0.0%
E_S0928142		2	0.0%
E_S0934011		1	0.0%
E_S0934012		1	0.0%
E_S0934016		1	0.0%
E_S0935019		1	0.0%
E_S0935053		2	0.0%
E_S0937012		1	0.0%
E_S0970011		1	0.0%
E_S0970012		1	0.0%
E_S0970014		1	0.0%
E_S0970015		1	0.0%
E_S0992181		2	0.0%
E_S0992183		2	0.0%
E_S0992185		1	0.0%
E_S0992186		1	0.0%
E_S0998011		1	0.0%
E_S0998012		1	0.0%
E_S0998013		1	0.0%
E_S1001011		1	0.0%
E_S1003015		2	0.0%
E_S1003016		2	0.0%
E_S1003017		2	0.0%
E_S1003018		2	0.0%
E_S1004041		2	0.0%
E_S1004042		4	0.1%
E_S1007022		1	0.0%

File : sn_qb_network

id_enf: Children ID

Value	Label	Cases	Percentage
E_S1019011		2	0.0%
E_S1019012		2	0.0%
E_S1019013		2	0.0%
E_S1019014		2	0.0%
E_S1047027		1	0.0%
E_S1081011		2	0.0%
E_S1085012		1	0.0%
E_S1102072		1	0.0%
E_S1130023		2	0.0%
E_S1135043		2	0.0%
E_S1174011		2	0.0%
E_S1206061		2	0.0%
E_S1206062		2	0.0%
E_S1213017		1	0.0%
E_S125602.b		2	0.0%
E_S1261103		2	0.0%
E_S1305015		1	0.0%
E_S1305018		1	0.0%

Warning: these figures indicate the number of cases found in the data file. They cannot be interpreted as summary statistics of the population of interest.

q1: Sex

Information	[Type= discrete] [Format=numeric] [Range= 1-9999] [Missing=*]
Statistics [NW/ W]	[Valid=6690 /-] [Invalid=0 /-]
Pre-question	<p>PRESENTATION OF THE STUDY TO THE RESPONDENTS</p> <p>Hello, my name is I am taking part in a study about migration between Senegal and various countries in Europe, and on links between people living in Senegal and their families and friends who live abroad. Before we start, I'd like to briefly present the study to you, and inform you about your rights. This study has been organised by the University of Dakar, and several European research organisms: the Institut national d'études démographiques (Paris, France), the University of Pompeu Fabra (Barcelone, Espagne), FIERI (Turin, Italie), in collaboration with ENDA Tiers-Monde.</p> <p>WHY THIS STUDY? => Hand out the INFORMATION LEAFLET and present the study</p> <p>* For a number of years, African migration has been a major issue of public debate - in politics and the media, both in Africa and in Europe. However, this debate is often not based on real evidence, but rather on opinions.</p> <p>* In fact, the scale and causes of Senegalese migration are not very well known. We also don't know the real impacts of migration on the living conditions of Senegalese families or on Senegal's national development.</p> <p>* In this study, which is organised by both Senegalese and European researchers, we would like to produce statistical data based on the real life experiences of Senegalese people. We hope that this data will help us to understand migration better, including its effects on Senegal.</p> <p>* The findings will be used to contribute to public debates gathering citizens, researchers and political decision-makers. The finale goal of this study is to link both real life experiences and migratory and development policies.</p> <p>HOW IS THIS GOING TO HAPPEN?</p> <p>* To carry out this study, we will meet people with very different migration experiences: people who have always stayed in Senegal; people who've lived abroad but have come back to Senegal; and people who remain in Europe.</p> <p>* Some information has already been collected in January and February 2008, on households living in Dakar, mainly about life conditions and the families' relationship with their migrants.</p> <p>* Today, this questionnaire involves questions about you, your life. There are questions about the places you have lived since your childhood; about your occupations and family life; the trips you have made abroad; and so on. All these questions will allow us to look at the relationships between whether people migrate or not, and their economic and family circumstances.</p>

File : sn_qb_network

q1: Sex

* Since everyone's experiences are different, the duration of the interview varies - it should be between half an hour, and a maximum of two hours, depending on your individual life history.

RIGHTS AND CONFIDENTIALITY OF ANSWERS

* If a question makes you feel uneasy, you are not obliged to answer. You can stop the interview at any time.

* We guarantee that all the information you provide us with will be kept confidential. Your name and address are not recorded in the questionnaire. Nobody will be able to identify you from the information that you give me.

Before we start: do you have any questions?

INTRODUCTION

Literal question

Q1. The respondent is:

Post-question

To begin with, I would like to note the major events and periods of your life on this grid. We will begin at the time of your birth. Later we will look at these periods of life in some more detail.

Interviewer's instructions

STUDY IN FRANCE: Hand out the CNIL letter to the interviewee.

In compliance with the law "informatique et libertés" of January 6, 1978, you have a right to access and rectify information concerning yourself.

To exercise this right, you should apply by mail, before the first July 2008, at INED. As data are anonymous, the correction will only be possible on presentation of your interviewee number.

Value	Label	Cases	Percentage
1	Man	3156	47.2%
2	Woman	3534	52.8%

Warning: these figures indicate the number of cases found in the data file. They cannot be interpreted as summary statistics of the population of interest.

q1a: Year of birth

Information

[Type= discrete] [Format=numeric] [Range= 1932-9999] [Missing=*]

Statistics [NW/ W]

[Valid=6690 /-] [Invalid=0 /-]

Literal question

Q1A. To start with, and to help us to set a time scale, could you tell me in which year you were born (or your age)?
Year of birth

Interviewer's instructions

AGEVEN: Locate year of birth in the grid, note 0 in the columns titled "age", and fill in these columns by retracing the age till the current age of the respondent.

Value	Label	Cases	Percentage
1932		3	0.0%
1933		11	0.2%
1934		29	0.4%
1935		23	0.3%
1936		38	0.6%
1937		2	0.0%
1938		9	0.1%
1939		17	0.3%
1940		16	0.2%
1941		28	0.4%
1942		34	0.5%
1943		39	0.6%
1944		17	0.3%
1945		86	1.3%
1946		46	0.7%
1947		83	1.2%
1948		49	0.7%

File : sn_qb_network

q1a: Year of birth

Value	Label	Cases	Percentage
1949		67	1.0%
1950		66	1.0%
1951		107	1.6%
1952		108	1.6%
1953		103	1.5%
1954		121	1.8%
1955		99	1.5%
1956		120	1.8%
1957		94	1.4%
1958		167	2.5%
1959		114	1.7%
1960		225	3.4%
1961		134	2.0%
1962		178	2.7%
1963		212	3.2%
1964		198	3.0%
1965		204	3.0%
1966		183	2.7%
1967		212	3.2%
1968		239	3.6%
1969		201	3.0%
1970		274	4.1%
1971		225	3.4%
1972		313	4.7%
1973		255	3.8%
1974		188	2.8%
1975		189	2.8%
1976		171	2.6%
1977		263	3.9%
1978		220	3.3%
1979		151	2.3%
1980		197	2.9%
1981		181	2.7%
1982		214	3.2%
1983		165	2.5%
1984		2	0.0%

Warning: these figures indicate the number of cases found in the data file. They cannot be interpreted as summary statistics of the population of interest.

age_survey: Age at survey

Information	[Type= continuous] [Format=numeric] [Range= 25-77] [Missing=*]
Statistics [NW/ W]	[Valid=6690 /-] [Invalid=0 /-] [Mean=42.763 /-] [StdDev=11.174 /-]
Literal question	Q1A. To start with, and to help us to set a time scale, could you tell me in which year you were born (or your age)? Age

File : sn_qb_network

age_survey: Age at survey

Interviewer's instructions AGEVEN: Locate year of birth in the grid, note 0 in the columns titled "age", and fill in these columns by retracing the age till the current age of the respondent.

q18: Which is the last school year you attended

Information [Type= discrete] [Format=numeric] [Range= 0-2147483624] [Missing=*]

Statistics [NW/ W] [Valid=6681 /-] [Invalid=9 /-]

Literal question Q18. Let's talk about your studies: Which is the last school year you attended?

Post-question If q18 in 0, 1, 2, 3, 4, 5, 6, 7 => Go to the "Activity" module

Interviewer's instructions
- If EGO has no formal education: Encircle the code 00 below
- If EGO has some formal education: Encircle the corresponding code

Value	Label	Cases	Percentage
0	None	1340	20.1%
1	Pre-school (nursery school)	18	0.3%
2	Pre-school	87	1.3%
3	First year primary	67	1.0%
4	2nd year primary	113	1.7%
5	3rd year primary	168	2.5%
6	4th year primary	125	1.9%
7	5th year primary	1017	15.2%
8	1st year secondary	172	2.6%
9	2nd year secondary	177	2.6%
10	3rd year secondary	267	4.0%
11	4th year secondary	762	11.4%
12	1st year high school	291	4.4%
13	2nd year high school	259	3.9%
14	Final year high school	495	7.4%
15	1st year (DEUG1 or equivalent) / BTS1	156	2.3%
16	2nd year (DEUG2 or equivalent) / BTS2	303	4.5%
17	3rd year (BA or equivalent)	166	2.5%
18	4th year (MA or equivalent)	249	3.7%
19	5th year (DESS,DEA or equivalent)	236	3.5%
20	6th year (PhD studies)	213	3.2%
Sysmiss		9	

Warning: these figures indicate the number of cases found in the data file. They cannot be interpreted as summary statistics of the population of interest.

q901: Link with Ego

Information [Type= discrete] [Format=numeric] [Range= 1-2147483624] [Missing=*]

Statistics [NW/ W] [Valid=6422 /-] [Invalid=268 /-]

Source MAFE team

Pre-question PEOPLE IN THE FAMILY/NETWORK

Literal question 901. Relationship: the person is Ego's...

Interviewer's instructions
Code:
If the person is Ego's child or partner, indicate his or her number given in AGEVEN

File : sn_qb_network

q901: Link with Ego

Value	Label	Cases	Percentage
1	Partner	915	14.2%
2	Daughter/son	989	15.4%
3	Mother/father	626	9.7%
4	Sister/brother	2248	35.0%
5	Aunt/uncle	292	4.5%
6	Niece/nephew	93	1.4%
7	Cousin	482	7.5%
8	Grandmother/grandfather	9	0.1%
10	Daughter/son-in-law, stepdaughter/son	9	0.1%
11	Sister/brother-in-law	64	1.0%
12	Co-wife	2	0.0%
13	Other relative	34	0.5%
14	Friend	629	9.8%
15	Other	30	0.5%
Sysmiss		268	

Warning: these figures indicate the number of cases found in the data file. They cannot be interpreted as summary statistics of the population of interest.

q901c: Number of partner/spouse

Information	[Type= discrete] [Format=numeric] [Range= 1-7] [Missing=*]
Statistics [NW/ W]	[Valid=914 /-] [Invalid=5776 /-]
Universe	If q901 in 1
Source	MAFE team
Literal question	901. Relationship: the person is Ego's... Number of partner
Interviewer's instructions	If the person is Ego's child or partner, indicate his or her number given in AGEVEN

Value	Label	Cases	Percentage
1		663	72.5%
2		184	20.1%
3		31	3.4%
4		20	2.2%
5		9	1.0%
6		4	0.4%
7		3	0.3%
Sysmiss		5776	

Warning: these figures indicate the number of cases found in the data file. They cannot be interpreted as summary statistics of the population of interest.

q901e: Number of child

Information	[Type= discrete] [Format=numeric] [Range= 1-12] [Missing=*]
Statistics [NW/ W]	[Valid=965 /-] [Invalid=5725 /-]
Universe	If q901 in 2
Source	MAFE team
Literal question	901. Relationship: the person is Ego's... Number of child
Interviewer's instructions	If the person is Ego's child or partner, indicate his or her number given in AGEVEN

File : sn_qb_network

q901e: Number of child

Value	Label	Cases	Percentage
1		313	32.4%
2		244	25.3%
3		168	17.4%
4		89	9.2%
5		58	6.0%
6		39	4.0%
7		30	3.1%
8		12	1.2%
9		8	0.8%
10		2	0.2%
11		1	0.1%
12		1	0.1%
Sysmiss		5725	

Warning: these figures indicate the number of cases found in the data file. They cannot be interpreted as summary statistics of the population of interest.

q901a: Specify the other relative

Information	[Type= discrete] [Format=character] [Missing=*]
Statistics [NW/ W]	[Valid=31 /-] [Invalid=0 /-]
Universe	If q901 in 13
Source	MAFE team
Literal question	901. Relationship: the person is Ego's... Other relative => Specify

Value	Label	Cases	Percentage
1		1	3.2%
Beau PeRe		1	3.2%
Beau Pere		1	3.2%
Beau-FreRe		5	16.1%
Belle Mere		2	6.5%
Cousin		2	6.5%
Cugino		3	9.7%
Enfant Confie		1	3.2%
Fils		1	3.2%
Marraine		1	3.2%
Oncle		3	9.7%
Parent		1	3.2%
Petit Fils		1	3.2%
Petits Fils		1	3.2%
Primo		1	3.2%
Sobrino		1	3.2%
Tante		1	3.2%
Tio De Su Padre		1	3.2%
Zio		2	6.5%
Zio Della Moglie		1	3.2%

File : sn_qb_network

q901a: Specify the other relative

Warning: these figures indicate the number of cases found in the data file. They cannot be interpreted as summary statistics of the population of interest.

q901b: Specify other

Information	[Type= discrete] [Format=character] [Missing=*]
Statistics [NW/ W]	[Valid=20 /-] [Invalid=0 /-]
Universe	If q901 in 15
Source	MAFE team
Literal question	901. Relationship: the person is Ego's... Other => Specify

Value	Label	Cases	Percentage
"Soeur"		1	5.0%
Amie De Ma MeRe		1	5.0%
Demi-FreRe		1	5.0%
Employeur		3	15.0%
Ex Belle Mere		1	5.0%
Ex Conjoint		1	5.0%
Fille De Son Conjoint		2	10.0%
Fils De Son Conjoint		2	10.0%
Hija Paloma		1	5.0%
Maraine		1	5.0%
Parents Des Beaux-FreRes		1	5.0%
Socio		1	5.0%
Soeur Ainee De Son Ami		2	10.0%
Tante		1	5.0%
Voisin		1	5.0%

Warning: these figures indicate the number of cases found in the data file. They cannot be interpreted as summary statistics of the population of interest.

q902: Sex of the migrant

Information	[Type= discrete] [Format=numeric] [Range= 1-2147483624] [Missing=*]
Statistics [NW/ W]	[Valid=6412 /-] [Invalid=278 /-]
Source	MAFE team
Literal question	902. Sex:

Value	Label	Cases	Percentage
1	Man	4462	69.6%
2	Woman	1950	30.4%
Sysmiss		278	

Warning: these figures indicate the number of cases found in the data file. They cannot be interpreted as summary statistics of the population of interest.

q903c: Year in which they met

Information	[Type= discrete] [Format=numeric] [Range= 1945-2147483624] [Missing=*]
Statistics [NW/ W]	[Valid=1438 /-] [Invalid=5252 /-]
Source	MAFE team

File : sn_qb_network

q903c: Year in which they met

Literal question 903C. Year in which they met

Interviewer's instructions Cross out if the person is not a partner or a friend

Value	Label	Cases	Percentage
1945		2	0.1%
1946		2	0.1%
1950		3	0.2%
1952		4	0.3%
1954		4	0.3%
1955		2	0.1%
1956		1	0.1%
1958		2	0.1%
1959		6	0.4%
1960		6	0.4%
1961		5	0.3%
1962		12	0.8%
1963		2	0.1%
1964		8	0.6%
1965		10	0.7%
1966		4	0.3%
1967		12	0.8%
1968		15	1.0%
1969		10	0.7%
1970		52	3.6%
1971		7	0.5%
1972		20	1.4%
1973		10	0.7%
1974		15	1.0%
1975		21	1.5%
1976		19	1.3%
1977		23	1.6%
1978		21	1.5%
1979		24	1.7%
1980		67	4.7%
1981		26	1.8%
1982		24	1.7%
1983		32	2.2%
1984		34	2.4%
1985		38	2.6%
1986		35	2.4%
1987		54	3.8%
1988		46	3.2%
1989		48	3.3%
1990		74	5.1%
1991		30	2.1%

File : sn_qb_network

q903c: Year in which they met

Value	Label	Cases	Percentage
1992		51	3.5%
1993		36	2.5%
1994		37	2.6%
1995		37	2.6%
1996		28	1.9%
1997		48	3.3%
1998		55	3.8%
1999		47	3.3%
2000		64	4.5%
2001		31	2.2%
2002		32	2.2%
2003		32	2.2%
2004		30	2.1%
2005		20	1.4%
2006		34	2.4%
2007		20	1.4%
2008		6	0.4%
Sysmiss		5252	

Warning: these figures indicate the number of cases found in the data file. They cannot be interpreted as summary statistics of the population of interest.

q903d: Year of death

Information	[Type= discrete] [Format=numeric] [Range= 1938-2008] [Missing=*]
Statistics [NW/ W]	[Valid=322 /-] [Invalid=6368 /-]
Source	MAFE team
Literal question	903D. Year of death
Interviewer's instructions	Cross out if the person is not deceased

Value	Label	Cases	Percentage
1938		1	0.3%
1948		1	0.3%
1956		4	1.2%
1960		3	0.9%
1962		4	1.2%
1964		2	0.6%
1965		1	0.3%
1966		2	0.6%
1967		2	0.6%
1968		1	0.3%
1972		1	0.3%
1974		2	0.6%
1975		3	0.9%
1976		5	1.6%
1977		3	0.9%
1979		2	0.6%

File : sn_qb_network

q903d: Year of death

Value	Label	Cases	Percentage
1980		3	0.9%
1982		5	1.6%
1983		3	0.9%
1984		6	1.9%
1985		6	1.9%
1986		6	1.9%
1987		4	1.2%
1988		2	0.6%
1989		5	1.6%
1990		4	1.2%
1991		4	1.2%
1992		8	2.5%
1993		10	3.1%
1994		3	0.9%
1995		9	2.8%
1996		5	1.6%
1997		12	3.7%
1998		7	2.2%
1999		8	2.5%
2000		11	3.4%
2001		26	8.1%
2002		22	6.8%
2003		22	6.8%
2004		21	6.5%
2005		15	4.7%
2006		24	7.5%
2007		29	9.0%
2008		5	1.6%
Sysmiss		6368	

Warning: these figures indicate the number of cases found in the data file. They cannot be interpreted as summary statistics of the population of interest.

country: Country of migration

Information	[Type= discrete] [Format=numeric] [Range= 96000-2147483624] [Missing=*]		
Statistics [NW/ W]	[Valid=6345 /-] [Invalid=345 /-]		
Source	MAFE team		
Literal question	904/5/6/7/8/9. Country 1/2/3/4/5/6		
Interviewer's instructions	In plain text and CAPITAL letters		
Value	Label	Cases	Percentage
96000	FRANCE	1834	28.9%
99101	DENMARK	2	0.0%
99103	NORWAY	1	0.0%
99104	SWEDEN	2	0.0%
99109	GERMANY	49	0.8%

File : sn_qb_network

country: Country of migration

Value	Label	Cases	Percentage
99110	AUSTRIA	2	0.0%
99114	ROMANIA	1	0.0%
99122	POLAND	2	0.0%
99123	RUSSIA	5	0.1%
99126	GREECE	3	0.0%
99127	ITALY	1041	16.4%
99131	BELGIUM	19	0.3%
99132	UNITED KINGDOM	29	0.5%
99134	SPAIN	892	14.1%
99135	NETHERLANDS	8	0.1%
99136	IRELAND or EIRE	1	0.0%
99137	LUXEMBOURG	1	0.0%
99139	PORTUGAL	34	0.5%
99140	SWITZERLAND	28	0.4%
99142	FEDERAL REPUBLIC OF GERMANY	2	0.0%
99201	SAUDI ARABIA	27	0.4%
99205	LEBANON	11	0.2%
99208	TURKEY	2	0.0%
99216	CHINA	4	0.1%
99217	JAPAN	3	0.0%
99228	NON-FEDERATED MALAY STATES	2	0.0%
99231	INDONESIA	2	0.0%
99240	KUWAIT	1	0.0%
99247	UNITED ARAB EMIRATES	2	0.0%
99249	BAHRAIN	1	0.0%
99251	YEMEN	1	0.0%
99301	EGYPT	6	0.1%
99302	LIBERIA	7	0.1%
99303	SOUTH AFRICA	10	0.2%
99304	GAMBIA	55	0.9%
99309	TANZANIA	1	0.0%
99311	NAMIBIA	1	0.0%
99314	EQUATORIAL GUINEA	3	0.0%
99315	ETHIOPIA	4	0.1%
99316	LIBYA	14	0.2%
99320	PORTUGUESE INDIAN OCEAN ISLANDS	1	0.0%
99321	BURUNDI	1	0.0%
99322	CAMEROON	26	0.4%
99323	CENTRAL AFRICAN REPUBLIC	7	0.1%
99324	CONGO	29	0.5%
99326	COTE DIVOIRE	201	3.2%
99327	BENIN	6	0.1%
99328	GABON	125	2.0%

File : sn_qb_network

country: Country of migration

Value	Label	Cases	Percentage
99329	GHANA	6	0.1%
99330	GUINEA	75	1.2%
99331	BURKINA FASO	27	0.4%
99333	MADAGASCAR	1	0.0%
99335	MALI	99	1.6%
99336	MAURITANIA	176	2.8%
99337	NIGER	12	0.2%
99338	NIGERIA	3	0.0%
99340	RWANDA	2	0.0%
99341	SENEGAL	913	14.4%
99342	SIERRA LEONE	2	0.0%
99343	SUDAN	3	0.0%
99344	CHAD	4	0.1%
99345	TOGO	11	0.2%
99350	MOROCCO	64	1.0%
99351	TUNISIA	11	0.2%
99352	ALGERIA	6	0.1%
99392	GUINEA BISSAU	10	0.2%
99393	MOZAMBIQUE	1	0.0%
99395	ANGOLA	6	0.1%
99396	CAPE VERDE	9	0.1%
99397	COMOROS	1	0.0%
99398	SEYCHELLES	1	0.0%
99399	DJIBOUTI	1	0.0%
99401	CANADA	27	0.4%
99404	UNITED STATES	351	5.5%
99410	HAITI	2	0.0%
99415	ARGENTINA	3	0.0%
99416	BRAZIL	3	0.0%
99426	JAMAICA	1	0.0%
99431	NETHERLANDS ANTILLES	1	0.0%
99501	AUSTRALIA	3	0.0%
99516	MICRONESIA (FEDERATED STATES OF)	1	0.0%
Sysmiss		345	

Warning: these figures indicate the number of cases found in the data file. They cannot be interpreted as summary statistics of the population of interest.

q904d: Beginning year of the migration

Information	[Type= discrete] [Format=numeric] [Range= 1914-2147483624] [Missing=*]
Statistics [NW/ W]	[Valid=6222 /-] [Invalid=468 /-]
Source	MAFE team
Literal question	904/5/6/7/8/9D - 904/5/6/7/8/9F. Start and end year of the stay in "Country 1/2/3/4/5/6" Start year
Post-question	- Following migrants => next page or Additional sheets - MODULE RETURNS => Page 59 or Next page

File : sn_qb_network

q904d: Beginning year of the migration

Value	Label	Cases	Percentage
1914		2	0.0%
1918		3	0.0%
1927		1	0.0%
1933		5	0.1%
1938		2	0.0%
1939		6	0.1%
1940		1	0.0%
1942		4	0.1%
1943		1	0.0%
1944		3	0.0%
1945		4	0.1%
1946		2	0.0%
1947		6	0.1%
1948		2	0.0%
1949		2	0.0%
1950		6	0.1%
1951		13	0.2%
1952		1	0.0%
1953		9	0.1%
1954		12	0.2%
1955		10	0.2%
1956		12	0.2%
1957		3	0.0%
1958		25	0.4%
1959		12	0.2%
1960		24	0.4%
1961		15	0.2%
1962		22	0.4%
1963		16	0.3%
1964		16	0.3%
1965		19	0.3%
1966		17	0.3%
1967		21	0.3%
1968		30	0.5%
1969		35	0.6%
1970		69	1.1%
1971		31	0.5%
1972		59	0.9%
1973		39	0.6%
1974		57	0.9%
1975		53	0.9%
1976		50	0.8%
1977		61	1.0%

File : sn_qb_network

q904d: Beginning year of the migration

Value	Label	Cases	Percentage
1978		68	1.1%
1979		71	1.1%
1980		142	2.3%
1981		75	1.2%
1982		91	1.5%
1983		83	1.3%
1984		85	1.4%
1985		138	2.2%
1986		119	1.9%
1987		114	1.8%
1988		156	2.5%
1989		143	2.3%
1990		213	3.4%
1991		140	2.3%
1992		170	2.7%
1993		177	2.8%
1994		169	2.7%
1995		179	2.9%
1996		151	2.4%
1997		175	2.8%
1998		303	4.9%
1999		239	3.8%
2000		380	6.1%
2001		247	4.0%
2002		266	4.3%
2003		272	4.4%
2004		251	4.0%
2005		241	3.9%
2006		243	3.9%
2007		239	3.8%
2008		101	1.6%
Sysmiss		468	

Warning: these figures indicate the number of cases found in the data file. They cannot be interpreted as summary statistics of the population of interest.

q904f: Ending year of the migration

Information	[Type= discrete] [Format=numeric] [Range= 1918-2147483624] [Missing=*]
Statistics [NW/ W]	[Valid=1602 /-] [Invalid=5088 /-]
Source	MAFE team
Literal question	904/5/6/7/8/9D - 904/5/6/7/8/9F. Start and end year of the stay in "Country 1/2/3/4/5/6" End year
Post-question	- Following migrants => next page or Additional sheets - MODULE RETURNS => Page 59 or Next page
Interviewer's instructions	Cross out if the person is currently still living in this country

File : sn_qb_network

q904f: Ending year of the migration

Value	Label	Cases	Percentage
1918		3	0.2%
1938		1	0.1%
1942		2	0.1%
1944		1	0.1%
1945		2	0.1%
1946		1	0.1%
1947		2	0.1%
1948		2	0.1%
1949		1	0.1%
1950		1	0.1%
1951		1	0.1%
1952		1	0.1%
1953		6	0.4%
1954		8	0.5%
1955		5	0.3%
1956		7	0.4%
1957		1	0.1%
1958		1	0.1%
1959		3	0.2%
1960		10	0.6%
1961		7	0.4%
1962		12	0.7%
1963		4	0.2%
1964		7	0.4%
1965		2	0.1%
1966		6	0.4%
1967		7	0.4%
1968		8	0.5%
1969		10	0.6%
1970		9	0.6%
1971		7	0.4%
1972		14	0.9%
1973		9	0.6%
1974		20	1.2%
1975		14	0.9%
1976		12	0.7%
1977		15	0.9%
1978		10	0.6%
1979		23	1.4%
1980		30	1.9%
1981		14	0.9%
1982		19	1.2%
1983		20	1.2%

File : sn_qb_network

q904f: Ending year of the migration

Value	Label	Cases	Percentage
1984		20	1.2%
1985		34	2.1%
1986		36	2.2%
1987		32	2.0%
1988		36	2.2%
1989		52	3.2%
1990		42	2.6%
1991		33	2.1%
1992		36	2.2%
1993		40	2.5%
1994		54	3.4%
1995		43	2.7%
1996		38	2.4%
1997		53	3.3%
1998		64	4.0%
1999		50	3.1%
2000		72	4.5%
2001		59	3.7%
2002		71	4.4%
2003		80	5.0%
2004		60	3.7%
2005		63	3.9%
2006		73	4.6%
2007		81	5.1%
2008		42	2.6%
Sysmiss		5088	

Warning: these figures indicate the number of cases found in the data file. They cannot be interpreted as summary statistics of the population of interest.

flag_age: Less than 25 years and more than 75 years

Information	[Type= discrete] [Format=numeric] [Range= 0-1] [Missing=*]
Statistics [NW/ W]	[Valid=6690 /-] [Invalid=0 /-]
Definition	The migrant is younger than 25 or older than 75 at the time of the survey.
Notes	These individuals have ages very close to the thresholds 25-75.

Value	Label	Cases	Percentage
0	No	6676	99.8%
1	Yes	14	0.2%

Warning: these figures indicate the number of cases found in the data file. They cannot be interpreted as summary statistics of the population of interest.

flag_arrival: First migration in Europe before 18

Information	[Type= discrete] [Format=numeric] [Range= 0-1] [Missing=*]
Statistics [NW/ W]	[Valid=4299 /-] [Invalid=2391 /-]
Definition	The migrant (current or returnee) arrived in Europe the 1st time before 18.

Value	Label	Cases	Percentage
0	No	4253	98.9%

File : sn_qb_network

flag_arrival: First migration in Europe before 18

Value	Label	Cases	Percentage
1	Yes	46	1.1%
Sysmiss		2391	

Warning: these figures indicate the number of cases found in the data file. They cannot be interpreted as summary statistics of the population of interest.

flag_visitor: Resident in Europe but surveyed in Africa

Information	[Type= discrete] [Format=numeric] [Range= 0-1] [Missing=*]
Statistics [NW/ W]	[Valid=6690 /-] [Invalid=0 /-]
Definition	The migrant was living in Europe at the time of the survey, but was surveyed in Africa during a visit.
Notes	In these cases, id_country = country of residence in Europe (even though the questionnaire was filled in in Senegal)

Value	Label	Cases	Percentage
0	No	6666	99.6%
1	Yes	24	0.4%

Warning: these figures indicate the number of cases found in the data file. They cannot be interpreted as summary statistics of the population of interest.

weight_eur: Weighting normalized on the 3 european countries

Information	[Type= continuous] [Format=numeric] [Range= 0.123741947114468-2.92577934265137] [Missing=*]
Statistics [NW/ W]	[Valid=3201 /-] [Invalid=3489 /-]
Definition	Use when working on the European countries pooled together (for example, the Senegalese population sampled in France, Italy and Spain). It should not be used if the analyses include individuals surveyed in Africa.

weight_all: Weighting normalized on the 4 countries

Information	[Type= continuous] [Format=numeric] [Range= 0.043433666229248-7.21617412567139] [Missing=*]
Statistics [NW/ W]	[Valid=6690 /-] [Invalid=0 /-]
Definition	Use when working on all countries of the MAFE survey (for example, Senegalese population from Senegalese, French, Italian and Spanish samples).

weight_ctry: Weighting normalized by country

Information	[Type= continuous] [Format=numeric] [Range= 0.054081816226244-5.26600313186646] [Missing=*]
Statistics [NW/ W]	[Valid=6690 /-] [Invalid=0 /-]
Definition	Use when working on a single country (for example, the Senegalese population sampled only in Senegal, or in any single European country).

File : sn_qb_short_return

idnt: Biographic individual identifier

Information	[Type= discrete] [Format=character] [Missing=*]
Statistics [NW/ W]	[Valid=2570 /-] [Invalid=0 /-]
Definition	Individual identifiant = 1st letter of country + n° of questionnaire compost

id_country: Country of the survey

Information	[Type= discrete] [Format=character] [Missing=*]
Statistics [NW/ W]	[Valid=2570 /-] [Invalid=0 /-]
Definition	Country where the data was collected: - Es = Spain - Fr = France - It = Italy - Sn = Senegal

Value	Label	Cases	Percentage
Es		425	16.5%
Fr		706	27.5%
It		368	14.3%
Sn		1071	41.7%

Warning: these figures indicate the number of cases found in the data file. They cannot be interpreted as summary statistics of the population of interest.

n_menage: ID of the HH

Information	[Type= continuous] [Format=numeric] [Range= 3-2011] [Missing=*]
Statistics [NW/ W]	[Valid=198 /-] [Invalid=2372 /-]
Definition	Household ID Only available for Africa

n_indiv: ID of the individual in the HH

Information	[Type= continuous] [Format=numeric] [Range= 0-101] [Missing=*]
Statistics [NW/ W]	[Valid=175 /-] [Invalid=2395 /-]
Definition	ID of each individual within her/his household Only available for Africa

num_dr: Constructed ID of the PSU

Information	[Type= discrete] [Format=character] [Missing=*]
Statistics [NW/ W]	[Valid=1081 /-] [Invalid=0 /-]
Definition	Survey area ID Only available for Africa

Value	Label	Cases	Percentage
01		7	0.6%
02		18	1.7%
03		19	1.8%
04		16	1.5%
05		18	1.7%
06		18	1.7%
07		17	1.6%
08		19	1.8%
09		17	1.6%
10		25	2.3%

File : sn_qb_short_return

num_dr: Constructed ID of the PSU

Value	Label	Cases	Percentage
11		16	1.5%
12		18	1.7%
13		27	2.5%
14		24	2.2%
15		11	1.0%
16		11	1.0%
17		17	1.6%
18		20	1.9%
19		16	1.5%
20		9	0.8%
21		23	2.1%
22		15	1.4%
23		19	1.8%
24		15	1.4%
25		20	1.9%
26		15	1.4%
27		14	1.3%
28		13	1.2%
29		16	1.5%
30		19	1.8%
31		25	2.3%
32		16	1.5%
33		18	1.7%
34		25	2.3%
35		23	2.1%
36		24	2.2%
37		23	2.1%
38		18	1.7%
39		13	1.2%
40		18	1.7%
41		27	2.5%
42		16	1.5%
43		21	1.9%
44		12	1.1%
45		20	1.9%
46		30	2.8%
47		16	1.5%
48		23	2.1%
49		15	1.4%
50		16	1.5%
51		18	1.7%
52		14	1.3%
53		16	1.5%

File : sn_qb_short_return

num_dr: Constructed ID of the PSU

Value	Label	Cases	Percentage
54		22	2.0%
55		14	1.3%
56		15	1.4%
57		13	1.2%
58		21	1.9%
59		21	1.9%
60		16	1.5%

Warning: these figures indicate the number of cases found in the data file. They cannot be interpreted as summary statistics of the population of interest.

strata_area: Strate of the CD defined by the population census

Information	[Type= discrete] [Format=numeric] [Range= 1-10] [Missing=*]
Statistics [NW/ W]	[Valid=1081 /-] [Invalid=1489 /-]
Definition	Migration prevalence in each survey area, defined using the 2002 Census Only available for Africa

Value	Label	Cases	Percentage
1		100	9.3%
2		108	10.0%
3		103	9.5%
4		108	10.0%
5		105	9.7%
6		109	10.1%
7		118	10.9%
8		101	9.3%
9		128	11.8%
10		101	9.3%
Sysmiss		1489	

Warning: these figures indicate the number of cases found in the data file. They cannot be interpreted as summary statistics of the population of interest.

strata_hh: HH with migrants

Information	[Type= discrete] [Format=numeric] [Range= 0-2] [Missing=*]
Statistics [NW/ W]	[Valid=1081 /-] [Invalid=1489 /-]
Definition	Stratification by household migrant status according to the screening survey Only available for Africa

Value	Label	Cases	Percentage
0	Non migrant HH	711	65.8%
1	HH with returnee(s) or migrant(s) abroad	370	34.2%
Sysmiss		1489	

Warning: these figures indicate the number of cases found in the data file. They cannot be interpreted as summary statistics of the population of interest.

strata_ind: Presence of migrant in the HH during the census

Information	[Type= discrete] [Format=numeric] [Range= 1-3] [Missing=*]
Statistics [NW/ W]	[Valid=1074 /-] [Invalid=1496 /-]
Definition	3 strata according to the individuals' migratory status Only available for Africa

File : sn_qb_short_return

strata_ind: Presence of migrant in the HH during the census

Value	Label	Cases	Percentage
1	Return migrant	152	14.2%
2	Partner of a migrant	117	10.9%
3	Other non migrant	805	75.0%
Sysmiss		1496	

Warning: these figures indicate the number of cases found in the data file. They cannot be interpreted as summary statistics of the population of interest.

num_sh_ret: Number of the short return

Information	[Type= discrete] [Format=numeric] [Range= 1-18] [Missing=*]
Statistics [NW/ W]	[Valid=1310 /-] [Invalid=1260 /-]

Value	Label	Cases	Percentage
1		407	31.1%
2		260	19.8%
3		180	13.7%
4		120	9.2%
5		82	6.3%
6		64	4.9%
7		51	3.9%
8		35	2.7%
9		30	2.3%
10		20	1.5%
11		18	1.4%
12		12	0.9%
13		8	0.6%
14		7	0.5%
15		7	0.5%
16		5	0.4%
17		3	0.2%
18		1	0.1%
Sysmiss		1260	

Warning: these figures indicate the number of cases found in the data file. They cannot be interpreted as summary statistics of the population of interest.

q1: Sex

Information	[Type= discrete] [Format=numeric] [Range= 1-9999] [Missing=*]
Statistics [NW/ W]	[Valid=2570 /-] [Invalid=0 /-]

Pre-question	<p>PRESENTATION OF THE STUDY TO THE RESPONDENTS</p> <p>Hello, my name is I am taking part in a study about migration between Senegal and various countries in Europe, and on links between people living in Senegal and their families and friends who live abroad. Before we start, I'd like to briefly present the study to you, and inform you about your rights. This study has been organised by the University of Dakar, and several European research organisms: the Institut national d'études démographiques (Paris, France), the University of Pompeu Fabra (Barcelone, Espagne), FIERI (Turin, Italie), in collaboration with ENDA Tiers-Monde.</p> <p>WHY THIS STUDY? => Hand out the INFORMATION LEAFLET and present the study</p> <p>* For a number of years, African migration has been a major issue of public debate - in politics and the media, both in Africa and in Europe. However, this debate is often not based on real evidence, but rather on opinions.</p> <p>* In fact, the scale and causes of Senegalese migration are not very well known. We also don't know the real impacts of migration on the living conditions of Senegalese families or on Senegal's national development.</p>
---------------------	--

File : sn_qb_short_return

q1: Sex

* In this study, which is organised by both Senegalese and European researchers, we would like to produce statistical data based on the real life experiences of Senegalese people. We hope that this data will help us to understand migration better, including its effects on Senegal.

* The findings will be used to contribute to public debates gathering citizens, researchers and political decision-makers. The finale goal of this study is to link both real life experiences and migratory and development policies.

HOW IS THIS GOING TO HAPPEN?

* To carry out this study, we will meet people with very different migration experiences: people who have always stayed in Senegal; people who've lived abroad but have come back to Senegal; and people who remain in Europe.

* Some information has already been collected in January and February 2008, on households living in Dakar, mainly about life conditions and the families' relationship with their migrants.

* Today, this questionnaire involves questions about you, your life. There are questions about the places you have lived since your childhood; about your occupations and family life; the trips you have made abroad; and so on. All these questions will allow us to look at the relationships between whether people migrate or not, and their economic and family circumstances.

* Since everyone's experiences are different, the duration of the interview varies - it should be between half an hour, and a maximum of two hours, depending on your individual life history.

RIGHTS AND CONFIDENTIALITY OF ANSWERS

* If a question makes you feel uneasy, you are not obliged to answer. You can stop the interview at any time.

* We guarantee that all the information you provide us with will be kept confidential. Your name and address are not recorded in the questionnaire. Nobody will be able to identify you from the information that you give me.

Before we start: do you have any questions?

INTRODUCTION

Literal question	Q1. The respondent is:
Post-question	To begin with, I would like to note the major events and periods of your life on this grid. We will begin at the time of your birth. Later we will look at these periods of life in some more detail.
Interviewer's instructions	STUDY IN FRANCE: Hand out the CNIL letter to the interviewee. In compliance with the law "informatique et libertés" of January 6, 1978, you have a right to access and rectify information concerning yourself. To exercise this right, you should apply by mail, before the first July 2008, at INED. As data are anonymous, the correction will only be possible on presentation of your interviewee number.

Value	Label	Cases	Percentage
1	Man	1352	52.6%
2	Woman	1218	47.4%

Warning: these figures indicate the number of cases found in the data file. They cannot be interpreted as summary statistics of the population of interest.

q1a: Year of birth

Information	[Type= discrete] [Format=numeric] [Range= 1932-9999] [Missing=*]
Statistics [NW/ W]	[Valid=2570 /-] [Invalid=0 /-]
Literal question	Q1A. To start with, and to help us to set a time scale, could you tell me in which year you were born (or your age)? Year of birth
Interviewer's instructions	AGEVEN: Locate year of birth in the grid, note 0 in the columns titled "age", and fill in these columns by retracing the age till the current age of the respondent.

Value	Label	Cases	Percentage
1932		1	0.0%
1933		3	0.1%
1934		6	0.2%
1935		8	0.3%
1936		5	0.2%
1937		1	0.0%
1938		5	0.2%

File : sn_qb_short_return

q1a: Year of birth

Value	Label	Cases	Percentage
1939		6	0.2%
1940		11	0.4%
1941		5	0.2%
1942		7	0.3%
1943		13	0.5%
1944		6	0.2%
1945		24	0.9%
1946		10	0.4%
1947		32	1.2%
1948		29	1.1%
1949		25	1.0%
1950		31	1.2%
1951		67	2.6%
1952		47	1.8%
1953		58	2.3%
1954		44	1.7%
1955		45	1.8%
1956		48	1.9%
1957		65	2.5%
1958		69	2.7%
1959		74	2.9%
1960		111	4.3%
1961		53	2.1%
1962		84	3.3%
1963		64	2.5%
1964		71	2.8%
1965		76	3.0%
1966		84	3.3%
1967		84	3.3%
1968		86	3.3%
1969		59	2.3%
1970		101	3.9%
1971		94	3.7%
1972		118	4.6%
1973		80	3.1%
1974		69	2.7%
1975		68	2.6%
1976		54	2.1%
1977		90	3.5%
1978		60	2.3%
1979		56	2.2%
1980		70	2.7%
1981		66	2.6%

File : sn_qb_short_return

q1a: Year of birth

Value	Label	Cases	Percentage
1982		68	2.6%
1983		57	2.2%
1984		2	0.1%

Warning: these figures indicate the number of cases found in the data file. They cannot be interpreted as summary statistics of the population of interest.

age_survey: Age at survey

Information	[Type= continuous] [Format=numeric] [Range= 25-77] [Missing=*]
Statistics [NW/ W]	[Valid=2570 /-] [Invalid=0 /-] [Mean=43.502 /-] [StdDev=10.777 /-]
Literal question	Q1A. To start with, and to help us to set a time scale, could you tell me in which year you were born (or your age)? Age
Interviewer's instructions	AGEVEN: Locate year of birth in the grid, note 0 in the columns titled "age", and fill in these columns by retracing the age till the current age of the respondent.

q18: Which is the last school year you attended

Information	[Type= discrete] [Format=numeric] [Range= 0-2147483624] [Missing=*]
Statistics [NW/ W]	[Valid=2566 /-] [Invalid=4 /-]
Literal question	Q18. Let's talk about your studies: Which is the last school year you attended?
Post-question	If q18 in 0, 1, 2, 3, 4, 5, 6, 7 => Go to the "Activity" module
Interviewer's instructions	- If EGO has no formal education: Encircle the code 00 below - If EGO has some formal education: Encircle the corresponding code

Value	Label	Cases	Percentage
0	None	534	20.8%
1	Pre-school (nursery school)	8	0.3%
2	Pre-school	35	1.4%
3	First year primary	53	2.1%
4	2nd year primary	58	2.3%
5	3rd year primary	68	2.7%
6	4th year primary	93	3.6%
7	5th year primary	434	16.9%
8	1st year secondary	68	2.7%
9	2nd year secondary	81	3.2%
10	3rd year secondary	108	4.2%
11	4th year secondary	289	11.3%
12	1st year high school	84	3.3%
13	2nd year high school	75	2.9%
14	Final year high school	206	8.0%
15	1st year (DEUG1 or equivalent) / BTS1	35	1.4%
16	2nd year (DEUG2 or equivalent) / BTS2	95	3.7%
17	3rd year (BA or equivalent)	55	2.1%
18	4th year (MA or equivalent)	75	2.9%
19	5th year (DESS,DEA or equivalent)	72	2.8%
20	6th year (PhD studies)	40	1.6%
Sysmiss		4	

Warning: these figures indicate the number of cases found in the data file. They cannot be interpreted as summary statistics of the population of interest.

File : sn_qb_short_return

q1000d: Start year return

Information	[Type= discrete] [Format=numeric] [Range= 1956-2147483624] [Missing=*]
Statistics [NW/ W]	[Valid=1309 /-] [Invalid=1261 /-]
Source	MAFE team
Literal question	1001/02/03/04/05/06/07/08/09/10/11/12/13/14/15/16/17/18/19/20/21/22D - 1001/02/03/04/05/06/07/08/09/10/11/12/13/14/15/16/17/18/19/20/21/22F. 1st/2nd/3rd/4th/5th/6th/7th/8th/9th/10th/11th/12th/13th/14th/15th/16th/17th/18th/19th/20th/21th/22th return to Senegal Start year
Interviewer's instructions	If there is a return every year over a period of several years, group these returns in one single period.

Value	Label	Cases	Percentage
1956		1	0.1%
1968		1	0.1%
1970		1	0.1%
1971		1	0.1%
1973		1	0.1%
1974		5	0.4%
1975		2	0.2%
1976		5	0.4%
1977		4	0.3%
1978		4	0.3%
1979		5	0.4%
1980		6	0.5%
1981		5	0.4%
1982		11	0.8%
1983		8	0.6%
1984		12	0.9%
1985		11	0.8%
1986		11	0.8%
1987		15	1.1%
1988		21	1.6%
1989		23	1.8%
1990		24	1.8%
1991		25	1.9%
1992		35	2.7%
1993		32	2.4%
1994		35	2.7%
1995		41	3.1%
1996		36	2.8%
1997		45	3.4%
1998		47	3.6%
1999		41	3.1%
2000		78	6.0%
2001		59	4.5%
2002		77	5.9%
2003		85	6.5%

File : sn_qb_short_return

q1000d: Start year return

Value	Label	Cases	Percentage
2004		112	8.6%
2005		95	7.3%
2006		112	8.6%
2007		131	10.0%
2008		46	3.5%
Sysmiss		1261	

Warning: these figures indicate the number of cases found in the data file. They cannot be interpreted as summary statistics of the population of interest.

q1000f: End year return

Information	[Type= discrete] [Format=numeric] [Range= 1956-2147483624] [Missing=*]
Statistics [NW/ W]	[Valid=1269 /-] [Invalid=1301 /-]
Source	MAFE team
Literal question	1001/02/03/04/05/06/07/08/09/10/11/12/13/14/15/16/17/18/19/20/21/22D - 1001/02/03/04/05/06/07/08/09/10/11/12/13/14/15/16/17/18/19/20/21/22F. 1st/2nd/3rd/4th/5th/6th/7th/8th/9th/10th/11th/12th/13th/14th/15th/16th/17th/18th/19th/20th/21th/22th return to Senegal End year
Interviewer's instructions	If there is a return every year over a period of several years, group these returns in one single period.

Value	Label	Cases	Percentage
1956		1	0.1%
1968		1	0.1%
1971		1	0.1%
1973		1	0.1%
1974		4	0.3%
1975		2	0.2%
1976		3	0.2%
1977		3	0.2%
1978		3	0.2%
1979		4	0.3%
1980		4	0.3%
1981		4	0.3%
1982		10	0.8%
1983		8	0.6%
1984		10	0.8%
1985		10	0.8%
1986		11	0.9%
1987		15	1.2%
1988		18	1.4%
1989		18	1.4%
1990		22	1.7%
1991		22	1.7%
1992		33	2.6%
1993		27	2.1%
1994		32	2.5%
1995		38	3.0%

File : sn_qb_short_return

q1000f: End year return

Value	Label	Cases	Percentage
1996		34	2.7%
1997		40	3.2%
1998		42	3.3%
1999		41	3.2%
2000		69	5.4%
2001		54	4.3%
2002		73	5.8%
2003		81	6.4%
2004		105	8.3%
2005		92	7.2%
2006		110	8.7%
2007		141	11.1%
2008		82	6.5%
Sysmiss		1301	

Warning: these figures indicate the number of cases found in the data file. They cannot be interpreted as summary statistics of the population of interest.

flag_age: Less than 25 years and more than 75 years

Information	[Type= discrete] [Format=numeric] [Range= 0-1] [Missing=*]
Statistics [NW/ W]	[Valid=2570 /-] [Invalid=0 /-]
Definition	The migrant is younger than 25 or older than 75 at the time of the survey.
Notes	These individuals have ages very close to the thresholds 25-75.

Value	Label	Cases	Percentage
0	No	2566	99.8%
1	Yes	4	0.2%

Warning: these figures indicate the number of cases found in the data file. They cannot be interpreted as summary statistics of the population of interest.

flag_arrival: First migration in Europe before 18

Information	[Type= discrete] [Format=numeric] [Range= 0-1] [Missing=*]
Statistics [NW/ W]	[Valid=1712 /-] [Invalid=858 /-]
Definition	The migrant (current or returnee) arrived in Europe the 1st time before 18.

Value	Label	Cases	Percentage
0	No	1699	99.2%
1	Yes	13	0.8%
Sysmiss		858	

Warning: these figures indicate the number of cases found in the data file. They cannot be interpreted as summary statistics of the population of interest.

flag_visitor: Resident in Europe but surveyed in Africa

Information	[Type= discrete] [Format=numeric] [Range= 0-1] [Missing=*]
Statistics [NW/ W]	[Valid=2570 /-] [Invalid=0 /-]
Definition	The migrant was living in Europe at the time of the survey, but was surveyed in Africa during a visit.
Notes	In these cases, id_country = country of residence in Europe (even though the questionnaire was filled in in Senegal)

Value	Label	Cases	Percentage
0	No	2560	99.6%
1	Yes	10	0.4%

File : sn_qb_short_return**# flag_visitor: Resident in Europe but surveyed in Africa**

Warning: these figures indicate the number of cases found in the data file. They cannot be interpreted as summary statistics of the population of interest.

weight_eur: Weighting normalized on the 3 european countries

Information	[Type= continuous] [Format=numeric] [Range= 0.123741947114468-2.92577934265137] [Missing=*]
Statistics [NW/ W]	[Valid=1499 /-] [Invalid=1071 /-]
Definition	Use when working on the European countries pooled together (for example, the Senegalese population sampled in France, Italy and Spain). It should not be used if the analyses include individuals surveyed in Africa.

weight_all: Weighting normalized on the 4 countries

Information	[Type= continuous] [Format=numeric] [Range= 0.043433666229248-7.21617412567139] [Missing=*]
Statistics [NW/ W]	[Valid=2570 /-] [Invalid=0 /-]
Definition	Use when working on all countries of the MAFE survey (for example, Senegalese population from Senegalese, French, Italian and Spanish samples).

weight_ctry: Weighting normalized by country

Information	[Type= continuous] [Format=numeric] [Range= 0.054081816226244-5.26600313186646] [Missing=*]
Statistics [NW/ W]	[Valid=2570 /-] [Invalid=0 /-]
Definition	Use when working on a single country (for example, the Senegalese population sampled only in Senegal, or in any single European country).

File : sn_qb_short_stay

ident: Biographic individual identifier

Information	[Type= discrete] [Format=character] [Missing=*]
Statistics [NW/ W]	[Valid=2642 /-] [Invalid=0 /-]
Definition	Individual identifiant = 1st letter of country + n° of questionnaire compost

id_country: Country of the survey

Information	[Type= discrete] [Format=character] [Missing=*]
Statistics [NW/ W]	[Valid=2642 /-] [Invalid=0 /-]
Definition	Country where the data was collected: - Es = Spain - Fr = France - It = Italy - Sn = Senegal

Value	Label	Cases	Percentage
Es		265	10.0%
Fr		675	25.5%
It		291	11.0%
Sn		1411	53.4%

Warning: these figures indicate the number of cases found in the data file. They cannot be interpreted as summary statistics of the population of interest.

n_menage: ID of the HH

Information	[Type= continuous] [Format=numeric] [Range= 3-2011] [Missing=*]
Statistics [NW/ W]	[Valid=765 /-] [Invalid=1877 /-]
Definition	Household ID Only available for Africa

n_indiv: ID of the individual in the HH

Information	[Type= continuous] [Format=numeric] [Range= 0-101] [Missing=*]
Statistics [NW/ W]	[Valid=741 /-] [Invalid=1901 /-]
Definition	ID of each individual within her/his household Only available for Africa

num_dr: Constructed ID of the PSU

Information	[Type= discrete] [Format=character] [Missing=*]
Statistics [NW/ W]	[Valid=1415 /-] [Invalid=0 /-]
Definition	Survey area ID Only available for Africa

Value	Label	Cases	Percentage
01		21	1.5%
02		26	1.8%
03		24	1.7%
04		17	1.2%
05		36	2.5%
06		20	1.4%
07		19	1.3%
08		20	1.4%
09		34	2.4%
10		31	2.2%

File : sn_qb_short_stay

num_dr: Constructed ID of the PSU

Value	Label	Cases	Percentage
11		20	1.4%
12		23	1.6%
13		31	2.2%
14		21	1.5%
15		21	1.5%
16		28	2.0%
17		17	1.2%
18		25	1.8%
19		20	1.4%
20		45	3.2%
21		27	1.9%
22		19	1.3%
23		24	1.7%
24		16	1.1%
25		69	4.9%
26		23	1.6%
27		18	1.3%
28		15	1.1%
29		22	1.6%
30		24	1.7%
31		34	2.4%
32		20	1.4%
33		22	1.6%
34		30	2.1%
35		23	1.6%
36		33	2.3%
37		31	2.2%
38		21	1.5%
39		19	1.3%
40		21	1.5%
41		43	3.0%
42		23	1.6%
43		24	1.7%
44		12	0.8%
45		22	1.6%
46		29	2.0%
47		17	1.2%
48		26	1.8%
49		19	1.3%
50		17	1.2%
51		18	1.3%
52		14	1.0%
53		16	1.1%

File : sn_qb_short_stay

num_dr: Constructed ID of the PSU

Value	Label	Cases	Percentage
54		22	1.6%
55		15	1.1%
56		15	1.1%
57		13	0.9%
58		22	1.6%
59		22	1.6%
60		16	1.1%

Warning: these figures indicate the number of cases found in the data file. They cannot be interpreted as summary statistics of the population of interest.

strata_area: Strate of the CD defined by the population census

Information	[Type= discrete] [Format=numeric] [Range= 1-10] [Missing=*]
Statistics [NW/ W]	[Valid=1415 /-] [Invalid=1227 /-]
Definition	Migration prevalence in each survey area, defined using the 2002 Census Only available for Africa

Value	Label	Cases	Percentage
1		103	7.3%
2		108	7.6%
3		145	10.2%
4		171	12.1%
5		139	9.8%
6		140	9.9%
7		147	10.4%
8		134	9.5%
9		161	11.4%
10		167	11.8%
Sysmiss		1227	

Warning: these figures indicate the number of cases found in the data file. They cannot be interpreted as summary statistics of the population of interest.

strata_hh: HH with migrants

Information	[Type= discrete] [Format=numeric] [Range= 0-2] [Missing=*]
Statistics [NW/ W]	[Valid=1415 /-] [Invalid=1227 /-]
Definition	Stratification by household migrant status according to the screening survey Only available for Africa

Value	Label	Cases	Percentage
0	Non migrant HH	935	66.1%
1	HH with returnee(s) or migrant(s) abroad	480	33.9%
Sysmiss		1227	

Warning: these figures indicate the number of cases found in the data file. They cannot be interpreted as summary statistics of the population of interest.

strata_ind: Presence of migrant in the HH during the census

Information	[Type= discrete] [Format=numeric] [Range= 1-3] [Missing=*]
Statistics [NW/ W]	[Valid=1410 /-] [Invalid=1232 /-]
Definition	3 strata according to the individuals' migratory status Only available for Africa

File : sn_qb_short_stay

strata_ind: Presence of migrant in the HH during the census

Value	Label	Cases	Percentage
1	Return migrant	250	17.7%
2	Partner of a migrant	148	10.5%
3	Other non migrant	1012	71.8%
Sysmiss		1232	

Warning: these figures indicate the number of cases found in the data file. They cannot be interpreted as summary statistics of the population of interest.

num_sh_stay: Number of the short stay

Information [Type= discrete] [Format=numeric] [Range= 1-22] [Missing=*]

Statistics [NW/ W] [Valid=1470 /-] [Invalid=1172 /-]

Value	Label	Cases	Percentage
1		496	33.7%
2		295	20.1%
3		183	12.4%
4		126	8.6%
5		88	6.0%
6		69	4.7%
7		52	3.5%
8		39	2.7%
9		28	1.9%
10		22	1.5%
11		18	1.2%
12		13	0.9%
13		11	0.7%
14		10	0.7%
15		7	0.5%
16		6	0.4%
17		2	0.1%
18		1	0.1%
19		1	0.1%
20		1	0.1%
21		1	0.1%
22		1	0.1%
Sysmiss		1172	

Warning: these figures indicate the number of cases found in the data file. They cannot be interpreted as summary statistics of the population of interest.

q1: Sex

Information [Type= discrete] [Format=numeric] [Range= 1-9999] [Missing=*]

Statistics [NW/ W] [Valid=2642 /-] [Invalid=0 /-]

Pre-question PRESENTATION OF THE STUDY TO THE RESPONDENTS

Hello, my name is I am taking part in a study about migration between Senegal and various countries in Europe, and on links between people living in Senegal and their families and friends who live abroad. Before we start, I'd like to briefly present the study to you, and inform you about your rights.

This study has been organised by the University of Dakar, and several European research organisms: the Institut national d'études démographiques (Paris, France), the University of Pompeu Fabra (Barcelone, Espagne), FIERI (Turin, Italie), in collaboration with ENDA Tiers-Monde.

File : sn_qb_short_stay

q1: Sex

WHY THIS STUDY? => Hand out the INFORMATION LEAFLET and present the study

* For a number of years, African migration has been a major issue of public debate - in politics and the media, both in Africa and in Europe. However, this debate is often not based on real evidence, but rather on opinions.

* In fact, the scale and causes of Senegalese migration are not very well known. We also don't know the real impacts of migration on the living conditions of Senegalese families or on Senegal's national development.

* In this study, which is organised by both Senegalese and European researchers, we would like to produce statistical data based on the real life experiences of Senegalese people. We hope that this data will help us to understand migration better, including its effects on Senegal.

* The findings will be used to contribute to public debates gathering citizens, researchers and political decision-makers. The finale goal of this study is to link both real life experiences and migratory and development policies.

HOW IS THIS GOING TO HAPPEN?

* To carry out this study, we will meet people with very different migration experiences: people who have always stayed in Senegal; people who've lived abroad but have come back to Senegal; and people who remain in Europe.

* Some information has already been collected in January and February 2008, on households living in Dakar, mainly about life conditions and the families' relationship with their migrants.

* Today, this questionnaire involves questions about you, your life. There are questions about the places you have lived since your childhood; about your occupations and family life; the trips you have made abroad; and so on. All these questions will allow us to look at the relationships between whether people migrate or not, and their economic and family circumstances.

* Since everyone's experiences are different, the duration of the interview varies - it should be between half an hour, and a maximum of two hours, depending on your individual life history.

RIGHTS AND CONFIDENTIALITY OF ANSWERS

* If a question makes you feel uneasy, you are not obliged to answer. You can stop the interview at any time.

* We guarantee that all the information you provide us with will be kept confidential. Your name and address are not recorded in the questionnaire. Nobody will be able to identify you from the information that you give me.

Before we start: do you have any questions?

INTRODUCTION

Literal question

Q1. The respondent is:

Post-question

To begin with, I would like to note the major events and periods of your life on this grid. We will begin at the time of your birth. Later we will look at these periods of life in some more detail.

Interviewer's instructions

STUDY IN FRANCE: Hand out the CNIL letter to the interviewee.

In compliance with the law "informatique et libertés" of January 6, 1978, you have a right to access and rectify information concerning yourself.

To exercise this right, you should apply by mail, before the first July 2008, at INED. As data are anonymous, the correction will only be possible on presentation of your interviewee number.

Value	Label	Cases	Percentage
1	Man	1414	53.5%
2	Woman	1228	46.5%

Warning: these figures indicate the number of cases found in the data file. They cannot be interpreted as summary statistics of the population of interest.

q1a: Year of birth

Information

[Type= discrete] [Format=numeric] [Range= 1932-9999] [Missing=*]

Statistics [NW/ W]

[Valid=2642 /-] [Invalid=0 /-]

Literal question

Q1A. To start with, and to help us to set a time scale, could you tell me in which year you were born (or your age)?
Year of birth

Interviewer's instructions

AGEVEN: Locate year of birth in the grid, note 0 in the columns titled "age", and fill in these columns by retracing the age till the current age of the respondent.

Value	Label	Cases	Percentage
1932		2	0.1%
1933		9	0.3%
1934		14	0.5%

File : sn_qb_short_stay

q1a: Year of birth

Value	Label	Cases	Percentage
1935		9	0.3%
1936		11	0.4%
1937		1	0.0%
1938		7	0.3%
1939		7	0.3%
1940		31	1.2%
1941		6	0.2%
1942		11	0.4%
1943		13	0.5%
1944		7	0.3%
1945		20	0.8%
1946		19	0.7%
1947		32	1.2%
1948		14	0.5%
1949		42	1.6%
1950		66	2.5%
1951		37	1.4%
1952		27	1.0%
1953		39	1.5%
1954		43	1.6%
1955		67	2.5%
1956		28	1.1%
1957		30	1.1%
1958		52	2.0%
1959		52	2.0%
1960		64	2.4%
1961		72	2.7%
1962		57	2.2%
1963		86	3.3%
1964		62	2.3%
1965		80	3.0%
1966		97	3.7%
1967		93	3.5%
1968		92	3.5%
1969		69	2.6%
1970		93	3.5%
1971		79	3.0%
1972		122	4.6%
1973		110	4.2%
1974		99	3.7%
1975		91	3.4%
1976		64	2.4%
1977		86	3.3%

File : sn_qb_short_stay

q1a: Year of birth

Value	Label	Cases	Percentage
1978		69	2.6%
1979		61	2.3%
1980		84	3.2%
1981		71	2.7%
1982		82	3.1%
1983		61	2.3%
1984		2	0.1%

Warning: these figures indicate the number of cases found in the data file. They cannot be interpreted as summary statistics of the population of interest.

age_survey: Age at survey

Information	[Type= continuous] [Format=numeric] [Range= 25-77] [Missing=*]
Statistics [NW/ W]	[Valid=2642 /-] [Invalid=0 /-] [Mean=43.075 /-] [StdDev=11.476 /-]
Literal question	Q1A. To start with, and to help us to set a time scale, could you tell me in which year you were born (or your age)? Age
Interviewer's instructions	AGEVEN: Locate year of birth in the grid, note 0 in the columns titled "age", and fill in these columns by retracing the age till the current age of the respondent.

q18: Which is the last school year you attended

Information	[Type= discrete] [Format=numeric] [Range= 0-2147483624] [Missing=*]
Statistics [NW/ W]	[Valid=2638 /-] [Invalid=4 /-]
Literal question	Q18. Let's talk about your studies: Which is the last school year you attended?
Post-question	If q18 in 0, 1, 2, 3, 4, 5, 6, 7 => Go to the "Activity" module
Interviewer's instructions	- If EGO has no formal education: Encircle the code 00 below - If EGO has some formal education: Encircle the corresponding code

Value	Label	Cases	Percentage
0	None	483	18.3%
1	Pre-school (nursery school)	4	0.2%
2	Pre-school	19	0.7%
3	First year primary	43	1.6%
4	2nd year primary	47	1.8%
5	3rd year primary	60	2.3%
6	4th year primary	59	2.2%
7	5th year primary	409	15.5%
8	1st year secondary	55	2.1%
9	2nd year secondary	63	2.4%
10	3rd year secondary	97	3.7%
11	4th year secondary	283	10.7%
12	1st year high school	123	4.7%
13	2nd year high school	91	3.4%
14	Final year high school	183	6.9%
15	1st year (DEUG1 or equivalent) / BTS1	35	1.3%
16	2nd year (DEUG2 or equivalent) / BTS2	142	5.4%
17	3rd year (BA or equivalent)	101	3.8%
18	4th year (MA or equivalent)	91	3.4%

File : sn_qb_short_stay

q18: Which is the last school year you attended

Value	Label	Cases	Percentage
19	5th year (DESS,DEA or equivalent)	139	5.3%
20	6th year (PhD studies)	111	4.2%
Sysmiss		4	

Warning: these figures indicate the number of cases found in the data file. They cannot be interpreted as summary statistics of the population of interest.

q1100d: Beginning year of the stay

Information	[Type= discrete] [Format=numeric] [Range= 1876-2147483624] [Missing=*]
Statistics [NW/ W]	[Valid=1446 /-] [Invalid=1196 /-]
Source	MAFE team
Literal question	1101/02/03/04/05/06/07/08/09/10/11/12/13/14/15/16/17/18/19/20/21/22D - 1101/02/03/04/05/06/07/08/09/10/11/12/13/14/15/16/17/18/19/20/21/22F. 1st/2nd/3rd/4th/5th/6th/7th/8th/9th/10th/11th/12th/13th/14th/15th/16th/17th/18th/19th/20th/21th/22th stay outside Senegal Start year
Interviewer's instructions	Motive: Several answers are possible. If over a period of several years the respondent travels every year to one or several countries for the same motive: GROUP these stays outside Senegal on a single line. Indicate the start and end dates of this period of repeated travelling. List all countries in which Ego stayed during this period.

Value	Label	Cases	Percentage
1876		2	0.1%
1949		1	0.1%
1953		2	0.1%
1954		1	0.1%
1955		1	0.1%
1956		3	0.2%
1957		1	0.1%
1958		2	0.1%
1959		4	0.3%
1960		1	0.1%
1963		1	0.1%
1966		2	0.1%
1967		1	0.1%
1968		3	0.2%
1970		4	0.3%
1971		1	0.1%
1972		5	0.3%
1973		2	0.1%
1974		9	0.6%
1975		8	0.6%
1976		11	0.8%
1977		12	0.8%
1978		15	1.0%
1979		19	1.3%
1980		15	1.0%
1981		24	1.7%
1982		15	1.0%

File : sn_qb_short_stay

q1100d: Beginning year of the stay

Value	Label	Cases	Percentage
1983		20	1.4%
1984		21	1.5%
1985		23	1.6%
1986		16	1.1%
1987		33	2.3%
1988		34	2.4%
1989		47	3.3%
1990		21	1.5%
1991		18	1.2%
1992		26	1.8%
1993		34	2.4%
1994		30	2.1%
1995		30	2.1%
1996		23	1.6%
1997		53	3.7%
1998		53	3.7%
1999		61	4.2%
2000		66	4.6%
2001		66	4.6%
2002		77	5.3%
2003		91	6.3%
2004		76	5.3%
2005		99	6.8%
2006		97	6.7%
2007		113	7.8%
2008		53	3.7%
Sysmiss		1196	

Warning: these figures indicate the number of cases found in the data file. They cannot be interpreted as summary statistics of the population of interest.

q1100f: End year of the stay

Information	[Type= discrete] [Format=numeric] [Range= 1876-2147483624] [Missing=*]		
Statistics [NW/ W]	[Valid=1393 /-] [Invalid=1249 /-]		
Source	MAFE team		
Literal question	1101/02/03/04/05/06/07/08/09/10/11/12/13/14/15/16/17/18/19/20/21/22D - 1101/02/03/04/05/06/07/08/09/10/11/12/13/14/15/16/17/18/19/20/21/22F. 1st/2nd/3rd/4th/5th/6th/7th/8th/9th/10th/11th/12th/13th/14th/15th/16th/17th/18th/19th/20th/21th/22th stay outside Senegal End year		
Interviewer's instructions	Motive: Several answers are possible. If over a period of several years the respondent travels every year to one or several countries for the same motive: GROUP these stays outside Senegal on a single line. Indicate the start and end dates of this period of repeated travelling. List all countries in which Ego stayed during this period.		
Value	Label	Cases	Percentage
1876		2	0.1%
1954		1	0.1%
1955		1	0.1%

File : sn_qb_short_stay

q1100f: End year of the stay

Value	Label	Cases	Percentage
1956		2	0.1%
1957		1	0.1%
1958		2	0.1%
1959		3	0.2%
1963		1	0.1%
1966		1	0.1%
1967		1	0.1%
1968		2	0.1%
1970		4	0.3%
1971		1	0.1%
1972		5	0.4%
1973		2	0.1%
1974		8	0.6%
1975		8	0.6%
1976		10	0.7%
1977		12	0.9%
1978		15	1.1%
1979		17	1.2%
1980		15	1.1%
1981		10	0.7%
1982		16	1.1%
1983		19	1.4%
1984		21	1.5%
1985		22	1.6%
1986		14	1.0%
1987		32	2.3%
1988		34	2.4%
1989		41	2.9%
1990		22	1.6%
1991		17	1.2%
1992		25	1.8%
1993		34	2.4%
1994		30	2.2%
1995		32	2.3%
1996		22	1.6%
1997		46	3.3%
1998		52	3.7%
1999		55	3.9%
2000		70	5.0%
2001		63	4.5%
2002		75	5.4%
2003		91	6.5%
2004		81	5.8%

File : sn_qb_short_stay

q1100f: End year of the stay

Value	Label	Cases	Percentage
2005		98	7.0%
2006		91	6.5%
2007		115	8.3%
2008		51	3.7%
Sysmiss		1249	

Warning: these figures indicate the number of cases found in the data file. They cannot be interpreted as summary statistics of the population of interest.

country: Country of the stay

Information	[Type= discrete] [Format=numeric] [Range= 96000-2147483624] [Missing=*]
Statistics [NW/ W]	[Valid=1465 /-] [Invalid=1177 /-]
Source	MAFE team
Literal question	1101/02/03/04/05/06/07/08/09/10/11/12/13/14/15/16/17/18/19/20/21/22P. Country
Interviewer's instructions	<p>Motive: Several answers are possible. If over a period of several years the respondent travels every year to one or several countries for the same motive: GROUP these stays outside Senegal on a single line. Indicate the start and end dates of this period of repeated travelling. List all countries in which Ego stayed during this period.</p> <p>Note in plain text</p>

Value	Label	Cases	Percentage
96000	FRANCE	186	12.7%
99101	DENMARK	1	0.1%
99103	NORWAY	1	0.1%
99104	SWEDEN	2	0.1%
99109	GERMANY	40	2.7%
99110	AUSTRIA	6	0.4%
99111	BULGARIA	1	0.1%
99114	ROMANIA	1	0.1%
99115	CZECHOSLOVAKIA	1	0.1%
99118	BOSNIA-HERZEGOVINA	4	0.3%
99122	POLAND	1	0.1%
99126	GREECE	1	0.1%
99127	ITALY	95	6.5%
99130	ANDORRA	1	0.1%
99131	BELGIUM	50	3.4%
99132	UNITED KINGDOM	30	2.0%
99134	SPAIN	103	7.0%
99135	NETHERLANDS	14	1.0%
99137	LUXEMBOURG	6	0.4%
99139	PORTUGAL	11	0.8%
99140	SWITZERLAND	33	2.3%
99155	UKRAINE	1	0.1%
99156	FORMER YUGOSLAV REPUBLIC OF MACEDONIA	1	0.1%
99201	SAUDI ARABIA	40	2.7%
99205	LEBANON	6	0.4%
99207	ISRAEL	2	0.1%

File : sn_qb_short_stay

country: Country of the stay

Value	Label	Cases	Percentage
99208	TURKEY	14	1.0%
99209	SIBERIA	1	0.1%
99216	CHINA	5	0.3%
99217	JAPAN	2	0.1%
99219	THAILAND	2	0.1%
99222	JORDAN	1	0.1%
99230	HONG KONG	1	0.1%
99240	KUWAIT	2	0.1%
99247	UNITED ARAB EMIRATES	11	0.8%
99248	QATAR	1	0.1%
99301	EGYPT	8	0.5%
99302	LIBERIA	1	0.1%
99303	SOUTH AFRICA	4	0.3%
99304	GAMBIA	210	14.3%
99312	CONGO (DEMOCRATIC REPUBLIC)	2	0.1%
99313	SPANISH PROVINCES OF AFRICA	1	0.1%
99315	ETHIOPIA	2	0.1%
99318	SOMALIA	1	0.1%
99321	BURUNDI	1	0.1%
99322	CAMEROON	7	0.5%
99323	CENTRAL AFRICAN REPUBLIC	1	0.1%
99324	CONGO	3	0.2%
99326	COTE DIVOIRE	58	4.0%
99327	BENIN	14	1.0%
99328	GABON	7	0.5%
99329	GHANA	6	0.4%
99330	GUINEA	43	2.9%
99331	BURKINA FASO	19	1.3%
99332	KENYA	2	0.1%
99335	MALI	93	6.3%
99336	MAURITANIA	114	7.8%
99337	NIGER	6	0.4%
99338	NIGERIA	10	0.7%
99340	RWANDA	1	0.1%
99341	SENEGAL	2	0.1%
99342	SIERRA LEONE	2	0.1%
99344	CHAD	6	0.4%
99345	TOGO	6	0.4%
99350	MOROCCO	45	3.1%
99351	TUNISIA	16	1.1%
99352	ALGERIA	6	0.4%
99392	GUINEA BISSAU	26	1.8%
99395	ANGOLA	1	0.1%

File : sn_qb_short_stay

country: Country of the stay

Value	Label	Cases	Percentage
99396	CAPE VERDE	5	0.3%
99399	DJIBOUTI	3	0.2%
99401	CANADA	7	0.5%
99404	UNITED STATES	41	2.8%
99407	CUBA	1	0.1%
99410	HAITI	1	0.1%
99415	ARGENTINA	1	0.1%
99416	BRAZIL	1	0.1%
99419	COLOMBIA	1	0.1%
99432	PUERTO RICO	1	0.1%
99501	AUSTRALIA	1	0.1%
Sysmiss		1177	

Warning: these figures indicate the number of cases found in the data file. They cannot be interpreted as summary statistics of the population of interest.

reason: Motivation of the stay

Information	[Type= discrete] [Format=numeric] [Range= 1-2147483624] [Missing=*]
Statistics [NW/ W]	[Valid=1442 /-] [Invalid=1200 /-]
Source	MAFE team
Literal question	1101/02/03/04/05/06/07/08/09/10/11/12/13/14/15/16/17/18/19/20/21/22M. Motive
Post-question	- FOLLOWING STAYS => Next page - MODULE CITIZENSHIP => Page 62
Interviewer's instructions	Motive: Several answers are possible. If over a period of several years the respondent travels every year to one or several countries for the same motive: GROUP these stays outside Senegal on a single line. Indicate the start and end dates of this period of repeated travelling. List all countries in which Ego stayed during this period.

Value	Label	Cases	Percentage
1	Holidays	839	58.2%
2	Business	590	40.9%
12	Holidays & business	13	0.9%
Sysmiss		1200	

Warning: these figures indicate the number of cases found in the data file. They cannot be interpreted as summary statistics of the population of interest.

flag_age: Less than 25 years and more than 75 years

Information	[Type= discrete] [Format=numeric] [Range= 0-1] [Missing=*]
Statistics [NW/ W]	[Valid=2642 /-] [Invalid=0 /-]
Definition	The migrant is younger than 25 or older than 75 at the time of the survey.
Notes	These individuals have ages very close to the thresholds 25-75.

Value	Label	Cases	Percentage
0	No	2631	99.6%
1	Yes	11	0.4%

Warning: these figures indicate the number of cases found in the data file. They cannot be interpreted as summary statistics of the population of interest.

flag_arrival: First migration in Europe before 18

Information	[Type= discrete] [Format=numeric] [Range= 0-1] [Missing=*]
Statistics [NW/ W]	[Valid=1571 /-] [Invalid=1071 /-]

File : sn_qb_short_stay

flag_arrival: First migration in Europe before 18

Definition The migrant (current or returnee) arrived in Europe the 1st time before 18.

Value	Label	Cases	Percentage
0	No	1543	98.2%
1	Yes	28	1.8%
Sysmiss		1071	

Warning: these figures indicate the number of cases found in the data file. They cannot be interpreted as summary statistics of the population of interest.

flag_visitor: Resident in Europe but surveyed in Africa

Information [Type= discrete] [Format=numeric] [Range= 0-1] [Missing=*]

Statistics [NW/ W] [Valid=2642 /-] [Invalid=0 /-]

Definition The migrant was living in Europe at the time of the survey, but was surveyed in Africa during a visit.

Notes In these cases, id_country = country of residence in Europe (even though the questionnaire was filled in in Senegal)

Value	Label	Cases	Percentage
0	No	2638	99.8%
1	Yes	4	0.2%

Warning: these figures indicate the number of cases found in the data file. They cannot be interpreted as summary statistics of the population of interest.

weight_eur: Weighting normalized on the 3 european countries

Information [Type= continuous] [Format=numeric] [Range= 0.123741947114468-2.92577934265137] [Missing=*]

Statistics [NW/ W] [Valid=1231 /-] [Invalid=1411 /-]

Definition Use when working on the European countries pooled together (for example, the Senegalese population sampled in France, Italy and Spain). It should not be used if the analyses include individuals surveyed in Africa.

weight_all: Weighting normalized on the 4 countries

Information [Type= continuous] [Format=numeric] [Range= 0.043433666229248-7.21617412567139] [Missing=*]

Statistics [NW/ W] [Valid=2642 /-] [Invalid=0 /-]

Definition Use when working on all countries of the MAFE survey (for example, Senegalese population from Senegalese, French, Italian and Spanish samples).

weight_ctry: Weighting normalized by country

Information [Type= continuous] [Format=numeric] [Range= 0.054081816226244-5.26600313186646] [Missing=*]

Statistics [NW/ W] [Valid=2642 /-] [Invalid=0 /-]

Definition Use when working on a single country (for example, the Senegalese population sampled only in Senegal, or in any single European country).

File : sn_qb_citizenship

ident: Biographic individual identifier

Information	[Type= discrete] [Format=character] [Missing=*]
Statistics [NW/ W]	[Valid=1775 /-] [Invalid=0 /-]
Definition	Individual identifiant = 1st letter of country + n° of questionnaire compost

id_country: Country of the survey

Information	[Type= discrete] [Format=character] [Missing=*]
Statistics [NW/ W]	[Valid=1775 /-] [Invalid=0 /-]
Definition	Country where the data was collected: - Es = Spain - Fr = France - It = Italy - Sn = Senegal

Value	Label	Cases	Percentage
Es		215	12.1%
Fr		280	15.8%
It		214	12.1%
Sn		1066	60.1%

Warning: these figures indicate the number of cases found in the data file. They cannot be interpreted as summary statistics of the population of interest.

n_menage: ID of the HH

Information	[Type= continuous] [Format=numeric] [Range= 3-2011] [Missing=*]
Statistics [NW/ W]	[Valid=1143 /-] [Invalid=632 /-]
Definition	Household ID Only available for Africa

n_indiv: ID of the individual in the HH

Information	[Type= continuous] [Format=numeric] [Range= 0-101] [Missing=*]
Statistics [NW/ W]	[Valid=1131 /-] [Invalid=644 /-]
Definition	ID of each individual within her/his household Only available for Africa

num_dr: Constructed ID of the PSU

Information	[Type= discrete] [Format=character] [Missing=*]
Statistics [NW/ W]	[Valid=1070 /-] [Invalid=0 /-]
Definition	Survey area ID Only available for Africa

Value	Label	Cases	Percentage
01		7	0.7%
02		18	1.7%
03		19	1.8%
04		16	1.5%
05		18	1.7%
06		18	1.7%
07		17	1.6%
08		19	1.8%
09		16	1.5%
10		25	2.3%

File : sn_qb_citizenship

num_dr: Constructed ID of the PSU

Value	Label	Cases	Percentage
11		16	1.5%
12		18	1.7%
13		27	2.5%
14		19	1.8%
15		11	1.0%
16		11	1.0%
17		17	1.6%
18		20	1.9%
19		16	1.5%
20		9	0.8%
21		21	2.0%
22		14	1.3%
23		19	1.8%
24		15	1.4%
25		20	1.9%
26		15	1.4%
27		14	1.3%
28		13	1.2%
29		15	1.4%
30		16	1.5%
31		25	2.3%
32		17	1.6%
33		19	1.8%
34		26	2.4%
35		23	2.1%
36		24	2.2%
37		23	2.1%
38		18	1.7%
39		13	1.2%
40		18	1.7%
41		27	2.5%
42		16	1.5%
43		21	2.0%
44		12	1.1%
45		20	1.9%
46		29	2.7%
47		16	1.5%
48		23	2.1%
49		14	1.3%
50		16	1.5%
51		18	1.7%
52		14	1.3%
53		16	1.5%

File : sn_qb_citizenship

num_dr: Constructed ID of the PSU

Value	Label	Cases	Percentage
54		22	2.1%
55		14	1.3%
56		15	1.4%
57		13	1.2%
58		22	2.1%
59		21	2.0%
60		16	1.5%

Warning: these figures indicate the number of cases found in the data file. They cannot be interpreted as summary statistics of the population of interest.

strata_area: Strate of the CD defined by the population census

Information	[Type= discrete] [Format=numeric] [Range= 1-10] [Missing=*]
Statistics [NW/ W]	[Valid=1070 /-] [Invalid=705 /-]
Definition	Migration prevalence in each survey area, defined using the 2002 Census Only available for Africa

Value	Label	Cases	Percentage
1		101	9.4%
2		103	9.6%
3		103	9.6%
4		108	10.1%
5		105	9.8%
6		110	10.3%
7		116	10.8%
8		100	9.3%
9		127	11.9%
10		97	9.1%
Sysmiss		705	

Warning: these figures indicate the number of cases found in the data file. They cannot be interpreted as summary statistics of the population of interest.

strata_hh: HH with migrants

Information	[Type= discrete] [Format=numeric] [Range= 0-2] [Missing=*]
Statistics [NW/ W]	[Valid=1070 /-] [Invalid=705 /-]
Definition	Stratification by household migrant status according to the screening survey Only available for Africa

Value	Label	Cases	Percentage
0	Non migrant HH	705	65.9%
1	HH with returnee(s) or migrant(s) abroad	365	34.1%
Sysmiss		705	

Warning: these figures indicate the number of cases found in the data file. They cannot be interpreted as summary statistics of the population of interest.

strata_ind: Presence of migrant in the HH during the census

Information	[Type= discrete] [Format=numeric] [Range= 1-3] [Missing=*]
Statistics [NW/ W]	[Valid=1065 /-] [Invalid=710 /-]
Definition	3 strata according to the individuals' migratory status Only available for Africa

File : sn_qb_citizenship

strata_ind: Presence of migrant in the HH during the census

Value	Label	Cases	Percentage
1	Return migrant	151	14.2%
2	Partner of a migrant	117	11.0%
3	Other non migrant	797	74.8%
Sysmiss		710	

Warning: these figures indicate the number of cases found in the data file. They cannot be interpreted as summary statistics of the population of interest.

num_nat: Number of the nationality period

Value	Label	Cases	Percentage
1		1668	94.0%
2		103	5.8%
3		4	0.2%

Warning: these figures indicate the number of cases found in the data file. They cannot be interpreted as summary statistics of the population of interest.

q1: Sex

Information	[Type= discrete] [Format=numeric] [Range= 1-9999] [Missing=*]
Statistics [NW/ W]	[Valid=1775 /-] [Invalid=0 /-]

Pre-question	<p>PRESENTATION OF THE STUDY TO THE RESPONDENTS</p> <p>Hello, my name is I am taking part in a study about migration between Senegal and various countries in Europe, and on links between people living in Senegal and their families and friends who live abroad. Before we start, I'd like to briefly present the study to you, and inform you about your rights.</p> <p>This study has been organised by the University of Dakar, and several European research organisms: the Institut national d'études démographiques (Paris, France), the University of Pompeu Fabra (Barcelone, Espagne), FIERI (Turin, Italie), in collaboration with ENDA Tiers-Monde.</p> <p>WHY THIS STUDY? => Hand out the INFORMATION LEAFLET and present the study</p> <p>* For a number of years, African migration has been a major issue of public debate - in politics and the media, both in Africa and in Europe. However, this debate is often not based on real evidence, but rather on opinions.</p> <p>* In fact, the scale and causes of Senegalese migration are not very well known. We also don't know the real impacts of migration on the living conditions of Senegalese families or on Senegal's national development.</p> <p>* In this study, which is organised by both Senegalese and European researchers, we would like to produce statistical data based on the real life experiences of Senegalese people. We hope that this data will help us to understand migration better, including its effects on Senegal.</p> <p>* The findings will be used to contribute to public debates gathering citizens, researchers and political decision-makers. The finale goal of this study is to link both real life experiences and migratory and development policies.</p> <p>HOW IS THIS GOING TO HAPPEN?</p> <p>* To carry out this study, we will meet people with very different migration experiences: people who have always stayed in Senegal; people who've lived abroad but have come back to Senegal; and people who remain in Europe.</p> <p>* Some information has already been collected in January and February 2008, on households living in Dakar, mainly about life conditions and the families' relationship with their migrants.</p> <p>* Today, this questionnaire involves questions about you, your life. There are questions about the places you have lived since your childhood; about your occupations and family life; the trips you have made abroad; and so on. All these questions will allow us to look at the relationships between whether people migrate or not, and their economic and family circumstances.</p> <p>* Since everyone's experiences are different, the duration of the interview varies - it should be between half an hour, and a maximum of two hours, depending on your individual life history.</p> <p>RIGHTS AND CONFIDENTIALITY OF ANSWERS</p> <p>* If a question makes you feel uneasy, you are not obliged to answer. You can stop the interview at any time.</p> <p>* We guarantee that all the information you provide us with will be kept confidential. Your name and address are not recorded in the questionnaire. Nobody will be able to identify you from the information that you give me.</p>
---------------------	---

File : sn_qb_citizenship

q1: Sex

	Before we start: do you have any questions? INTRODUCTION
Literal question	Q1. The respondent is:
Post-question	To begin with, I would like to note the major events and periods of your life on this grid. We will begin at the time of your birth. Later we will look at these periods of life in some more detail.
Interviewer's instructions	STUDY IN FRANCE: Hand out the CNIL letter to the interviewee. In compliance with the law "informatique et libertés" of January 6, 1978, you have a right to access and rectify information concerning yourself. To exercise this right, you should apply by mail, before the first July 2008, at INED. As data are anonymous, the correction will only be possible on presentation of your interviewee number.

Value	Label	Cases	Percentage
1	Man	846	47.7%
2	Woman	929	52.3%

Warning: these figures indicate the number of cases found in the data file. They cannot be interpreted as summary statistics of the population of interest.

q1a: Year of birth

Information	[Type= discrete] [Format=numeric] [Range= 1932-9999] [Missing=*]
Statistics [NW/ W]	[Valid=1775 /-] [Invalid=0 /-]
Literal question	Q1A. To start with, and to help us to set a time scale, could you tell me in which year you were born (or your age)? Year of birth
Interviewer's instructions	AGEVEN: Locate year of birth in the grid, note 0 in the columns titled "age", and fill in these columns by retracing the age till the current age of the respondent.

Value	Label	Cases	Percentage
1932		1	0.1%
1933		4	0.2%
1934		6	0.3%
1935		7	0.4%
1936		5	0.3%
1937		1	0.1%
1938		6	0.3%
1939		6	0.3%
1940		8	0.5%
1941		5	0.3%
1942		8	0.5%
1943		13	0.7%
1944		6	0.3%
1945		11	0.6%
1946		10	0.6%
1947		17	1.0%
1948		13	0.7%
1949		17	1.0%
1950		20	1.1%
1951		23	1.3%
1952		20	1.1%
1953		26	1.5%
1954		26	1.5%

File : sn_qb_citizenship

q1a: Year of birth

Value	Label	Cases	Percentage
1955		29	1.6%
1956		24	1.4%
1957		24	1.4%
1958		39	2.2%
1959		32	1.8%
1960		52	2.9%
1961		35	2.0%
1962		51	2.9%
1963		51	2.9%
1964		40	2.3%
1965		49	2.8%
1966		49	2.8%
1967		51	2.9%
1968		65	3.7%
1969		42	2.4%
1970		67	3.8%
1971		62	3.5%
1972		86	4.8%
1973		71	4.0%
1974		63	3.5%
1975		53	3.0%
1976		47	2.6%
1977		70	3.9%
1978		60	3.4%
1979		57	3.2%
1980		63	3.5%
1981		56	3.2%
1982		67	3.8%
1983		59	3.3%
1984		2	0.1%

Warning: these figures indicate the number of cases found in the data file. They cannot be interpreted as summary statistics of the population of interest.

age_survey: Age at survey

Information	[Type= continuous] [Format=numeric] [Range= 25-77] [Missing=*]
Statistics [NW/ W]	[Valid=1775 /-] [Invalid=0 /-] [Mean=41.751 /-] [StdDev=11.263 /-]
Literal question	Q1A. To start with, and to help us to set a time scale, could you tell me in which year you were born (or your age)? Age
Interviewer's instructions	AGEVEN: Locate year of birth in the grid, note 0 in the columns titled "age", and fill in these columns by retracing the age till the current age of the respondent.

q18: Which is the last school year you attended

Information	[Type= discrete] [Format=numeric] [Range= 0-2147483624] [Missing=*]
Statistics [NW/ W]	[Valid=1771 /-] [Invalid=4 /-]
Literal question	Q18. Let's talk about your studies: Which is the last school year you attended?

File : sn_qb_citizenship

q18: Which is the last school year you attended

Post-question If q18 in 0, 1, 2, 3, 4, 5, 6, 7 => Go to the "Activity" module

Interviewer's instructions
 - If EGO has no formal education: Encircle the code 00 below
 - If EGO has some formal education: Encircle the corresponding code

Value	Label	Cases	Percentage
0	None	414	23.4%
1	Pre-school (nursery school)	4	0.2%
2	Pre-school	20	1.1%
3	First year primary	22	1.2%
4	2nd year primary	45	2.5%
5	3rd year primary	56	3.2%
6	4th year primary	56	3.2%
7	5th year primary	316	17.8%
8	1st year secondary	50	2.8%
9	2nd year secondary	49	2.8%
10	3rd year secondary	64	3.6%
11	4th year secondary	194	11.0%
12	1st year high school	64	3.6%
13	2nd year high school	57	3.2%
14	Final year high school	112	6.3%
15	1st year (DEUG1 or equivalent) / BTS1	28	1.6%
16	2nd year (DEUG2 or equivalent) / BTS2	65	3.7%
17	3rd year (BA or equivalent)	36	2.0%
18	4th year (MA or equivalent)	47	2.7%
19	5th year (DESS,DEA or equivalent)	42	2.4%
20	6th year (PhD studies)	30	1.7%
Sysmiss		4	

Warning: these figures indicate the number of cases found in the data file. They cannot be interpreted as summary statistics of the population of interest.

q1200d: Start year period

Information [Type= discrete] [Format=numeric] [Range= 1932-2147483624] [Missing=*]

Statistics [NW/ W] [Valid=1774 /-] [Invalid=1 /-]

Source MAFE team

Literal question 1200/1/2/3D - 1200/1/2/3F. Nationality or nationalities by birth/1st change/2nd change/3rd change
Start year

Interviewer's instructions Cross out if no change

Value	Label	Cases	Percentage
1932		1	0.1%
1933		3	0.2%
1934		6	0.3%
1935		6	0.3%
1936		5	0.3%
1937		1	0.1%
1938		5	0.3%
1939		6	0.3%

File : sn_qb_citizenship

q1200d: Start year period

Value	Label	Cases	Percentage
1940		8	0.5%
1941		5	0.3%
1942		7	0.4%
1943		13	0.7%
1944		6	0.3%
1945		10	0.6%
1946		10	0.6%
1947		16	0.9%
1948		13	0.7%
1949		15	0.8%
1950		16	0.9%
1951		17	1.0%
1952		16	0.9%
1953		26	1.5%
1954		24	1.4%
1955		27	1.5%
1956		21	1.2%
1957		25	1.4%
1958		37	2.1%
1959		29	1.6%
1960		50	2.8%
1961		31	1.7%
1962		44	2.5%
1963		52	2.9%
1964		37	2.1%
1965		44	2.5%
1966		46	2.6%
1967		47	2.6%
1968		61	3.4%
1969		42	2.4%
1970		64	3.6%
1971		58	3.3%
1972		84	4.7%
1973		67	3.8%
1974		61	3.4%
1975		49	2.8%
1976		48	2.7%
1977		68	3.8%
1978		58	3.3%
1979		56	3.2%
1980		64	3.6%
1981		55	3.1%
1982		67	3.8%

File : sn_qb_citizenship

q1200d: Start year period

Value	Label	Cases	Percentage
1983		58	3.3%
1984		2	0.1%
1986		1	0.1%
1988		2	0.1%
1989		2	0.1%
1990		4	0.2%
1991		3	0.2%
1992		5	0.3%
1993		1	0.1%
1994		4	0.2%
1995		2	0.1%
1996		1	0.1%
1997		6	0.3%
1998		5	0.3%
1999		5	0.3%
2000		6	0.3%
2002		9	0.5%
2003		5	0.3%
2004		4	0.2%
2005		4	0.2%
2006		12	0.7%
2007		5	0.3%
2008		1	0.1%
Sysmiss		1	

Warning: these figures indicate the number of cases found in the data file. They cannot be interpreted as summary statistics of the population of interest.

q1200f: End year period

Information	[Type= discrete] [Format=numeric] [Range= 1953-2147483624] [Missing=*]
Statistics [NW/ W]	[Valid=111 /-] [Invalid=1664 /-]
Source	MAFE team
Literal question	1200/1/2/3D - 1200/1/2/3F. Nationality or nationalities by birth/1st change/2nd change/3rd change End year
Interviewer's instructions	Cross out if no change

Value	Label	Cases	Percentage
1953		1	0.9%
1957		1	0.9%
1960		3	2.7%
1963		1	0.9%
1965		1	0.9%
1968		1	0.9%
1972		1	0.9%
1973		1	0.9%
1974		1	0.9%
1976		2	1.8%

File : sn_qb_citizenship

q1200f: End year period

Value	Label	Cases	Percentage
1978		1	0.9%
1979		1	0.9%
1980		1	0.9%
1981		1	0.9%
1982		1	0.9%
1983		1	0.9%
1986		1	0.9%
1988		2	1.8%
1989		2	1.8%
1990		4	3.6%
1991		3	2.7%
1992		5	4.5%
1993		1	0.9%
1994		4	3.6%
1995		2	1.8%
1996		1	0.9%
1997		6	5.4%
1998		5	4.5%
1999		5	4.5%
2000		6	5.4%
2002		9	8.1%
2003		5	4.5%
2004		4	3.6%
2005		4	3.6%
2006		12	10.8%
2007		5	4.5%
2008		6	5.4%
Sysmiss		1664	

Warning: these figures indicate the number of cases found in the data file. They cannot be interpreted as summary statistics of the population of interest.

first_nat: Nationality 1

Information	[Type= discrete] [Format=numeric] [Range= 96000-99527] [Missing=*]
Statistics [NW/ W]	[Valid=1775 /-] [Invalid=0 /-]
Source	MAFE team
Literal question	1200/1/2/3N. Nationalities held Nationality 1
Interviewer's instructions	In CAPITAL letters

Value	Label	Cases	Percentage
96000	FRANCE	7	0.4%
99125	ALBANIE	1	0.1%
99127	ITALIE	1	0.1%
99134	ESPAGNE	11	0.6%
99304	GAMBIE	1	0.1%
99330	GUINEE	1	0.1%

File : sn_qb_citizenship

first_nat: Nationality 1

Value	Label	Cases	Percentage
99341	SENEGAL	1753	98.8%

Warning: these figures indicate the number of cases found in the data file. They cannot be interpreted as summary statistics of the population of interest.

second_nat: Nationality 2

Information [Type= discrete] [Format=numeric] [Range= 96000-99527] [Missing=*]

Statistics [NW/ W] [Valid=96 /-] [Invalid=1679 /-]

Source MAFE team

Literal question 1200/1/2/3N. Nationalities held
Nationality 2

Interviewer's instructions In CAPITAL letters

Value	Label	Cases	Percentage
96000	FRANCE	72	75.0%
99127	ITALIE	8	8.3%
99134	ESPAGNE	1	1.0%
99205	LIBAN	1	1.0%
99304	GAMBIE	1	1.0%
99330	GUINEE	1	1.0%
99336	MAURITANIE	5	5.2%
99341	SENEGAL	6	6.2%
99396	CAP-VERT	1	1.0%
Sysmiss		1679	

Warning: these figures indicate the number of cases found in the data file. They cannot be interpreted as summary statistics of the population of interest.

flag_age: Less than 25 years and more than 75 years

Information [Type= discrete] [Format=numeric] [Range= 0-1] [Missing=*]

Statistics [NW/ W] [Valid=1775 /-] [Invalid=0 /-]

Definition The migrant is younger than 25 or older than 75 at the time of the survey.

Notes These individuals have ages very close to the thresholds 25-75.

Value	Label	Cases	Percentage
0	No	1770	99.7%
1	Yes	5	0.3%

Warning: these figures indicate the number of cases found in the data file. They cannot be interpreted as summary statistics of the population of interest.

flag_arrival: First migration in Europe before 18

Information [Type= discrete] [Format=numeric] [Range= 0-1] [Missing=*]

Statistics [NW/ W] [Valid=919 /-] [Invalid=856 /-]

Definition The migrant (current or returnee) arrived in Europe the 1st time before 18.

Value	Label	Cases	Percentage
0	No	907	98.7%
1	Yes	12	1.3%
Sysmiss		856	

Warning: these figures indicate the number of cases found in the data file. They cannot be interpreted as summary statistics of the population of interest.

flag_visitor: Resident in Europe but surveyed in Africa

Information [Type= discrete] [Format=numeric] [Range= 0-1] [Missing=*]

File : sn_qb_citizenship

flag_visitor: Resident in Europe but surveyed in Africa

Statistics [NW/ W] [Valid=1775 /-] [Invalid=0 /-]

Definition The migrant was living in Europe at the time of the survey, but was surveyed in Africa during a visit.

Notes In these cases, id_country = country of residence in Europe (even though the questionnaire was filled in in Senegal)

Value	Label	Cases	Percentage
0	No	1771	99.8%
1	Yes	4	0.2%

Warning: these figures indicate the number of cases found in the data file. They cannot be interpreted as summary statistics of the population of interest.

weight_eur: Weighting normalized on the 3 european countries

Information [Type= continuous] [Format=numeric] [Range= 0.123741947114468-2.92577934265137] [Missing=*]

Statistics [NW/ W] [Valid=709 /-] [Invalid=1066 /-]

Definition Use when working on the European countries pooled together (for example, the Senegalese population sampled in France, Italy and Spain). It should not be used if the analyses include individuals surveyed in Africa.

weight_all: Weighting normalized on the 4 countries

Information [Type= continuous] [Format=numeric] [Range= 0.043433666229248-7.21617412567139] [Missing=*]

Statistics [NW/ W] [Valid=1775 /-] [Invalid=0 /-]

Definition Use when working on all countries of the MAFE survey (for example, Senegalese population from Senegalese, French, Italian and Spanish samples).

weight_ctry: Weighting normalized by country

Information [Type= continuous] [Format=numeric] [Range= 0.054081816226244-5.26600313186646] [Missing=*]

Statistics [NW/ W] [Valid=1775 /-] [Invalid=0 /-]

Definition Use when working on a single country (for example, the Senegalese population sampled only in Senegal, or in any single European country).

File : sn_qb_asylum

ident: Biographic individual identifier

Information	[Type= discrete] [Format=character] [Missing=*]
Statistics [NW/ W]	[Valid=1671 /-] [Invalid=0 /-]
Definition	Individual identifiant = 1st letter of country + n° of questionnaire compost

id_country: Country of the survey

Information	[Type= discrete] [Format=character] [Missing=*]
Statistics [NW/ W]	[Valid=1671 /-] [Invalid=0 /-]
Definition	Country where the data was collected: - Es = Spain - Fr = France - It = Italy - Sn = Senegal

Value	Label	Cases	Percentage
Es		200	12.0%
Fr		201	12.0%
It		205	12.3%
Sn		1065	63.7%

Warning: these figures indicate the number of cases found in the data file. They cannot be interpreted as summary statistics of the population of interest.

n_menage: ID of the HH

Information	[Type= continuous] [Format=numeric] [Range= 3-2011] [Missing=*]
Statistics [NW/ W]	[Valid=5 /-] [Invalid=1666 /-]
Definition	Household ID Only available for Africa

n_indiv: ID of the individual in the HH

Information	[Type= continuous] [Format=numeric] [Range= 0-101] [Missing=*]
Statistics [NW/ W]	[Valid=5 /-] [Invalid=1666 /-]
Definition	ID of each individual within her/his household Only available for Africa

num_dr: Constructed ID of the PSU

Information	[Type= discrete] [Format=character] [Missing=*]
Statistics [NW/ W]	[Valid=1068 /-] [Invalid=0 /-]
Definition	Survey area ID Only available for Africa

Value	Label	Cases	Percentage
01		7	0.7%
02		18	1.7%
03		19	1.8%
04		16	1.5%
05		18	1.7%
06		18	1.7%
07		17	1.6%
08		19	1.8%
09		15	1.4%
10		25	2.3%

File : sn_qb_asylum

num_dr: Constructed ID of the PSU

Value	Label	Cases	Percentage
11		16	1.5%
12		18	1.7%
13		27	2.5%
14		19	1.8%
15		11	1.0%
16		11	1.0%
17		17	1.6%
18		20	1.9%
19		16	1.5%
20		9	0.8%
21		21	2.0%
22		14	1.3%
23		19	1.8%
24		15	1.4%
25		20	1.9%
26		15	1.4%
27		14	1.3%
28		13	1.2%
29		15	1.4%
30		16	1.5%
31		25	2.3%
32		16	1.5%
33		18	1.7%
34		25	2.3%
35		23	2.2%
36		24	2.2%
37		23	2.2%
38		18	1.7%
39		13	1.2%
40		18	1.7%
41		27	2.5%
42		16	1.5%
43		21	2.0%
44		12	1.1%
45		20	1.9%
46		29	2.7%
47		16	1.5%
48		23	2.2%
49		14	1.3%
50		16	1.5%
51		18	1.7%
52		14	1.3%
53		16	1.5%

File : sn_qb_asylum

num_dr: Constructed ID of the PSU

Value	Label	Cases	Percentage
54		22	2.1%
55		17	1.6%
56		15	1.4%
57		13	1.2%
58		21	2.0%
59		21	2.0%
60		16	1.5%

Warning: these figures indicate the number of cases found in the data file. They cannot be interpreted as summary statistics of the population of interest.

strata_area: Strate of the CD defined by the population census

Information	[Type= discrete] [Format=numeric] [Range= 1-10] [Missing=*]
Statistics [NW/ W]	[Valid=1068 /-] [Invalid=603 /-]
Definition	Migration prevalence in each survey area, defined using the 2002 Census Only available for Africa

Value	Label	Cases	Percentage
1		103	9.6%
2		103	9.6%
3		103	9.6%
4		108	10.1%
5		104	9.7%
6		109	10.2%
7		116	10.9%
8		100	9.4%
9		126	11.8%
10		96	9.0%
Sysmiss		603	

Warning: these figures indicate the number of cases found in the data file. They cannot be interpreted as summary statistics of the population of interest.

strata_hh: HH with migrants

Information	[Type= discrete] [Format=numeric] [Range= 0-2] [Missing=*]
Statistics [NW/ W]	[Valid=1068 /-] [Invalid=603 /-]
Definition	Stratification by household migrant status according to the screening survey Only available for Africa

Value	Label	Cases	Percentage
0	Non migrant HH	704	65.9%
1	HH with returnee(s) or migrant(s) abroad	364	34.1%
Sysmiss		603	

Warning: these figures indicate the number of cases found in the data file. They cannot be interpreted as summary statistics of the population of interest.

strata_ind: Presence of migrant in the HH during the census

Information	[Type= discrete] [Format=numeric] [Range= 1-3] [Missing=*]
Statistics [NW/ W]	[Valid=1063 /-] [Invalid=608 /-]
Definition	3 strata according to the individuals' migratory status Only available for Africa

File : sn_qb_asylum

strata_ind: Presence of migrant in the HH during the census

Value	Label	Cases	Percentage
1	Return migrant	148	13.9%
2	Partner of a migrant	117	11.0%
3	Other non migrant	798	75.1%
Sysmiss		608	

Warning: these figures indicate the number of cases found in the data file. They cannot be interpreted as summary statistics of the population of interest.

num_asyl: Number of the asylum request

Information	[Type= discrete] [Format=numeric] [Range= 1-4] [Missing=*]
Statistics [NW/ W]	[Valid=12 /-] [Invalid=1659 /-]

Value	Label	Cases	Percentage
1		9	75.0%
2		1	8.3%
3		1	8.3%
4		1	8.3%
Sysmiss		1659	

Warning: these figures indicate the number of cases found in the data file. They cannot be interpreted as summary statistics of the population of interest.

q1: Sex

Information	[Type= discrete] [Format=numeric] [Range= 1-9999] [Missing=*]
Statistics [NW/ W]	[Valid=1671 /-] [Invalid=0 /-]

Pre-question	<p>PRESENTATION OF THE STUDY TO THE RESPONDENTS</p> <p>Hello, my name is I am taking part in a study about migration between Senegal and various countries in Europe, and on links between people living in Senegal and their families and friends who live abroad. Before we start, I'd like to briefly present the study to you, and inform you about your rights. This study has been organised by the University of Dakar, and several European research organisms: the Institut national d'études démographiques (Paris, France), the University of Pompeu Fabra (Barcelone, Espagne), FIERI (Turin, Italie), in collaboration with ENDA Tiers-Monde.</p> <p>WHY THIS STUDY? => Hand out the INFORMATION LEAFLET and present the study</p> <p>* For a number of years, African migration has been a major issue of public debate - in politics and the media, both in Africa and in Europe. However, this debate is often not based on real evidence, but rather on opinions. * In fact, the scale and causes of Senegalese migration are not very well known. We also don't know the real impacts of migration on the living conditions of Senegalese families or on Senegal's national development. * In this study, which is organised by both Senegalese and European researchers, we would like to produce statistical data based on the real life experiences of Senegalese people. We hope that this data will help us to understand migration better, including its effects on Senegal. * The findings will be used to contribute to public debates gathering citizens, researchers and political decision-makers. The finale goal of this study is to link both real life experiences and migratory and development policies.</p> <p>HOW IS THIS GOING TO HAPPEN?</p> <p>* To carry out this study, we will meet people with very different migration experiences: people who have always stayed in Senegal; people who've lived abroad but have come back to Senegal; and people who remain in Europe. * Some information has already been collected in January and February 2008, on households living in Dakar, mainly about life conditions and the families' relationship with their migrants. * Today, this questionnaire involves questions about you, your life. There are questions about the places you have lived since your childhood; about your occupations and family life; the trips you have made abroad; and so on. All these questions will allow us to look at the relationships between whether people migrate or not, and their economic and family circumstances. * Since everyone's experiences are different, the duration of the interview varies - it should be between half an hour, and a maximum of two hours, depending on your individual life history.</p> <p>RIGHTS AND CONFIDENTIALITY OF ANSWERS</p> <p>* If a question makes you feel uneasy, you are not obliged to answer. You can stop the interview at any time.</p>
---------------------	--

File : sn_qb_asylum

q1: Sex

* We guarantee that all the information you provide us with will be kept confidential. Your name and address are not recorded in the questionnaire. Nobody will be able to identify you from the information that you give me.

Before we start: do you have any questions?

INTRODUCTION

Literal question

Q1. The respondent is:

Post-question

To begin with, I would like to note the major events and periods of your life on this grid. We will begin at the time of your birth. Later we will look at these periods of life in some more detail.

Interviewer's instructions

STUDY IN FRANCE: Hand out the CNIL letter to the interviewee.
In compliance with the law "informatique et libertés" of January 6, 1978, you have a right to access and rectify information concerning yourself.
To exercise this right, you should apply by mail, before the first July 2008, at INED. As data are anonymous, the correction will only be possible on presentation of your interviewee number.

Value	Label	Cases	Percentage
1	Man	801	47.9%
2	Woman	870	52.1%

Warning: these figures indicate the number of cases found in the data file. They cannot be interpreted as summary statistics of the population of interest.

q1a: Year of birth

Information

[Type= discrete] [Format=numeric] [Range= 1932-9999] [Missing=*]

Statistics [NW/ W]

[Valid=1671 /-] [Invalid=0 /-]

Literal question

Q1A. To start with, and to help us to set a time scale, could you tell me in which year you were born (or your age)?
Year of birth

Interviewer's instructions

AGEVEN: Locate year of birth in the grid, note 0 in the columns titled "age", and fill in these columns by retracing the age till the current age of the respondent.

Value	Label	Cases	Percentage
1932		1	0.1%
1933		3	0.2%
1934		6	0.4%
1935		6	0.4%
1936		5	0.3%
1937		1	0.1%
1938		5	0.3%
1939		6	0.4%
1940		8	0.5%
1941		5	0.3%
1942		7	0.4%
1943		13	0.8%
1944		6	0.4%
1945		10	0.6%
1946		10	0.6%
1947		16	1.0%
1948		13	0.8%
1949		15	0.9%
1950		16	1.0%
1951		17	1.0%
1952		16	1.0%

File : sn_qb_asylum

q1a: Year of birth

Value	Label	Cases	Percentage
1953		25	1.5%
1954		24	1.4%
1955		27	1.6%
1956		21	1.3%
1957		24	1.4%
1958		37	2.2%
1959		29	1.7%
1960		47	2.8%
1961		31	1.9%
1962		44	2.6%
1963		51	3.1%
1964		37	2.2%
1965		43	2.6%
1966		46	2.8%
1967		47	2.8%
1968		63	3.8%
1969		42	2.5%
1970		64	3.8%
1971		58	3.5%
1972		83	5.0%
1973		66	3.9%
1974		60	3.6%
1975		49	2.9%
1976		46	2.8%
1977		68	4.1%
1978		57	3.4%
1979		55	3.3%
1980		63	3.8%
1981		54	3.2%
1982		66	3.9%
1983		57	3.4%
1984		2	0.1%

Warning: these figures indicate the number of cases found in the data file. They cannot be interpreted as summary statistics of the population of interest.

age_survey: Age at survey

Information	[Type= continuous] [Format=numeric] [Range= 25-77] [Missing=*]
Statistics [NW/ W]	[Valid=1671 /-] [Invalid=0 /-] [Mean=41.5 /-] [StdDev=11.24 /-]
Literal question	Q1A. To start with, and to help us to set a time scale, could you tell me in which year you were born (or your age)? Age
Interviewer's instructions	AGEVEN: Locate year of birth in the grid, note 0 in the columns titled "age", and fill in these columns by retracing the age till the current age of the respondent.

q18: Which is the last school year you attended

Information	[Type= discrete] [Format=numeric] [Range= 0-2147483624] [Missing=*]
Statistics [NW/ W]	[Valid=1667 /-] [Invalid=4 /-]

File : sn_qb_asylum

q18: Which is the last school year you attended

Literal question Q18. Let's talk about your studies: Which is the last school year you attended?

Post-question If q18 in 0, 1, 2, 3, 4, 5, 6, 7 => Go to the "Activity" module

Interviewer's instructions
 - If EGO has no formal education: Encircle the code 00 below
 - If EGO has some formal education: Encircle the corresponding code

Value	Label	Cases	Percentage
0	None	406	24.4%
1	Pre-school (nursery school)	4	0.2%
2	Pre-school	19	1.1%
3	First year primary	22	1.3%
4	2nd year primary	44	2.6%
5	3rd year primary	54	3.2%
6	4th year primary	56	3.4%
7	5th year primary	303	18.2%
8	1st year secondary	47	2.8%
9	2nd year secondary	45	2.7%
10	3rd year secondary	62	3.7%
11	4th year secondary	179	10.7%
12	1st year high school	59	3.5%
13	2nd year high school	54	3.2%
14	Final year high school	96	5.8%
15	1st year (DEUG1 or equivalent) / BTS1	27	1.6%
16	2nd year (DEUG2 or equivalent) / BTS2	60	3.6%
17	3rd year (BA or equivalent)	32	1.9%
18	4th year (MA or equivalent)	36	2.2%
19	5th year (DESS,DEA or equivalent)	36	2.2%
20	6th year (PhD studies)	26	1.6%
Sysmiss		4	

Warning: these figures indicate the number of cases found in the data file. They cannot be interpreted as summary statistics of the population of interest.

country: Country of application

Information [Type= discrete] [Format=numeric] [Range= 96000-99527] [Missing=*]

Statistics [NW/ W] [Valid=12 /-] [Invalid=1659 /-]

Source MAFE team

Literal question 1301/2/3/4P. Country where the 1st/2nd/3rd/4th application for asylum was sought

Value	Label	Cases	Percentage
96000	FRANCE	8	66.7%
99127	ITALIE	1	8.3%
99134	ESPAGNE	2	16.7%
99140	SUISSE	1	8.3%
Sysmiss		1659	

Warning: these figures indicate the number of cases found in the data file. They cannot be interpreted as summary statistics of the population of interest.

y_request: Year of application

Information [Type= discrete] [Format=numeric] [Range= 1988-9999] [Missing=*]

Statistics [NW/ W] [Valid=12 /-] [Invalid=1659 /-]

File : sn_qb_asylum

y_request: Year of application

Source	MAFE team
Literal question	1301/2/3/4D. Year of application

Value	Label	Cases	Percentage
1988		1	8.3%
1989		1	8.3%
1990		1	8.3%
1991		3	25.0%
1994		1	8.3%
1997		1	8.3%
1999		2	16.7%
2002		1	8.3%
2007		1	8.3%
Sysmiss		1659	

Warning: these figures indicate the number of cases found in the data file. They cannot be interpreted as summary statistics of the population of interest.

y_obtaining: Year of obtaining

Information	[Type= discrete] [Format=numeric] [Range= 1991-9999] [Missing=*]
Statistics [NW/ W]	[Valid=2 /-] [Invalid=1669 /-]
Source	MAFE team
Literal question	1301/2/3/4O. Year when refugee status was obtained
Interviewer's instructions	Cross out if not obtained

Value	Label	Cases	Percentage
1991		1	50.0%
1999		1	50.0%
Sysmiss		1669	

Warning: these figures indicate the number of cases found in the data file. They cannot be interpreted as summary statistics of the population of interest.

y_refusal: Year of refusal

Information	[Type= discrete] [Format=numeric] [Range= 1992-9999] [Missing=*]
Statistics [NW/ W]	[Valid=3 /-] [Invalid=1668 /-]
Source	MAFE team
Literal question	1301/2/3/4R. Year when refugee status was denied
Interviewer's instructions	Cross out if not denied

Value	Label	Cases	Percentage
1992		1	33.3%
2000		2	66.7%
Sysmiss		1668	

Warning: these figures indicate the number of cases found in the data file. They cannot be interpreted as summary statistics of the population of interest.

y_ending: Year of ending

Information	[Type= discrete] [Format=numeric] [Range= 1993-9999] [Missing=*]
Statistics [NW/ W]	[Valid=2 /-] [Invalid=1669 /-]
Source	MAFE team
Literal question	1301/2/3/4F. End year of refugee status

File : sn_qb_asylum

y_ending: Year of ending

Interviewer's instructions Cross out if no end year

Value	Label	Cases	Percentage
1993		1	50.0%
2005		1	50.0%
Sysmiss		1669	

Warning: these figures indicate the number of cases found in the data file. They cannot be interpreted as summary statistics of the population of interest.

flag_age: Less than 25 years and more than 75 years

Information [Type= discrete] [Format=numeric] [Range= 0-1] [Missing=*]

Statistics [NW/ W] [Valid=1671 /-] [Invalid=0 /-]

Definition The migrant is younger than 25 or older than 75 at the time of the survey.

Notes These individuals have ages very close to the thresholds 25-75.

Value	Label	Cases	Percentage
0	No	1667	99.8%
1	Yes	4	0.2%

Warning: these figures indicate the number of cases found in the data file. They cannot be interpreted as summary statistics of the population of interest.

flag_arrival: First migration in Europe before 18

Information [Type= discrete] [Format=numeric] [Range= 0-1] [Missing=*]

Statistics [NW/ W] [Valid=816 /-] [Invalid=855 /-]

Definition The migrant (current or returnee) arrived in Europe the 1st time before 18.

Value	Label	Cases	Percentage
0	No	807	98.9%
1	Yes	9	1.1%
Sysmiss		855	

Warning: these figures indicate the number of cases found in the data file. They cannot be interpreted as summary statistics of the population of interest.

flag_visitor: Resident in Europe but surveyed in Africa

Information [Type= discrete] [Format=numeric] [Range= 0-1] [Missing=*]

Statistics [NW/ W] [Valid=1671 /-] [Invalid=0 /-]

Definition The migrant was living in Europe at the time of the survey, but was surveyed in Africa during a visit.

Notes In these cases, id_country = country of residence in Europe (even though the questionnaire was filled in in Senegal)

Value	Label	Cases	Percentage
0	No	1668	99.8%
1	Yes	3	0.2%

Warning: these figures indicate the number of cases found in the data file. They cannot be interpreted as summary statistics of the population of interest.

weight_eur: Weighting normalized on the 3 european countries

Information [Type= continuous] [Format=numeric] [Range= 0.123741947114468-2.92577934265137] [Missing=*]

Statistics [NW/ W] [Valid=606 /-] [Invalid=1065 /-]

Definition Use when working on the European countries pooled together (for example, the Senegalese population sampled in France, Italy and Spain). It should not be used if the analyses include individuals surveyed in Africa.

weight_all: Weighting normalized on the 4 countries

Information [Type= continuous] [Format=numeric] [Range= 0.043433666229248-7.21617412567139] [Missing=*]

File : sn_qb_asylum**# weight_all: Weighting normalized on the 4 countries**

Statistics [NW/ W]	[Valid=1671 /-] [Invalid=0 /-]
Definition	Use when working on all countries of the MAFE survey (for example, Senegalese population from Senegalese, French, Italian and Spanish samples).

weight_ctry: Weighting normalized by country

Information	[Type= continuous] [Format=numeric] [Range= 0.054081816226244-5.26600313186646] [Missing=*]
Statistics [NW/ W]	[Valid=1671 /-] [Invalid=0 /-]
Definition	Use when working on a single country (for example, the Senegalese population sampled only in Senegal, or in any single European country).

File : sn_qb_residence_permit

idnt: Biographic individual identifier

Information	[Type= discrete] [Format=character] [Missing=*]
Statistics [NW/ W]	[Valid=2447 /-] [Invalid=0 /-]
Definition	Individual identifiant = 1st letter of country + n° of questionnaire compost

id_country: Country of the survey

Information	[Type= discrete] [Format=character] [Missing=*]
Statistics [NW/ W]	[Valid=2447 /-] [Invalid=0 /-]
Definition	Country where the data was collected: - Es = Spain - Fr = France - It = Italy - Sn = Senegal

Value	Label	Cases	Percentage
Es		417	17.0%
Fr		518	21.2%
It		381	15.6%
Sn		1131	46.2%

Warning: these figures indicate the number of cases found in the data file. They cannot be interpreted as summary statistics of the population of interest.

n_menage: ID of the HH

Information	[Type= continuous] [Format=numeric] [Range= 3-2011] [Missing=*]
Statistics [NW/ W]	[Valid=1135 /-] [Invalid=1312 /-]
Definition	Household ID Only available for Africa

n_indiv: ID of the individual in the HH

Information	[Type= continuous] [Format=numeric] [Range= 0-101] [Missing=*]
Statistics [NW/ W]	[Valid=1135 /-] [Invalid=1312 /-]
Definition	ID of each individual within her/his household Only available for Africa

num_dr: Constructed ID of the PSU

Information	[Type= discrete] [Format=character] [Missing=*]
Statistics [NW/ W]	[Valid=1135 /-] [Invalid=0 /-]
Definition	Survey area ID Only available for Africa

Value	Label	Cases	Percentage
01		7	0.6%
02		18	1.6%
03		22	1.9%
04		16	1.4%
05		18	1.6%
06		18	1.6%
07		22	1.9%
08		19	1.7%
09		21	1.9%
10		26	2.3%

File : sn_qb_residence_permit

num_dr: Constructed ID of the PSU

Value	Label	Cases	Percentage
11		16	1.4%
12		18	1.6%
13		28	2.5%
14		22	1.9%
15		11	1.0%
16		12	1.1%
17		18	1.6%
18		20	1.8%
19		18	1.6%
20		11	1.0%
21		21	1.9%
22		15	1.3%
23		21	1.9%
24		15	1.3%
25		21	1.9%
26		15	1.3%
27		15	1.3%
28		13	1.1%
29		20	1.8%
30		16	1.4%
31		26	2.3%
32		16	1.4%
33		18	1.6%
34		25	2.2%
35		24	2.1%
36		26	2.3%
37		26	2.3%
38		23	2.0%
39		15	1.3%
40		21	1.9%
41		30	2.6%
42		18	1.6%
43		26	2.3%
44		12	1.1%
45		20	1.8%
46		31	2.7%
47		16	1.4%
48		23	2.0%
49		15	1.3%
50		18	1.6%
51		19	1.7%
52		15	1.3%
53		16	1.4%

File : sn_qb_residence_permit

num_dr: Constructed ID of the PSU

Value	Label	Cases	Percentage
54		22	1.9%
55		15	1.3%
56		15	1.3%
57		13	1.1%
58		21	1.9%
59		21	1.9%
60		16	1.4%

Warning: these figures indicate the number of cases found in the data file. They cannot be interpreted as summary statistics of the population of interest.

strata_area: Strate of the CD defined by the population census

Information	[Type= discrete] [Format=numeric] [Range= 1-10] [Missing=*]
Statistics [NW/ W]	[Valid=1135 /-] [Invalid=1312 /-]
Definition	Migration prevalence in each survey area, defined using the 2002 Census Only available for Africa

Value	Label	Cases	Percentage
1		101	8.9%
2		115	10.1%
3		105	9.3%
4		111	9.8%
5		108	9.5%
6		115	10.1%
7		126	11.1%
8		110	9.7%
9		135	11.9%
10		109	9.6%
Sysmiss		1312	

Warning: these figures indicate the number of cases found in the data file. They cannot be interpreted as summary statistics of the population of interest.

strata_hh: HH with migrants

Information	[Type= discrete] [Format=numeric] [Range= 0-2] [Missing=*]
Statistics [NW/ W]	[Valid=1135 /-] [Invalid=1312 /-]
Definition	Stratification by household migrant status according to the screening survey Only available for Africa

Value	Label	Cases	Percentage
0	Non migrant HH	740	65.2%
1	HH with returnee(s) or migrant(s) abroad	395	34.8%
Sysmiss		1312	

Warning: these figures indicate the number of cases found in the data file. They cannot be interpreted as summary statistics of the population of interest.

strata_ind: Presence of migrant in the HH during the census

Information	[Type= discrete] [Format=numeric] [Range= 1-3] [Missing=*]
Statistics [NW/ W]	[Valid=1130 /-] [Invalid=1317 /-]
Definition	3 strata according to the individuals' migratory status Only available for Africa

File : sn_qb_residence_permit

strata_ind: Presence of migrant in the HH during the census

Value	Label	Cases	Percentage
1	Return migrant	206	18.2%
2	Partner of a migrant	117	10.4%
3	Other non migrant	807	71.4%
Sysmiss		1317	

Warning: these figures indicate the number of cases found in the data file. They cannot be interpreted as summary statistics of the population of interest.

num_rp: Residence permit number

Information	[Type= discrete] [Format=numeric] [Range= 1-7] [Missing=*]
Statistics [NW/ W]	[Valid=1544 /-] [Invalid=903 /-]

Value	Label	Cases	Percentage
1		763	49.4%
2		490	31.7%
3		208	13.5%
4		48	3.1%
5		22	1.4%
6		10	0.6%
7		3	0.2%
Sysmiss		903	

Warning: these figures indicate the number of cases found in the data file. They cannot be interpreted as summary statistics of the population of interest.

q1: Sex

Information	[Type= discrete] [Format=numeric] [Range= 1-9999] [Missing=*]
Statistics [NW/ W]	[Valid=2447 /-] [Invalid=0 /-]

Pre-question	<p>PRESENTATION OF THE STUDY TO THE RESPONDENTS</p> <p>Hello, my name is I am taking part in a study about migration between Senegal and various countries in Europe, and on links between people living in Senegal and their families and friends who live abroad. Before we start, I'd like to briefly present the study to you, and inform you about your rights.</p> <p>This study has been organised by the University of Dakar, and several European research organisms: the Institut national d'études démographiques (Paris, France), the University of Pompeu Fabra (Barcelone, Espagne), FIERI (Turin, Italie), in collaboration with ENDA Tiers-Monde.</p> <p>WHY THIS STUDY? => Hand out the INFORMATION LEAFLET and present the study</p> <p>* For a number of years, African migration has been a major issue of public debate - in politics and the media, both in Africa and in Europe. However, this debate is often not based on real evidence, but rather on opinions.</p> <p>* In fact, the scale and causes of Senegalese migration are not very well known. We also don't know the real impacts of migration on the living conditions of Senegalese families or on Senegal's national development.</p> <p>* In this study, which is organised by both Senegalese and European researchers, we would like to produce statistical data based on the real life experiences of Senegalese people. We hope that this data will help us to understand migration better, including its effects on Senegal.</p> <p>* The findings will be used to contribute to public debates gathering citizens, researchers and political decision-makers. The finale goal of this study is to link both real life experiences and migratory and development policies.</p> <p>HOW IS THIS GOING TO HAPPEN?</p> <p>* To carry out this study, we will meet people with very different migration experiences: people who have always stayed in Senegal; people who've lived abroad but have come back to Senegal; and people who remain in Europe.</p> <p>* Some information has already been collected in January and February 2008, on households living in Dakar, mainly about life conditions and the families' relationship with their migrants.</p> <p>* Today, this questionnaire involves questions about you, your life. There are questions about the places you have lived since your childhood; about your occupations and family life; the trips you have made abroad; and so on. All these questions will allow us to look at the relationships between whether people migrate or not, and their economic and family circumstances.</p>
---------------------	---

File : sn_qb_residence_permit

q1: Sex

* Since everyone's experiences are different, the duration of the interview varies - it should be between half an hour, and a maximum of two hours, depending on your individual life history.

RIGHTS AND CONFIDENTIALITY OF ANSWERS

* If a question makes you feel uneasy, you are not obliged to answer. You can stop the interview at any time.

* We guarantee that all the information you provide us with will be kept confidential. Your name and address are not recorded in the questionnaire. Nobody will be able to identify you from the information that you give me.

Before we start: do you have any questions?

INTRODUCTION

Literal question

Q1. The respondent is:

Post-question

To begin with, I would like to note the major events and periods of your life on this grid. We will begin at the time of your birth. Later we will look at these periods of life in some more detail.

Interviewer's instructions

STUDY IN FRANCE: Hand out the CNIL letter to the interviewee.

In compliance with the law "informatique et libertés" of January 6, 1978, you have a right to access and rectify information concerning yourself.

To exercise this right, you should apply by mail, before the first July 2008, at INED. As data are anonymous, the correction will only be possible on presentation of your interviewee number.

Value	Label	Cases	Percentage
1	Man	1259	51.5%
2	Woman	1188	48.5%

Warning: these figures indicate the number of cases found in the data file. They cannot be interpreted as summary statistics of the population of interest.

age_survey: Age at survey

Information

[Type= continuous] [Format=numeric] [Range= 25-77] [Missing=*]

Statistics [NW/ W]

[Valid=2447 /-] [Invalid=0 /-] [Mean=42.337 /-] [StdDev=11.008 /-]

Literal question

Q1A. To start with, and to help us to set a time scale, could you tell me in which year you were born (or your age)?
Age

Interviewer's instructions

AGEVEN: Locate year of birth in the grid, note 0 in the columns titled "age", and fill in these columns by retracing the age till the current age of the respondent.

q1a: Year of birth

Information

[Type= discrete] [Format=numeric] [Range= 1932-9999] [Missing=*]

Statistics [NW/ W]

[Valid=2447 /-] [Invalid=0 /-]

Literal question

Q1A. To start with, and to help us to set a time scale, could you tell me in which year you were born (or your age)?
Year of birth

Interviewer's instructions

AGEVEN: Locate year of birth in the grid, note 0 in the columns titled "age", and fill in these columns by retracing the age till the current age of the respondent.

Value	Label	Cases	Percentage
1932		1	0.0%
1933		3	0.1%
1934		7	0.3%
1935		9	0.4%
1936		8	0.3%
1937		1	0.0%
1938		8	0.3%
1939		12	0.5%
1940		13	0.5%
1941		6	0.2%

File : sn_qb_residence_permit

q1a: Year of birth

Value	Label	Cases	Percentage
1942		10	0.4%
1943		13	0.5%
1944		8	0.3%
1945		17	0.7%
1946		14	0.6%
1947		25	1.0%
1948		17	0.7%
1949		21	0.9%
1950		29	1.2%
1951		33	1.3%
1952		31	1.3%
1953		44	1.8%
1954		41	1.7%
1955		38	1.6%
1956		34	1.4%
1957		43	1.8%
1958		50	2.0%
1959		47	1.9%
1960		80	3.3%
1961		54	2.2%
1962		79	3.2%
1963		64	2.6%
1964		61	2.5%
1965		70	2.9%
1966		76	3.1%
1967		87	3.6%
1968		95	3.9%
1969		57	2.3%
1970		105	4.3%
1971		80	3.3%
1972		125	5.1%
1973		94	3.8%
1974		87	3.6%
1975		66	2.7%
1976		64	2.6%
1977		92	3.8%
1978		74	3.0%
1979		63	2.6%
1980		74	3.0%
1981		68	2.8%
1982		81	3.3%
1983		66	2.7%
1984		2	0.1%

Warning: these figures indicate the number of cases found in the data file. They cannot be interpreted as summary statistics of the population of interest.

File : sn_qb_residence_permit

q18: Which is the last school year you attended

Information [Type= discrete] [Format=numeric] [Range= 0-2147483624] [Missing=*]

Statistics [NW/ W] [Valid=2442 /-] [Invalid=5 /-]

Literal question Q18. Let's talk about your studies: Which is the last school year you attended?

Post-question If q18 in 0, 1, 2, 3, 4, 5, 6, 7 => Go to the "Activity" module

Interviewer's instructions
 - If EGO has no formal education: Encircle the code 00 below
 - If EGO has some formal education: Encircle the corresponding code

Value	Label	Cases	Percentage
0	None	518	21.2%
1	Pre-school (nursery school)	8	0.3%
2	Pre-school	32	1.3%
3	First year primary	33	1.4%
4	2nd year primary	57	2.3%
5	3rd year primary	85	3.5%
6	4th year primary	77	3.2%
7	5th year primary	396	16.2%
8	1st year secondary	60	2.5%
9	2nd year secondary	74	3.0%
10	3rd year secondary	90	3.7%
11	4th year secondary	291	11.9%
12	1st year high school	90	3.7%
13	2nd year high school	88	3.6%
14	Final year high school	156	6.4%
15	1st year (DEUG1 or equivalent) / BTS1	45	1.8%
16	2nd year (DEUG2 or equivalent) / BTS2	98	4.0%
17	3rd year (BA or equivalent)	49	2.0%
18	4th year (MA or equivalent)	68	2.8%
19	5th year (DESS,DEA or equivalent)	77	3.2%
20	6th year (PhD studies)	50	2.0%
Sysmiss		5	

Warning: these figures indicate the number of cases found in the data file. They cannot be interpreted as summary statistics of the population of interest.

q1400d: Start year RP

Information [Type= discrete] [Format=numeric] [Range= 1936-2147483624] [Missing=*]

Statistics [NW/ W] [Valid=1543 /-] [Invalid=904 /-]

Source MAFE team

Literal question 1411/12/13/14/15/16/17/18/19/20D - 1411/12/13/14/15/16/17/18/19/20F. 1st/2nd/3rd/4th/5th/6th/7th/8th/9th/10th period of residence permit
 Start year

Value	Label	Cases	Percentage
1936		1	0.1%
1950		1	0.1%
1951		1	0.1%
1953		3	0.2%
1954		2	0.1%

File : sn_qb_residence_permit

q1400d: Start year RP

Value	Label	Cases	Percentage
1955		1	0.1%
1956		2	0.1%
1957		2	0.1%
1958		3	0.2%
1961		2	0.1%
1962		1	0.1%
1963		1	0.1%
1964		3	0.2%
1965		2	0.1%
1966		2	0.1%
1967		3	0.2%
1968		2	0.1%
1969		3	0.2%
1970		5	0.3%
1971		6	0.4%
1972		6	0.4%
1973		9	0.6%
1974		17	1.1%
1975		12	0.8%
1976		16	1.0%
1977		4	0.3%
1978		9	0.6%
1979		6	0.4%
1980		17	1.1%
1981		22	1.4%
1982		17	1.1%
1983		24	1.6%
1984		26	1.7%
1985		26	1.7%
1986		34	2.2%
1987		25	1.6%
1988		35	2.3%
1989		29	1.9%
1990		47	3.0%
1991		44	2.9%
1992		48	3.1%
1993		51	3.3%
1994		48	3.1%
1995		40	2.6%
1996		42	2.7%
1997		44	2.9%
1998		68	4.4%
1999		87	5.6%

File : sn_qb_residence_permit

q1400d: Start year RP

Value	Label	Cases	Percentage
2000		108	7.0%
2001		88	5.7%
2002		99	6.4%
2003		82	5.3%
2004		67	4.3%
2005		80	5.2%
2006		61	4.0%
2007		46	3.0%
2008		13	0.8%
Sysmiss		904	

Warning: these figures indicate the number of cases found in the data file. They cannot be interpreted as summary statistics of the population of interest.

q1400f: End year RP

Information	[Type= discrete] [Format=numeric] [Range= 1939-2147483624] [Missing=*]
Statistics [NW/ W]	[Valid=1542 /-] [Invalid=905 /-]
Source	MAFE team
Literal question	1411/12/13/14/15/16/17/18/19/20D - 1411/12/13/14/15/16/17/18/19/20F. 1st/2nd/3rd/4th/5th/6th/7th/8th/9th/10th period of residence permit End year
Interviewer's instructions	Cross out end date if status is ongoing

Value	Label	Cases	Percentage
1939		1	0.1%
1953		2	0.1%
1954		1	0.1%
1955		1	0.1%
1956		2	0.1%
1957		1	0.1%
1958		1	0.1%
1959		1	0.1%
1961		2	0.1%
1962		1	0.1%
1963		2	0.1%
1964		2	0.1%
1966		1	0.1%
1967		3	0.2%
1968		4	0.3%
1971		4	0.3%
1972		4	0.3%
1973		1	0.1%
1974		7	0.5%
1975		7	0.5%
1976		9	0.6%
1977		6	0.4%
1978		5	0.3%

File : sn_qb_residence_permit

q1400f: End year RP

Value	Label	Cases	Percentage
1979		3	0.2%
1980		8	0.5%
1981		14	0.9%
1982		11	0.7%
1983		9	0.6%
1984		8	0.5%
1985		10	0.6%
1986		26	1.7%
1987		14	0.9%
1988		22	1.4%
1989		21	1.4%
1990		31	2.0%
1991		25	1.6%
1992		32	2.1%
1993		25	1.6%
1994		31	2.0%
1995		31	2.0%
1996		34	2.2%
1997		28	1.8%
1998		40	2.6%
1999		44	2.9%
2000		61	4.0%
2001		54	3.5%
2002		67	4.3%
2003		60	3.9%
2004		40	2.6%
2005		42	2.7%
2006		41	2.7%
2007		32	2.1%
2008		610	39.6%
Sysmiss		905	

Warning: these figures indicate the number of cases found in the data file. They cannot be interpreted as summary statistics of the population of interest.

nnrp: No need for a residence permit

Information	[Type= discrete] [Format=numeric] [Range= 0-2147483624] [Missing=*]
Statistics [NW/ W]	[Valid=1542 /-] [Invalid=905 /-]
Source	MAFE team
Literal question	1411/12/13/14/15/16/17/18/19/20. Residence status NNRP (No need for a residence permit)
Interviewer's instructions	Encircle the status(es). If "other" indicate answer in plain text

Value	Label	Cases	Percentage
0	No	1310	85.0%
1	Yes	232	15.0%
Sysmiss		905	

File : sn_qb_residence_permit

nnrp: No need for a residence permit

Warning: these figures indicate the number of cases found in the data file. They cannot be interpreted as summary statistics of the population of interest.

v: Visa

Information [Type= discrete] [Format=numeric] [Range= 0-2147483624] [Missing=*]

Statistics [NW/ W] [Valid=1542 /-] [Invalid=905 /-]

Source MAFE team

Literal question 1411/12/13/14/15/16/17/18/19/20. Residence status
V (Visa)

Interviewer's instructions Encircle the status(es). If "other" indicate answer in plain text

Value	Label	Cases	Percentage
0	No	1114	72.2%
1	Yes	428	27.8%
Sysmiss		905	

Warning: these figures indicate the number of cases found in the data file. They cannot be interpreted as summary statistics of the population of interest.

rp: Residence permit

Information [Type= discrete] [Format=numeric] [Range= 0-2147483624] [Missing=*]

Statistics [NW/ W] [Valid=1542 /-] [Invalid=905 /-]

Source MAFE team

Literal question 1411/12/13/14/15/16/17/18/19/20. Residence status
RP (Residence permit)

Interviewer's instructions Encircle the status(es). If "other" indicate answer in plain text

Value	Label	Cases	Percentage
0	No	937	60.8%
1	Yes	605	39.2%
Sysmiss		905	

Warning: these figures indicate the number of cases found in the data file. They cannot be interpreted as summary statistics of the population of interest.

np: No residence permit

Information [Type= discrete] [Format=numeric] [Range= 0-2147483624] [Missing=*]

Statistics [NW/ W] [Valid=1542 /-] [Invalid=905 /-]

Source MAFE team

Literal question 1411/12/13/14/15/16/17/18/19/20. Residence status
NP (No residence permit)

Interviewer's instructions Encircle the status(es). If "other" indicate answer in plain text

Value	Label	Cases	Percentage
0	No	1265	82.0%
1	Yes	277	18.0%
Sysmiss		905	

Warning: these figures indicate the number of cases found in the data file. They cannot be interpreted as summary statistics of the population of interest.

statusb_rp: Other residence status

Information [Type= discrete] [Format=character] [Missing=*.b]

Statistics [NW/ W] [Valid=285 /-] [Invalid=1 /-]

Source MAFE team

Literal question 1411/12/13/14/15/16/17/18/19/20. Residence status

File : sn_qb_residence_permit

statusb_rp: Other residence status

	Other
Interviewer's instructions	Encircle the status(es). If "other" indicate answer in plain text

Value	Label	Cases	Percentage
02		1	0.4%
Carte de recouvrement		1	0.4%
Carte de visite et consulaire		1	0.4%
Faux papiers		1	0.4%
Permanente		2	0.7%
Recepisse		4	1.4%
Regroupement familiale		1	0.4%
Soins medicaux		2	0.7%
Ts Pt		1	0.4%
Visa de son cousin		2	0.7%
Visto		2	0.7%
nnp		8	2.8%
np		62	21.8%
rp		197	69.1%
.b		1	

Warning: these figures indicate the number of cases found in the data file. They cannot be interpreted as summary statistics of the population of interest.

flag_age: Less than 25 years and more than 75 years

Information	[Type= discrete] [Format=numeric] [Range= 0-1] [Missing=*]
Statistics [NW/ W]	[Valid=2447 /-] [Invalid=0 /-]
Definition	The migrant is younger than 25 or older than 75 at the time of the survey.
Notes	These individuals have ages very close to the thresholds 25-75.

Value	Label	Cases	Percentage
0	No	2443	99.8%
1	Yes	4	0.2%

Warning: these figures indicate the number of cases found in the data file. They cannot be interpreted as summary statistics of the population of interest.

flag_arrival: First migration in Europe before 18

Information	[Type= discrete] [Format=numeric] [Range= 0-1] [Missing=*]
Statistics [NW/ W]	[Valid=1592 /-] [Invalid=855 /-]
Definition	The migrant (current or returnee) arrived in Europe the 1st time before 18.

Value	Label	Cases	Percentage
0	No	1577	99.1%
1	Yes	15	0.9%
Sysmiss		855	

Warning: these figures indicate the number of cases found in the data file. They cannot be interpreted as summary statistics of the population of interest.

flag_visitor: Resident in Europe but surveyed in Africa

Information	[Type= discrete] [Format=numeric] [Range= 0-1] [Missing=*]
--------------------	--

File : sn_qb_residence_permit

flag_visitor: Resident in Europe but surveyed in Africa

Statistics [NW/ W] [Valid=2447 /-] [Invalid=0 /-]

Definition The migrant was living in Europe at the time of the survey, but was surveyed in Africa during a visit.

Notes In these cases, id_country = country of residence in Europe (even though the questionnaire was filled in in Senegal)

Value	Label	Cases	Percentage
0	No	2443	99.8%
1	Yes	4	0.2%

Warning: these figures indicate the number of cases found in the data file. They cannot be interpreted as summary statistics of the population of interest.

weight_eur: Weighting normalized on the 3 european countries

Information [Type= continuous] [Format=numeric] [Range= 0.123741947114468-2.92577934265137] [Missing=*]

Statistics [NW/ W] [Valid=1316 /-] [Invalid=1131 /-]

Definition Use when working on the European countries pooled together (for example, the Senegalese population sampled in France, Italy and Spain). It should not be used if the analyses include individuals surveyed in Africa.

weight_all: Weighting normalized on the 4 countries

Information [Type= continuous] [Format=numeric] [Range= 0.043433666229248-7.21617412567139] [Missing=*]

Statistics [NW/ W] [Valid=2447 /-] [Invalid=0 /-]

Definition Use when working on all countries of the MAFE survey (for example, Senegalese population from Senegalese, French, Italian and Spanish samples).

weight_ctry: Weighting normalized by country

Information [Type= continuous] [Format=numeric] [Range= 0.054081816226244-5.26600313186646] [Missing=*]

Statistics [NW/ W] [Valid=2447 /-] [Invalid=0 /-]

Definition Use when working on a single country (for example, the Senegalese population sampled only in Senegal, or in any single European country).

File : sn_qb_work_permit

idnt: Biographic individual identifier

Information	[Type= discrete] [Format=character] [Missing=*]
Statistics [NW/ W]	[Valid=2221 /-] [Invalid=0 /-]
Definition	Individual identifiant = 1st letter of country + n° of questionnaire compost

id_country: Country of the survey

Information	[Type= discrete] [Format=character] [Missing=*]
Statistics [NW/ W]	[Valid=2221 /-] [Invalid=0 /-]
Definition	Country where the data was collected: - Es = Spain - Fr = France - It = Italy - Sn = Senegal

Value	Label	Cases	Percentage
Es		356	16.0%
Fr		410	18.5%
It		326	14.7%
Sn		1129	50.8%

Warning: these figures indicate the number of cases found in the data file. They cannot be interpreted as summary statistics of the population of interest.

n_menage: ID of the HH

Information	[Type= continuous] [Format=numeric] [Range= 3-1319] [Missing=*]
Statistics [NW/ W]	[Valid=1133 /-] [Invalid=1088 /-]
Definition	Household ID Only available for Africa

n_indiv: ID of the individual in the HH

Information	[Type= continuous] [Format=numeric] [Range= 0-36] [Missing=*]
Statistics [NW/ W]	[Valid=1133 /-] [Invalid=1088 /-]
Definition	ID of each individual within her/his household Only available for Africa

num_dr: Constructed ID of the PSU

Information	[Type= discrete] [Format=character] [Missing=*]
Statistics [NW/ W]	[Valid=1133 /-] [Invalid=0 /-]
Definition	Survey area ID Only available for Africa

Value	Label	Cases	Percentage
01		7	0.6%
02		18	1.6%
03		22	1.9%
04		16	1.4%
05		18	1.6%
06		18	1.6%
07		22	1.9%
08		19	1.7%
09		21	1.9%
10		26	2.3%

File : sn_qb_work_permit

num_dr: Constructed ID of the PSU

Value	Label	Cases	Percentage
11		16	1.4%
12		18	1.6%
13		28	2.5%
14		22	1.9%
15		11	1.0%
16		12	1.1%
17		18	1.6%
18		20	1.8%
19		16	1.4%
20		11	1.0%
21		21	1.9%
22		15	1.3%
23		20	1.8%
24		15	1.3%
25		21	1.9%
26		15	1.3%
27		15	1.3%
28		13	1.1%
29		20	1.8%
30		17	1.5%
31		26	2.3%
32		16	1.4%
33		18	1.6%
34		25	2.2%
35		24	2.1%
36		26	2.3%
37		26	2.3%
38		23	2.0%
39		15	1.3%
40		21	1.9%
41		30	2.6%
42		18	1.6%
43		26	2.3%
44		12	1.1%
45		20	1.8%
46		31	2.7%
47		16	1.4%
48		23	2.0%
49		15	1.3%
50		18	1.6%
51		19	1.7%
52		15	1.3%
53		16	1.4%

File : sn_qb_work_permit

num_dr: Constructed ID of the PSU

Value	Label	Cases	Percentage
54		22	1.9%
55		15	1.3%
56		15	1.3%
57		13	1.1%
58		21	1.9%
59		21	1.9%
60		16	1.4%

Warning: these figures indicate the number of cases found in the data file. They cannot be interpreted as summary statistics of the population of interest.

strata_area: Strate of the CD defined by the population census

Information	[Type= discrete] [Format=numeric] [Range= 1-10] [Missing=*]
Statistics [NW/ W]	[Valid=1133 /-] [Invalid=1088 /-]
Definition	Migration prevalence in each survey area, defined using the 2002 Census Only available for Africa

Value	Label	Cases	Percentage
1		101	8.9%
2		115	10.2%
3		103	9.1%
4		110	9.7%
5		108	9.5%
6		115	10.2%
7		126	11.1%
8		110	9.7%
9		135	11.9%
10		110	9.7%
Sysmiss		1088	

Warning: these figures indicate the number of cases found in the data file. They cannot be interpreted as summary statistics of the population of interest.

strata_hh: HH with migrants

Information	[Type= discrete] [Format=numeric] [Range= 0-2] [Missing=*]
Statistics [NW/ W]	[Valid=1133 /-] [Invalid=1088 /-]
Definition	Stratification by household migrant status according to the screening survey Only available for Africa

Value	Label	Cases	Percentage
0	Non migrant HH	739	65.2%
1	HH with returnee(s) or migrant(s) abroad	394	34.8%
Sysmiss		1088	

Warning: these figures indicate the number of cases found in the data file. They cannot be interpreted as summary statistics of the population of interest.

strata_ind: Presence of migrant in the HH during the census

Information	[Type= discrete] [Format=numeric] [Range= 1-3] [Missing=*]
Statistics [NW/ W]	[Valid=1128 /-] [Invalid=1093 /-]
Definition	3 strata according to the individuals' migratory status Only available for Africa

File : sn_qb_work_permit

strata_ind: Presence of migrant in the HH during the census

Value	Label	Cases	Percentage
1	Return migrant	205	18.2%
2	Partner of a migrant	117	10.4%
3	Other non migrant	806	71.5%
Sysmiss		1093	

Warning: these figures indicate the number of cases found in the data file. They cannot be interpreted as summary statistics of the population of interest.

num_wp: Work permit number

Information	[Type= discrete] [Format=numeric] [Range= 1-6] [Missing=*]
Statistics [NW/ W]	[Valid=1291 /-] [Invalid=930 /-]

Value	Label	Cases	Percentage
1		738	57.2%
2		397	30.8%
3		110	8.5%
4		29	2.2%
5		12	0.9%
6		5	0.4%
Sysmiss		930	

Warning: these figures indicate the number of cases found in the data file. They cannot be interpreted as summary statistics of the population of interest.

q1: Sex

Information	[Type= discrete] [Format=numeric] [Range= 1-9999] [Missing=*]
Statistics [NW/ W]	[Valid=2221 /-] [Invalid=0 /-]

Pre-question	<p>PRESENTATION OF THE STUDY TO THE RESPONDENTS</p> <p>Hello, my name is I am taking part in a study about migration between Senegal and various countries in Europe, and on links between people living in Senegal and their families and friends who live abroad. Before we start, I'd like to briefly present the study to you, and inform you about your rights. This study has been organised by the University of Dakar, and several European research organisms: the Institut national d'études démographiques (Paris, France), the University of Pompeu Fabra (Barcelone, Espagne), FIERI (Turin, Italie), in collaboration with ENDA Tiers-Monde.</p> <p>WHY THIS STUDY? => Hand out the INFORMATION LEAFLET and present the study</p> <p>* For a number of years, African migration has been a major issue of public debate - in politics and the media, both in Africa and in Europe. However, this debate is often not based on real evidence, but rather on opinions.</p> <p>* In fact, the scale and causes of Senegalese migration are not very well known. We also don't know the real impacts of migration on the living conditions of Senegalese families or on Senegal's national development.</p> <p>* In this study, which is organised by both Senegalese and European researchers, we would like to produce statistical data based on the real life experiences of Senegalese people. We hope that this data will help us to understand migration better, including its effects on Senegal.</p> <p>* The findings will be used to contribute to public debates gathering citizens, researchers and political decision-makers. The finale goal of this study is to link both real life experiences and migratory and development policies.</p> <p>HOW IS THIS GOING TO HAPPEN?</p> <p>* To carry out this study, we will meet people with very different migration experiences: people who have always stayed in Senegal; people who've lived abroad but have come back to Senegal; and people who remain in Europe.</p> <p>* Some information has already been collected in January and February 2008, on households living in Dakar, mainly about life conditions and the families' relationship with their migrants.</p> <p>* Today, this questionnaire involves questions about you, your life. There are questions about the places you have lived since your childhood; about your occupations and family life; the trips you have made abroad; and so on. All these questions will allow us to look at the relationships between whether people migrate or not, and their economic and family circumstances.</p> <p>* Since everyone's experiences are different, the duration of the interview varies - it should be between half an hour, and a maximum of two hours, depending on your individual life history.</p>
---------------------	--

File : sn_qb_work_permit

q1: Sex

	<p>RIGHTS AND CONFIDENTIALITY OF ANSWERS</p> <p>* If a question makes you feel uneasy, you are not obliged to answer. You can stop the interview at any time.</p> <p>* We guarantee that all the information you provide us with will be kept confidential. Your name and address are not recorded in the questionnaire. Nobody will be able to identify you from the information that you give me.</p> <p>Before we start: do you have any questions?</p> <p>INTRODUCTION</p>
Literal question	Q1. The respondent is:
Post-question	To begin with, I would like to note the major events and periods of your life on this grid. We will begin at the time of your birth. Later we will look at these periods of life in some more detail.
Interviewer's instructions	<p>STUDY IN FRANCE: Hand out the CNIL letter to the interviewee.</p> <p>In compliance with the law "informatique et libertés" of January 6, 1978, you have a right to access and rectify information concerning yourself.</p> <p>To exercise this right, you should apply by mail, before the first July 2008, at INED. As data are anonymous, the correction will only be possible on presentation of your interviewee number.</p>

Value	Label	Cases	Percentage
1	Man	1154	52.0%
2	Woman	1067	48.0%

Warning: these figures indicate the number of cases found in the data file. They cannot be interpreted as summary statistics of the population of interest.

age_survey: Age at survey

Information	[Type= continuous] [Format=numeric] [Range= 25-77] [Missing=*]
Statistics [NW/ W]	[Valid=2221 /-] [Invalid=0 /-] [Mean=42.328 /-] [StdDev=11.145 /-]
Literal question	Q1A. To start with, and to help us to set a time scale, could you tell me in which year you were born (or your age)? Age
Interviewer's instructions	AGEVEN: Locate year of birth in the grid, note 0 in the columns titled "age", and fill in these columns by retracing the age till the current age of the respondent.

q1a: Year of birth

Information	[Type= discrete] [Format=numeric] [Range= 1932-9999] [Missing=*]
Statistics [NW/ W]	[Valid=2221 /-] [Invalid=0 /-]
Literal question	Q1A. To start with, and to help us to set a time scale, could you tell me in which year you were born (or your age)? Year of birth
Interviewer's instructions	AGEVEN: Locate year of birth in the grid, note 0 in the columns titled "age", and fill in these columns by retracing the age till the current age of the respondent.

Value	Label	Cases	Percentage
1932		1	0.0%
1933		3	0.1%
1934		7	0.3%
1935		9	0.4%
1936		8	0.4%
1937		1	0.0%
1938		8	0.4%
1939		12	0.5%
1940		11	0.5%
1941		6	0.3%
1942		8	0.4%

File : sn_qb_work_permit

q1a: Year of birth

Value	Label	Cases	Percentage
1943		13	0.6%
1944		8	0.4%
1945		17	0.8%
1946		13	0.6%
1947		22	1.0%
1948		16	0.7%
1949		21	0.9%
1950		27	1.2%
1951		29	1.3%
1952		24	1.1%
1953		40	1.8%
1954		38	1.7%
1955		34	1.5%
1956		30	1.4%
1957		37	1.7%
1958		47	2.1%
1959		41	1.8%
1960		72	3.2%
1961		46	2.1%
1962		66	3.0%
1963		62	2.8%
1964		59	2.7%
1965		62	2.8%
1966		65	2.9%
1967		82	3.7%
1968		88	4.0%
1969		54	2.4%
1970		90	4.1%
1971		71	3.2%
1972		110	5.0%
1973		81	3.6%
1974		81	3.6%
1975		58	2.6%
1976		56	2.5%
1977		83	3.7%
1978		68	3.1%
1979		60	2.7%
1980		71	3.2%
1981		70	3.2%
1982		73	3.3%
1983		60	2.7%
1984		2	0.1%

Warning: these figures indicate the number of cases found in the data file. They cannot be interpreted as summary statistics of the population of interest.

File : sn_qb_work_permit

q18: Which is the last school year you attended

Information	[Type= discrete] [Format=numeric] [Range= 0-2147483624] [Missing=*]
Statistics [NW/ W]	[Valid=2216 /-] [Invalid=5 /-]
Literal question	Q18. Let's talk about your studies: Which is the last school year you attended?
Post-question	If q18 in 0, 1, 2, 3, 4, 5, 6, 7 => Go to the "Activity" module
Interviewer's instructions	- If EGO has no formal education: Encircle the code 00 below - If EGO has some formal education: Encircle the corresponding code

Value	Label	Cases	Percentage
0	None	497	22.4%
1	Pre-school (nursery school)	6	0.3%
2	Pre-school	25	1.1%
3	First year primary	30	1.4%
4	2nd year primary	51	2.3%
5	3rd year primary	72	3.2%
6	4th year primary	69	3.1%
7	5th year primary	364	16.4%
8	1st year secondary	55	2.5%
9	2nd year secondary	62	2.8%
10	3rd year secondary	80	3.6%
11	4th year secondary	259	11.7%
12	1st year high school	83	3.7%
13	2nd year high school	75	3.4%
14	Final year high school	138	6.2%
15	1st year (DEUG1 or equivalent) / BTS1	40	1.8%
16	2nd year (DEUG2 or equivalent) / BTS2	83	3.7%
17	3rd year (BA or equivalent)	47	2.1%
18	4th year (MA or equivalent)	61	2.8%
19	5th year (DESS,DEA or equivalent)	69	3.1%
20	6th year (PhD studies)	50	2.3%
Sysmiss		5	

Warning: these figures indicate the number of cases found in the data file. They cannot be interpreted as summary statistics of the population of interest.

q1500d: Start year WP

Information	[Type= discrete] [Format=numeric] [Range= 1936-2147483624] [Missing=*]
Statistics [NW/ W]	[Valid=1290 /-] [Invalid=931 /-]
Source	MAFE team
Literal question	1511/12/13/14/15/16/17/18/19/20D - 1511/12/13/14/15/16/17/18/19/20F. 1st/2nd/3rd/4th/5th/6th/7th/8th/9th/10th period of work permit Start year

Value	Label	Cases	Percentage
1936		1	0.1%
1950		1	0.1%
1951		1	0.1%
1953		3	0.2%
1954		2	0.2%

File : sn_qb_work_permit

q1500d: Start year WP

Value	Label	Cases	Percentage
1955		1	0.1%
1956		2	0.2%
1957		2	0.2%
1958		3	0.2%
1961		2	0.2%
1962		1	0.1%
1963		1	0.1%
1964		3	0.2%
1965		2	0.2%
1966		2	0.2%
1967		3	0.2%
1968		2	0.2%
1969		3	0.2%
1970		5	0.4%
1971		6	0.5%
1972		4	0.3%
1973		7	0.5%
1974		17	1.3%
1975		11	0.9%
1976		15	1.2%
1977		3	0.2%
1978		7	0.5%
1979		6	0.5%
1980		14	1.1%
1981		19	1.5%
1982		14	1.1%
1983		20	1.6%
1984		22	1.7%
1985		22	1.7%
1986		25	1.9%
1987		22	1.7%
1988		31	2.4%
1989		25	1.9%
1990		40	3.1%
1991		34	2.6%
1992		38	2.9%
1993		38	2.9%
1994		40	3.1%
1995		27	2.1%
1996		35	2.7%
1997		41	3.2%
1998		56	4.3%
1999		74	5.7%

File : sn_qb_work_permit

q1500d: Start year WP

Value	Label	Cases	Percentage
2000		84	6.5%
2001		71	5.5%
2002		87	6.7%
2003		61	4.7%
2004		55	4.3%
2005		77	6.0%
2006		49	3.8%
2007		44	3.4%
2008		9	0.7%
Sysmiss		931	

Warning: these figures indicate the number of cases found in the data file. They cannot be interpreted as summary statistics of the population of interest.

q1500f: End year WP

Information	[Type= discrete] [Format=numeric] [Range= 1939-2147483624] [Missing=*]
Statistics [NW/ W]	[Valid=1290 /-] [Invalid=931 /-]
Source	MAFE team
Literal question	1511/12/13/14/15/16/17/18/19/20D - 1511/12/13/14/15/16/17/18/19/20F. 1st/2nd/3rd/4th/5th/6th/7th/8th/9th/10th period of work permit End year
Interviewer's instructions	Cross out end date if status is ongoing

Value	Label	Cases	Percentage
1939		1	0.1%
1953		2	0.2%
1954		1	0.1%
1955		1	0.1%
1956		2	0.2%
1957		1	0.1%
1958		1	0.1%
1959		1	0.1%
1961		2	0.2%
1962		1	0.1%
1963		2	0.2%
1964		2	0.2%
1966		1	0.1%
1967		3	0.2%
1968		4	0.3%
1971		3	0.2%
1972		2	0.2%
1973		1	0.1%
1974		5	0.4%
1975		5	0.4%
1976		9	0.7%
1977		5	0.4%
1978		4	0.3%

File : sn_qb_work_permit

q1500f: End year WP

Value	Label	Cases	Percentage
1979		3	0.2%
1980		7	0.5%
1981		12	0.9%
1982		8	0.6%
1983		7	0.5%
1984		6	0.5%
1985		9	0.7%
1986		19	1.5%
1987		11	0.9%
1988		19	1.5%
1989		14	1.1%
1990		23	1.8%
1991		15	1.2%
1992		19	1.5%
1993		17	1.3%
1994		25	1.9%
1995		19	1.5%
1996		27	2.1%
1997		23	1.8%
1998		26	2.0%
1999		33	2.6%
2000		40	3.1%
2001		35	2.7%
2002		53	4.1%
2003		43	3.3%
2004		25	1.9%
2005		44	3.4%
2006		28	2.2%
2007		30	2.3%
2008		591	45.8%
Sysmiss		931	

Warning: these figures indicate the number of cases found in the data file. They cannot be interpreted as summary statistics of the population of interest.

nnwp: No need for a work permit

Information	[Type= discrete] [Format=numeric] [Range= 0-1] [Missing=*]
Statistics [NW/ W]	[Valid=1283 /-] [Invalid=938 /-]
Source	MAFE team
Literal question	1511/12/13/14/15/16/17/18/19/20. Work status NNWP (No need for a work permit)
Interviewer's instructions	Encircle the status(es). If "other" indicate answer in plain text

Value	Label	Cases	Percentage
0	No	936	73.0%
1	Yes	347	27.0%
Sysmiss		938	

File : sn_qb_work_permit

nnwp: No need for a work permit

Warning: these figures indicate the number of cases found in the data file. They cannot be interpreted as summary statistics of the population of interest.

wp: Work permit

Information [Type= discrete] [Format=numeric] [Range= 0-1] [Missing=*]

Statistics [NW/ W] [Valid=1283 /-] [Invalid=938 /-]

Source MAFE team

Literal question 1511/12/13/14/15/16/17/18/19/20. Work status
WP (Work permit)

Interviewer's instructions Encircle the status(es). If "other" indicate answer in plain text

Value	Label	Cases	Percentage
0	No	865	67.4%
1	Yes	418	32.6%
Sysmiss		938	

Warning: these figures indicate the number of cases found in the data file. They cannot be interpreted as summary statistics of the population of interest.

swp: Selective work permit

Information [Type= discrete] [Format=numeric] [Range= 0-1] [Missing=*]

Statistics [NW/ W] [Valid=1283 /-] [Invalid=938 /-]

Source MAFE team

Literal question 1511/12/13/14/15/16/17/18/19/20. Work status
SWP (Selective work permit)

Interviewer's instructions Encircle the status(es). If "other" indicate answer in plain text

Value	Label	Cases	Percentage
0	No	1219	95.0%
1	Yes	64	5.0%
Sysmiss		938	

Warning: these figures indicate the number of cases found in the data file. They cannot be interpreted as summary statistics of the population of interest.

nwp: No work permit

Information [Type= discrete] [Format=numeric] [Range= 0-1] [Missing=*]

Statistics [NW/ W] [Valid=1283 /-] [Invalid=938 /-]

Source MAFE team

Literal question 1511/12/13/14/15/16/17/18/19/20. Work status
NWP (No work permit)

Interviewer's instructions Encircle the status(es). If "other" indicate answer in plain text

Value	Label	Cases	Percentage
0	No	829	64.6%
1	Yes	454	35.4%
Sysmiss		938	

Warning: these figures indicate the number of cases found in the data file. They cannot be interpreted as summary statistics of the population of interest.

flag_age: Less than 25 years and more than 75 years

Information [Type= discrete] [Format=numeric] [Range= 0-1] [Missing=*]

Statistics [NW/ W] [Valid=2221 /-] [Invalid=0 /-]

Definition The migrant is younger than 25 or older than 75 at the time of the survey.

File : sn_qb_work_permit

flag_age: Less than 25 years and more than 75 years

Notes These individuals have ages very close to the thresholds 25-75.

Value	Label	Cases	Percentage
0	No	2217	99.8%
1	Yes	4	0.2%

Warning: these figures indicate the number of cases found in the data file. They cannot be interpreted as summary statistics of the population of interest.

flag_arrival: First migration in Europe before 18

Information [Type= discrete] [Format=numeric] [Range= 0-1] [Missing=*]

Statistics [NW/ W] [Valid=1365 /-] [Invalid=856 /-]

Definition The migrant (current or returnee) arrived in Europe the 1st time before 18.

Value	Label	Cases	Percentage
0	No	1351	99.0%
1	Yes	14	1.0%
Sysmiss		856	

Warning: these figures indicate the number of cases found in the data file. They cannot be interpreted as summary statistics of the population of interest.

flag_visitor: Resident in Europe but surveyed in Africa

Information [Type= discrete] [Format=numeric] [Range= 0-1] [Missing=*]

Statistics [NW/ W] [Valid=2221 /-] [Invalid=0 /-]

Definition The migrant was living in Europe at the time of the survey, but was surveyed in Africa during a visit.

Notes In these cases, id_country = country of residence in Europe (even though the questionnaire was filled in in Senegal)

Value	Label	Cases	Percentage
0	No	2217	99.8%
1	Yes	4	0.2%

Warning: these figures indicate the number of cases found in the data file. They cannot be interpreted as summary statistics of the population of interest.

weight_eur: Weighting normalized on the 3 european countries

Information [Type= continuous] [Format=numeric] [Range= 0.123741947114468-2.92577934265137] [Missing=*]

Statistics [NW/ W] [Valid=1092 /-] [Invalid=1129 /-]

Definition Use when working on the European countries pooled together (for example, the Senegalese population sampled in France, Italy and Spain). It should not be used if the analyses include individuals surveyed in Africa.

weight_all: Weighting normalized on the 4 countries

Information [Type= continuous] [Format=numeric] [Range= 0.043433666229248-7.21617412567139] [Missing=*]

Statistics [NW/ W] [Valid=2221 /-] [Invalid=0 /-]

Definition Use when working on all countries of the MAFE survey (for example, Senegalese population from Senegalese, French, Italian and Spanish samples).

weight_ctry: Weighting normalized by country

Information [Type= continuous] [Format=numeric] [Range= 0.054081816226244-5.26600313186646] [Missing=*]

Statistics [NW/ W] [Valid=2221 /-] [Invalid=0 /-]

Definition Use when working on a single country (for example, the Senegalese population sampled only in Senegal, or in any single European country).

File : sn_qb_transfer

ident: Biographic individual identifier

Information	[Type= discrete] [Format=character] [Missing=*]
Statistics [NW/ W]	[Valid=1735 /-] [Invalid=0 /-]
Definition	Individual identifiant = 1st letter of country + n° of questionnaire compost

id_country: Country of the survey

Information	[Type= discrete] [Format=character] [Missing=*]
Statistics [NW/ W]	[Valid=1735 /-] [Invalid=0 /-]
Definition	Country where the data was collected: - Es = Spain - Fr = France - It = Italy - Sn = Senegal

Value	Label	Cases	Percentage
Es		212	12.2%
Fr		227	13.1%
It		219	12.6%
Sn		1077	62.1%

Warning: these figures indicate the number of cases found in the data file. They cannot be interpreted as summary statistics of the population of interest.

n_menage: ID of the HH

Information	[Type= continuous] [Format=numeric] [Range= 3-2011] [Missing=*]
Statistics [NW/ W]	[Valid=144 /-] [Invalid=1591 /-]
Definition	Household ID Only available for Africa

n_indiv: ID of the individual in the HH

Information	[Type= continuous] [Format=numeric] [Range= 0-101] [Missing=*]
Statistics [NW/ W]	[Valid=137 /-] [Invalid=1598 /-]
Definition	ID of each individual within her/his household Only available for Africa

num_dr: Constructed ID of the PSU

Information	[Type= discrete] [Format=character] [Missing=*]
Statistics [NW/ W]	[Valid=1080 /-] [Invalid=0 /-]
Definition	Survey area ID Only available for Africa

Value	Label	Cases	Percentage
01		7	0.6%
02		18	1.7%
03		20	1.9%
04		16	1.5%
05		18	1.7%
06		18	1.7%
07		17	1.6%
08		19	1.8%
09		15	1.4%
10		25	2.3%

File : sn_qb_transfer

num_dr: Constructed ID of the PSU

Value	Label	Cases	Percentage
11		16	1.5%
12		18	1.7%
13		27	2.5%
14		19	1.8%
15		11	1.0%
16		11	1.0%
17		17	1.6%
18		20	1.9%
19		16	1.5%
20		9	0.8%
21		21	1.9%
22		15	1.4%
23		19	1.8%
24		15	1.4%
25		20	1.9%
26		15	1.4%
27		14	1.3%
28		13	1.2%
29		17	1.6%
30		16	1.5%
31		25	2.3%
32		16	1.5%
33		18	1.7%
34		25	2.3%
35		23	2.1%
36		26	2.4%
37		23	2.1%
38		21	1.9%
39		14	1.3%
40		19	1.8%
41		27	2.5%
42		17	1.6%
43		22	2.0%
44		12	1.1%
45		20	1.9%
46		30	2.8%
47		16	1.5%
48		23	2.1%
49		15	1.4%
50		16	1.5%
51		18	1.7%
52		14	1.3%
53		16	1.5%

File : sn_qb_transfer

num_dr: Constructed ID of the PSU

Value	Label	Cases	Percentage
54		22	2.0%
55		14	1.3%
56		15	1.4%
57		13	1.2%
58		21	1.9%
59		21	1.9%
60		16	1.5%

Warning: these figures indicate the number of cases found in the data file. They cannot be interpreted as summary statistics of the population of interest.

strata_area: Strate of the CD defined by the population census

Information	[Type= discrete] [Format=numeric] [Range= 1-10] [Missing=*]
Statistics [NW/ W]	[Valid=1080 /-] [Invalid=655 /-]
Definition	Migration prevalence in each survey area, defined using the 2002 Census Only available for Africa

Value	Label	Cases	Percentage
1		100	9.3%
2		103	9.5%
3		103	9.5%
4		108	10.0%
5		105	9.7%
6		111	10.3%
7		121	11.2%
8		103	9.5%
9		129	11.9%
10		97	9.0%
Sysmiss		655	

Warning: these figures indicate the number of cases found in the data file. They cannot be interpreted as summary statistics of the population of interest.

strata_hh: HH with migrants

Information	[Type= discrete] [Format=numeric] [Range= 0-2] [Missing=*]
Statistics [NW/ W]	[Valid=1080 /-] [Invalid=655 /-]
Definition	Stratification by household migrant status according to the screening survey Only available for Africa

Value	Label	Cases	Percentage
0	Non migrant HH	709	65.6%
1	HH with returnee(s) or migrant(s) abroad	371	34.4%
Sysmiss		655	

Warning: these figures indicate the number of cases found in the data file. They cannot be interpreted as summary statistics of the population of interest.

strata_ind: Presence of migrant in the HH during the census

Information	[Type= discrete] [Format=numeric] [Range= 1-3] [Missing=*]
Statistics [NW/ W]	[Valid=1075 /-] [Invalid=660 /-]
Definition	3 strata according to the individuals' migratory status Only available for Africa

File : sn_qb_transfer

strata_ind: Presence of migrant in the HH during the census

Value	Label	Cases	Percentage
1	Return migrant	161	15.0%
2	Partner of a migrant	117	10.9%
3	Other non migrant	797	74.1%
Sysmiss		660	

Warning: these figures indicate the number of cases found in the data file. They cannot be interpreted as summary statistics of the population of interest.

num_transr: Transfer number

Value	Label	Cases	Percentage
1		578	89.6%
2		56	8.7%
3		8	1.2%
4		3	0.5%
Sysmiss		1090	

Warning: these figures indicate the number of cases found in the data file. They cannot be interpreted as summary statistics of the population of interest.

q1: Sex

Information	[Type= discrete] [Format=numeric] [Range= 1-9999] [Missing=*]
Statistics [NW/ W]	[Valid=1735 /-] [Invalid=0 /-]

Pre-question

PRESENTATION OF THE STUDY TO THE RESPONDENTS

Hello, my name is I am taking part in a study about migration between Senegal and various countries in Europe, and on links between people living in Senegal and their families and friends who live abroad. Before we start, I'd like to briefly present the study to you, and inform you about your rights. This study has been organised by the University of Dakar, and several European research organisms: the Institut national d'études démographiques (Paris, France), the University of Pompeu Fabra (Barcelone, Espagne), FIERI (Turin, Italie), in collaboration with ENDA Tiers-Monde.

WHY THIS STUDY? => Hand out the INFORMATION LEAFLET and present the study

* For a number of years, African migration has been a major issue of public debate - in politics and the media, both in Africa and in Europe. However, this debate is often not based on real evidence, but rather on opinions.
 * In fact, the scale and causes of Senegalese migration are not very well known. We also don't know the real impacts of migration on the living conditions of Senegalese families or on Senegal's national development.
 * In this study, which is organised by both Senegalese and European researchers, we would like to produce statistical data based on the real life experiences of Senegalese people. We hope that this data will help us to understand migration better, including its effects on Senegal.
 * The findings will be used to contribute to public debates gathering citizens, researchers and political decision-makers. The finale goal of this study is to link both real life experiences and migratory and development policies.

HOW IS THIS GOING TO HAPPEN?

* To carry out this study, we will meet people with very different migration experiences: people who have always stayed in Senegal; people who've lived abroad but have come back to Senegal; and people who remain in Europe.
 * Some information has already been collected in January and February 2008, on households living in Dakar, mainly about life conditions and the families' relationship with their migrants.
 * Today, this questionnaire involves questions about you, your life. There are questions about the places you have lived since your childhood; about your occupations and family life; the trips you have made abroad; and so on. All these questions will allow us to look at the relationships between whether people migrate or not, and their economic and family circumstances.
 * Since everyone's experiences are different, the duration of the interview varies - it should be between half an hour, and a maximum of two hours, depending on your individual life history.

RIGHTS AND CONFIDENTIALITY OF ANSWERS

* If a question makes you feel uneasy, you are not obliged to answer. You can stop the interview at any time.

File : sn_qb_transfer

q1: Sex

* We guarantee that all the information you provide us with will be kept confidential. Your name and address are not recorded in the questionnaire. Nobody will be able to identify you from the information that you give me.

Before we start: do you have any questions?

INTRODUCTION

Literal question

Q1. The respondent is:

Post-question

To begin with, I would like to note the major events and periods of your life on this grid. We will begin at the time of your birth. Later we will look at these periods of life in some more detail.

Interviewer's instructions

STUDY IN FRANCE: Hand out the CNIL letter to the interviewee.
In compliance with the law "informatique et libertés" of January 6, 1978, you have a right to access and rectify information concerning yourself.
To exercise this right, you should apply by mail, before the first July 2008, at INED. As data are anonymous, the correction will only be possible on presentation of your interviewee number.

Value	Label	Cases	Percentage
1	Man	843	48.6%
2	Woman	892	51.4%

Warning: these figures indicate the number of cases found in the data file. They cannot be interpreted as summary statistics of the population of interest.

q1a: Year of birth

Information

[Type= discrete] [Format=numeric] [Range= 1932-9999] [Missing=*]

Statistics [NW/ W]

[Valid=1735 /-] [Invalid=0 /-]

Literal question

Q1A. To start with, and to help us to set a time scale, could you tell me in which year you were born (or your age)?
Year of birth

Interviewer's instructions

AGEVEN: Locate year of birth in the grid, note 0 in the columns titled "age", and fill in these columns by retracing the age till the current age of the respondent.

Value	Label	Cases	Percentage
1932		1	0.1%
1933		3	0.2%
1934		6	0.3%
1935		6	0.3%
1936		5	0.3%
1937		1	0.1%
1938		5	0.3%
1939		10	0.6%
1940		8	0.5%
1941		5	0.3%
1942		7	0.4%
1943		13	0.7%
1944		7	0.4%
1945		12	0.7%
1946		11	0.6%
1947		19	1.1%
1948		13	0.7%
1949		15	0.9%
1950		20	1.2%
1951		17	1.0%
1952		17	1.0%

File : sn_qb_transfer

q1a: Year of birth

Value	Label	Cases	Percentage
1953		28	1.6%
1954		27	1.6%
1955		28	1.6%
1956		23	1.3%
1957		27	1.6%
1958		38	2.2%
1959		29	1.7%
1960		48	2.8%
1961		32	1.8%
1962		46	2.7%
1963		53	3.1%
1964		38	2.2%
1965		43	2.5%
1966		48	2.8%
1967		49	2.8%
1968		63	3.6%
1969		42	2.4%
1970		66	3.8%
1971		62	3.6%
1972		89	5.1%
1973		67	3.9%
1974		60	3.5%
1975		49	2.8%
1976		46	2.7%
1977		70	4.0%
1978		61	3.5%
1979		56	3.2%
1980		64	3.7%
1981		56	3.2%
1982		67	3.9%
1983		57	3.3%
1984		2	0.1%

Warning: these figures indicate the number of cases found in the data file. They cannot be interpreted as summary statistics of the population of interest.

age_survey: Age at survey

Information	[Type= continuous] [Format=numeric] [Range= 25-77] [Missing=*]
Statistics [NW/ W]	[Valid=1735 /-] [Invalid=0 /-] [Mean=41.716 /-] [StdDev=11.336 /-]
Literal question	Q1A. To start with, and to help us to set a time scale, could you tell me in which year you were born (or your age)? Age
Interviewer's instructions	AGEVEN: Locate year of birth in the grid, note 0 in the columns titled "age", and fill in these columns by retracing the age till the current age of the respondent.

q18: Which is the last school year you attended

Information	[Type= discrete] [Format=numeric] [Range= 0-2147483624] [Missing=*]
Statistics [NW/ W]	[Valid=1731 /-] [Invalid=4 /-]

File : sn_qb_transfer

q18: Which is the last school year you attended

Literal question	Q18. Let's talk about your studies: Which is the last school year you attended?
Post-question	If q18 in 0, 1, 2, 3, 4, 5, 6, 7 => Go to the "Activity" module
Interviewer's instructions	- If EGO has no formal education: Encircle the code 00 below - If EGO has some formal education: Encircle the corresponding code

Value	Label	Cases	Percentage
0	None	427	24.7%
1	Pre-school (nursery school)	4	0.2%
2	Pre-school	20	1.2%
3	First year primary	23	1.3%
4	2nd year primary	45	2.6%
5	3rd year primary	56	3.2%
6	4th year primary	53	3.1%
7	5th year primary	312	18.0%
8	1st year secondary	48	2.8%
9	2nd year secondary	45	2.6%
10	3rd year secondary	65	3.8%
11	4th year secondary	188	10.9%
12	1st year high school	63	3.6%
13	2nd year high school	56	3.2%
14	Final year high school	104	6.0%
15	1st year (DEUG1 or equivalent) / BTS1	27	1.6%
16	2nd year (DEUG2 or equivalent) / BTS2	63	3.6%
17	3rd year (BA or equivalent)	32	1.8%
18	4th year (MA or equivalent)	36	2.1%
19	5th year (DESS,DEA or equivalent)	37	2.1%
20	6th year (PhD studies)	27	1.6%
Sysmiss		4	

Warning: these figures indicate the number of cases found in the data file. They cannot be interpreted as summary statistics of the population of interest.

q1601d: Beginning year of the transfer

Information	[Type= discrete] [Format=numeric] [Range= 1961-2147483624] [Missing=*]
Statistics [NW/ W]	[Valid=645 /-] [Invalid=1090 /-]
Source	MAFE team
Literal question	1601D - 1601F. 1st/2nd/3rd/4th/5th period TR Start year of transfer

Value	Label	Cases	Percentage
1961		1	0.2%
1964		1	0.2%
1965		1	0.2%
1966		2	0.3%
1967		1	0.2%
1969		1	0.2%
1970		1	0.2%
1971		4	0.6%

File : sn_qb_transfer

q1601d: Beginning year of the transfer

Value	Label	Cases	Percentage
1972		2	0.3%
1973		2	0.3%
1974		8	1.2%
1975		3	0.5%
1976		5	0.8%
1977		3	0.5%
1978		1	0.2%
1979		3	0.5%
1980		5	0.8%
1981		9	1.4%
1982		7	1.1%
1983		9	1.4%
1984		11	1.7%
1985		12	1.9%
1986		10	1.6%
1987		11	1.7%
1988		9	1.4%
1989		14	2.2%
1990		19	2.9%
1991		20	3.1%
1992		19	2.9%
1993		25	3.9%
1994		19	2.9%
1995		12	1.9%
1996		17	2.6%
1997		18	2.8%
1998		36	5.6%
1999		40	6.2%
2000		43	6.7%
2001		37	5.7%
2002		34	5.3%
2003		36	5.6%
2004		27	4.2%
2005		35	5.4%
2006		28	4.3%
2007		39	6.0%
2008		5	0.8%
Sysmiss		1090	

Warning: these figures indicate the number of cases found in the data file. They cannot be interpreted as summary statistics of the population of interest.

q1601f: Ending year of the transfer

Information	[Type= discrete] [Format=numeric] [Range= 1964-2147483624] [Missing=*]
Statistics [NW/ W]	[Valid=309 /-] [Invalid=1426 /-]
Source	MAFE team

File : sn_qb_transfer

q1601f: Ending year of the transfer

Literal question 1601D - 1601F. 1st/2nd/3rd/4th/5th period TR
End year of transfer

Interviewer's instructions Cross out if ongoing

Value	Label	Cases	Percentage
1964		1	0.3%
1965		1	0.3%
1967		1	0.3%
1968		1	0.3%
1972		1	0.3%
1975		1	0.3%
1977		1	0.3%
1979		2	0.6%
1980		1	0.3%
1981		2	0.6%
1982		2	0.6%
1983		3	1.0%
1984		3	1.0%
1985		1	0.3%
1986		4	1.3%
1987		3	1.0%
1988		2	0.6%
1989		5	1.6%
1990		4	1.3%
1991		3	1.0%
1992		6	1.9%
1993		1	0.3%
1994		7	2.3%
1995		3	1.0%
1996		6	1.9%
1997		10	3.2%
1998		8	2.6%
1999		7	2.3%
2000		8	2.6%
2001		7	2.3%
2002		11	3.6%
2003		10	3.2%
2004		9	2.9%
2005		12	3.9%
2006		10	3.2%
2007		16	5.2%
2008		136	44.0%
Sysmiss		1426	

Warning: these figures indicate the number of cases found in the data file. They cannot be interpreted as summary statistics of the population of interest.

File : sn_qb_transfer

q1601p1: Destination country of transfer 1

Information	[Type= discrete] [Format=numeric] [Range= 96000-2147483624] [Missing=*]
Statistics [NW/ W]	[Valid=636 /-] [Invalid=1099 /-]
Source	MAFE team
Literal question	1601P. Destination countries of transfers Country 1
Interviewer's instructions	Note in plain text all countries

Value	Label	Cases	Percentage
96000	FRANCE	10	1.6%
99127	ITALY	2	0.3%
99132	UNITED KINGDOM	1	0.2%
99135	NETHERLANDS	1	0.2%
99139	PORTUGAL	1	0.2%
99304	GAMBIA	1	0.2%
99322	CAMEROON	1	0.2%
99326	COTE DIVOIRE	1	0.2%
99328	GABON	4	0.6%
99330	GUINEA	2	0.3%
99335	MALI	2	0.3%
99336	MAURITANIA	1	0.2%
99338	NIGERIA	1	0.2%
99341	SENEGAL	601	94.5%
99350	MOROCCO	3	0.5%
99351	TUNISIA	1	0.2%
99389	WESTERN 'SAHARA	1	0.2%
99401	CANADA	1	0.2%
99404	UNITED STATES	1	0.2%
Sysmiss		1099	

Warning: these figures indicate the number of cases found in the data file. They cannot be interpreted as summary statistics of the population of interest.

q1601p2: Destination country of transfer 2

Information	[Type= discrete] [Format=numeric] [Range= 96000-2147483624] [Missing=*]
Statistics [NW/ W]	[Valid=8 /-] [Invalid=1727 /-]
Source	MAFE team
Literal question	1601P. Destination countries of transfers Country 2
Interviewer's instructions	Note in plain text all countries

Value	Label	Cases	Percentage
99330	GUINEA	2	25.0%
99336	MAURITANIA	4	50.0%
99341	SENEGAL	1	12.5%
99392	GUINEA BISSAU	1	12.5%
Sysmiss		1727	

Warning: these figures indicate the number of cases found in the data file. They cannot be interpreted as summary statistics of the population of interest.

File : sn_qb_transfer

nom_trans: Number of tranfers of Ego

Information	[Type= continuous] [Format=numeric] [Range= 1-4] [Missing=*]
Statistics [NW/ W]	[Valid=645 /-] [Invalid=1090 /-] [Mean=1.251 /-] [StdDev=0.589 /-]
Definition	Total number of transfers done by Ego
Source	MAFE team
Notes	Created variable

flag_age: Less than 25 years and more than 75 years

Information	[Type= discrete] [Format=numeric] [Range= 0-1] [Missing=*]
Statistics [NW/ W]	[Valid=1735 /-] [Invalid=0 /-]
Definition	The migrant is younger than 25 or older than 75 at the time of the survey.
Notes	These individuals have ages very close to the thresholds 25-75.

Value	Label	Cases	Percentage
0	No	1731	99.8%
1	Yes	4	0.2%

Warning: these figures indicate the number of cases found in the data file. They cannot be interpreted as summary statistics of the population of interest.

flag_arrival: First migration in Europe before 18

Information	[Type= discrete] [Format=numeric] [Range= 0-1] [Missing=*]
Statistics [NW/ W]	[Valid=880 /-] [Invalid=855 /-]
Definition	The migrant (current or returnee) arrived in Europe the 1st time before 18.

Value	Label	Cases	Percentage
0	No	870	98.9%
1	Yes	10	1.1%
Sysmiss		855	

Warning: these figures indicate the number of cases found in the data file. They cannot be interpreted as summary statistics of the population of interest.

flag_visitor: Resident in Europe but surveyed in Africa

Information	[Type= discrete] [Format=numeric] [Range= 0-1] [Missing=*]
Statistics [NW/ W]	[Valid=1735 /-] [Invalid=0 /-]
Definition	The migrant was living in Europe at the time of the survey, but was surveyed in Africa during a visit.
Notes	In these cases, id_country = country of residence in Europe (even though the questionnaire was filled in in Senegal)

Value	Label	Cases	Percentage
0	No	1732	99.8%
1	Yes	3	0.2%

Warning: these figures indicate the number of cases found in the data file. They cannot be interpreted as summary statistics of the population of interest.

weight_eur: Weighting normalized on the 3 european countries

Information	[Type= continuous] [Format=numeric] [Range= 0.123741947114468-2.92577934265137] [Missing=*]
Statistics [NW/ W]	[Valid=658 /-] [Invalid=1077 /-]
Definition	Use when working on the European countries pooled together (for example, the Senegalese population sampled in France, Italy and Spain). It should not be used if the analyses include individuals surveyed in Africa.

weight_all: Weighting normalized on the 4 countries

Information	[Type= continuous] [Format=numeric] [Range= 0.043433666229248-7.21617412567139] [Missing=*]
Statistics [NW/ W]	[Valid=1735 /-] [Invalid=0 /-]

File : sn_qb_transfer**# weight_all: Weighting normalized on the 4 countries**

Definition	Use when working on all countries of the MAFE survey (for example, Senegalese population from Senegalese, French, Italian and Spanish samples).
-------------------	---

weight_ctry: Weighting normalized by country

Information	[Type= continuous] [Format=numeric] [Range= 0.054081816226244-5.26600313186646] [Missing=*]
--------------------	---

Statistics [NW/ W]	[Valid=1735 /-] [Invalid=0 /-]
---------------------------	--------------------------------

Definition	Use when working on a single country (for example, the Senegalese population sampled only in Senegal, or in any single European country).
-------------------	---

File : sn_qb_association

ident: Biographic individual identifier

Information	[Type= discrete] [Format=character] [Missing=*]
Statistics [NW/ W]	[Valid=1680 /-] [Invalid=0 /-]
Definition	Individual identifiant = 1st letter of country + n° of questionnaire compost

id_country: Country of the survey

Information	[Type= discrete] [Format=character] [Missing=*]
Statistics [NW/ W]	[Valid=1680 /-] [Invalid=0 /-]
Definition	Country where the data was collected: - Es = Spain - Fr = France - It = Italy - Sn = Senegal

Value	Label	Cases	Percentage
Es		200	11.9%
Fr		213	12.7%
It		205	12.2%
Sn		1062	63.2%

Warning: these figures indicate the number of cases found in the data file. They cannot be interpreted as summary statistics of the population of interest.

n_menage: ID of the HH

Information	[Type= continuous] [Format=numeric] [Range= 3-2011] [Missing=*]
Statistics [NW/ W]	[Valid=37 /-] [Invalid=1643 /-]
Definition	Household ID Only available for Africa

n_indiv: ID of the individual in the HH

Information	[Type= continuous] [Format=numeric] [Range= 0-101] [Missing=*]
Statistics [NW/ W]	[Valid=31 /-] [Invalid=1649 /-]
Definition	ID of each individual within her/his household Only available for Africa

num_dr: Constructed ID of the PSU

Information	[Type= discrete] [Format=character] [Missing=*]
Statistics [NW/ W]	[Valid=1065 /-] [Invalid=0 /-]
Definition	Survey area ID Only available for Africa

Value	Label	Cases	Percentage
01		7	0.7%
02		18	1.7%
03		19	1.8%
04		16	1.5%
05		18	1.7%
06		18	1.7%
07		17	1.6%
08		19	1.8%
09		15	1.4%
10		25	2.3%

File : sn_qb_association

num_dr: Constructed ID of the PSU

Value	Label	Cases	Percentage
11		16	1.5%
12		18	1.7%
13		27	2.5%
14		19	1.8%
15		11	1.0%
16		11	1.0%
17		17	1.6%
18		20	1.9%
19		16	1.5%
20		9	0.8%
21		21	2.0%
22		14	1.3%
23		19	1.8%
24		15	1.4%
25		20	1.9%
26		15	1.4%
27		14	1.3%
28		13	1.2%
29		15	1.4%
30		16	1.5%
31		25	2.3%
32		16	1.5%
33		18	1.7%
34		25	2.3%
35		23	2.2%
36		24	2.3%
37		23	2.2%
38		18	1.7%
39		13	1.2%
40		18	1.7%
41		27	2.5%
42		16	1.5%
43		21	2.0%
44		12	1.1%
45		20	1.9%
46		29	2.7%
47		16	1.5%
48		23	2.2%
49		14	1.3%
50		16	1.5%
51		18	1.7%
52		14	1.3%
53		16	1.5%

File : sn_qb_association

num_dr: Constructed ID of the PSU

Value	Label	Cases	Percentage
54		22	2.1%
55		14	1.3%
56		15	1.4%
57		13	1.2%
58		21	2.0%
59		21	2.0%
60		16	1.5%

Warning: these figures indicate the number of cases found in the data file. They cannot be interpreted as summary statistics of the population of interest.

strata_area: Strate of the CD defined by the population census

Information	[Type= discrete] [Format=numeric] [Range= 1-10] [Missing=*]
Statistics [NW/ W]	[Valid=1065 /-] [Invalid=615 /-]
Definition	Migration prevalence in each survey area, defined using the 2002 Census Only available for Africa

Value	Label	Cases	Percentage
1		100	9.4%
2		103	9.7%
3		103	9.7%
4		108	10.1%
5		104	9.8%
6		109	10.2%
7		116	10.9%
8		100	9.4%
9		126	11.8%
10		96	9.0%
Sysmiss		615	

Warning: these figures indicate the number of cases found in the data file. They cannot be interpreted as summary statistics of the population of interest.

strata_hh: HH with migrants

Information	[Type= discrete] [Format=numeric] [Range= 0-2] [Missing=*]
Statistics [NW/ W]	[Valid=1065 /-] [Invalid=615 /-]
Definition	Stratification by household migrant status according to the screening survey Only available for Africa

Value	Label	Cases	Percentage
0	Non migrant HH	701	65.8%
1	HH with returnee(s) or migrant(s) abroad	364	34.2%
Sysmiss		615	

Warning: these figures indicate the number of cases found in the data file. They cannot be interpreted as summary statistics of the population of interest.

strata_ind: Presence of migrant in the HH during the census

Information	[Type= discrete] [Format=numeric] [Range= 1-3] [Missing=*]
Statistics [NW/ W]	[Valid=1060 /-] [Invalid=620 /-]
Definition	3 strata according to the individuals' migratory status Only available for Africa

File : sn_qb_association

strata_ind: Presence of migrant in the HH during the census

Value	Label	Cases	Percentage
1	Return migrant	148	14.0%
2	Partner of a migrant	117	11.0%
3	Other non migrant	795	75.0%
Sysmiss		620	

Warning: these figures indicate the number of cases found in the data file. They cannot be interpreted as summary statistics of the population of interest.

num_coti: Contribution number

Information	[Type= discrete] [Format=numeric] [Range= 1-3] [Missing=*]
Statistics [NW/ W]	[Valid=153 /-] [Invalid=1527 /-]

Value	Label	Cases	Percentage
1		141	92.2%
2		11	7.2%
3		1	0.7%
Sysmiss		1527	

Warning: these figures indicate the number of cases found in the data file. They cannot be interpreted as summary statistics of the population of interest.

q1: Sex

Information	[Type= discrete] [Format=numeric] [Range= 1-9999] [Missing=*]
Statistics [NW/ W]	[Valid=1680 /-] [Invalid=0 /-]

Pre-question	<p>PRESENTATION OF THE STUDY TO THE RESPONDENTS</p> <p>Hello, my name is I am taking part in a study about migration between Senegal and various countries in Europe, and on links between people living in Senegal and their families and friends who live abroad. Before we start, I'd like to briefly present the study to you, and inform you about your rights.</p> <p>This study has been organised by the University of Dakar, and several European research organisms: the Institut national d'études démographiques (Paris, France), the University of Pompeu Fabra (Barcelone, Espagne), FIERI (Turin, Italie), in collaboration with ENDA Tiers-Monde.</p> <p>WHY THIS STUDY? => Hand out the INFORMATION LEAFLET and present the study</p> <p>* For a number of years, African migration has been a major issue of public debate - in politics and the media, both in Africa and in Europe. However, this debate is often not based on real evidence, but rather on opinions.</p> <p>* In fact, the scale and causes of Senegalese migration are not very well known. We also don't know the real impacts of migration on the living conditions of Senegalese families or on Senegal's national development.</p> <p>* In this study, which is organised by both Senegalese and European researchers, we would like to produce statistical data based on the real life experiences of Senegalese people. We hope that this data will help us to understand migration better, including its effects on Senegal.</p> <p>* The findings will be used to contribute to public debates gathering citizens, researchers and political decision-makers. The finale goal of this study is to link both real life experiences and migratory and development policies.</p> <p>HOW IS THIS GOING TO HAPPEN?</p> <p>* To carry out this study, we will meet people with very different migration experiences: people who have always stayed in Senegal; people who've lived abroad but have come back to Senegal; and people who remain in Europe.</p> <p>* Some information has already been collected in January and February 2008, on households living in Dakar, mainly about life conditions and the families' relationship with their migrants.</p> <p>* Today, this questionnaire involves questions about you, your life. There are questions about the places you have lived since your childhood; about your occupations and family life; the trips you have made abroad; and so on. All these questions will allow us to look at the relationships between whether people migrate or not, and their economic and family circumstances.</p> <p>* Since everyone's experiences are different, the duration of the interview varies - it should be between half an hour, and a maximum of two hours, depending on your individual life history.</p> <p>RIGHTS AND CONFIDENTIALITY OF ANSWERS</p> <p>* If a question makes you feel uneasy, you are not obliged to answer. You can stop the interview at any time.</p> <p>* We guarantee that all the information you provide us with will be kept confidential. Your name and address are not recorded in the questionnaire. Nobody will be able to identify you from the information that you give me.</p>
---------------------	---

File : sn_qb_association

q1: Sex

	Before we start: do you have any questions? INTRODUCTION
Literal question	Q1. The respondent is:
Post-question	To begin with, I would like to note the major events and periods of your life on this grid. We will begin at the time of your birth. Later we will look at these periods of life in some more detail.
Interviewer's instructions	STUDY IN FRANCE: Hand out the CNIL letter to the interviewee. In compliance with the law "informatique et libertés" of January 6, 1978, you have a right to access and rectify information concerning yourself. To exercise this right, you should apply by mail, before the first July 2008, at INED. As data are anonymous, the correction will only be possible on presentation of your interviewee number.

Value	Label	Cases	Percentage
1	Man	804	47.9%
2	Woman	876	52.1%

Warning: these figures indicate the number of cases found in the data file. They cannot be interpreted as summary statistics of the population of interest.

q1a: Year of birth

Information	[Type= discrete] [Format=numeric] [Range= 1932-9999] [Missing=*]
Statistics [NW/ W]	[Valid=1680 /-] [Invalid=0 /-]
Literal question	Q1A. To start with, and to help us to set a time scale, could you tell me in which year you were born (or your age)? Year of birth
Interviewer's instructions	AGEVEN: Locate year of birth in the grid, note 0 in the columns titled "age", and fill in these columns by retracing the age till the current age of the respondent.

Value	Label	Cases	Percentage
1932		1	0.1%
1933		3	0.2%
1934		6	0.4%
1935		6	0.4%
1936		5	0.3%
1937		1	0.1%
1938		5	0.3%
1939		6	0.4%
1940		8	0.5%
1941		5	0.3%
1942		7	0.4%
1943		13	0.8%
1944		6	0.4%
1945		10	0.6%
1946		10	0.6%
1947		16	1.0%
1948		13	0.8%
1949		15	0.9%
1950		16	1.0%
1951		17	1.0%
1952		16	1.0%
1953		26	1.5%

File : sn_qb_association

q1a: Year of birth

Value	Label	Cases	Percentage
1954		25	1.5%
1955		27	1.6%
1956		22	1.3%
1957		24	1.4%
1958		37	2.2%
1959		30	1.8%
1960		47	2.8%
1961		31	1.8%
1962		44	2.6%
1963		51	3.0%
1964		37	2.2%
1965		45	2.7%
1966		48	2.9%
1967		48	2.9%
1968		60	3.6%
1969		42	2.5%
1970		65	3.9%
1971		59	3.5%
1972		83	4.9%
1973		67	4.0%
1974		60	3.6%
1975		49	2.9%
1976		46	2.7%
1977		68	4.0%
1978		57	3.4%
1979		55	3.3%
1980		63	3.8%
1981		54	3.2%
1982		66	3.9%
1983		57	3.4%
1984		2	0.1%

Warning: these figures indicate the number of cases found in the data file. They cannot be interpreted as summary statistics of the population of interest.

age_survey: Age at survey

Information	[Type= continuous] [Format=numeric] [Range= 25-77] [Missing=*]
Statistics [NW/ W]	[Valid=1680 /-] [Invalid=0 /-] [Mean=41.528 /-] [StdDev=11.227 /-]
Literal question	Q1A. To start with, and to help us to set a time scale, could you tell me in which year you were born (or your age)? Age
Interviewer's instructions	AGEVEN: Locate year of birth in the grid, note 0 in the columns titled "age", and fill in these columns by retracing the age till the current age of the respondent.

q18: Which is the last school year you attended

Information	[Type= discrete] [Format=numeric] [Range= 0-2147483624] [Missing=*]
Statistics [NW/ W]	[Valid=1676 /-] [Invalid=4 /-]
Literal question	Q18. Let's talk about your studies: Which is the last school year you attended?

File : sn_qb_association

q18: Which is the last school year you attended

Post-question If q18 in 0, 1, 2, 3, 4, 5, 6, 7 => Go to the "Activity" module

Interviewer's instructions
 - If EGO has no formal education: Encircle the code 00 below
 - If EGO has some formal education: Encircle the corresponding code

Value	Label	Cases	Percentage
0	None	408	24.3%
1	Pre-school (nursery school)	4	0.2%
2	Pre-school	19	1.1%
3	First year primary	22	1.3%
4	2nd year primary	44	2.6%
5	3rd year primary	54	3.2%
6	4th year primary	53	3.2%
7	5th year primary	305	18.2%
8	1st year secondary	47	2.8%
9	2nd year secondary	45	2.7%
10	3rd year secondary	62	3.7%
11	4th year secondary	179	10.7%
12	1st year high school	60	3.6%
13	2nd year high school	55	3.3%
14	Final year high school	98	5.8%
15	1st year (DEUG1 or equivalent) / BTS1	27	1.6%
16	2nd year (DEUG2 or equivalent) / BTS2	60	3.6%
17	3rd year (BA or equivalent)	32	1.9%
18	4th year (MA or equivalent)	36	2.1%
19	5th year (DESS,DEA or equivalent)	39	2.3%
20	6th year (PhD studies)	27	1.6%
Sysmiss		4	

Warning: these figures indicate the number of cases found in the data file. They cannot be interpreted as summary statistics of the population of interest.

q1701d: Start year of the contribution

Information [Type= discrete] [Format=numeric] [Range= 1971-9999] [Missing=*]

Statistics [NW/ W] [Valid=153 /-] [Invalid=1527 /-]

Source MAFE team

Literal question
 1701D - 1701F. 1st/2nd/3rd/4th/5th Contribution
 Start year of contribution payments

Value	Label	Cases	Percentage
1971		1	0.7%
1972		1	0.7%
1974		1	0.7%
1975		2	1.3%
1976		1	0.7%
1979		1	0.7%
1980		1	0.7%
1981		2	1.3%
1984		4	2.6%
1985		2	1.3%

File : sn_qb_association

q1701d: Start year of the contribution

Value	Label	Cases	Percentage
1986		1	0.7%
1987		2	1.3%
1988		3	2.0%
1989		3	2.0%
1990		9	5.9%
1991		2	1.3%
1992		6	3.9%
1993		3	2.0%
1994		3	2.0%
1995		4	2.6%
1996		3	2.0%
1997		5	3.3%
1998		6	3.9%
1999		7	4.6%
2000		16	10.5%
2001		7	4.6%
2002		11	7.2%
2003		9	5.9%
2004		7	4.6%
2005		9	5.9%
2006		11	7.2%
2007		8	5.2%
2008		2	1.3%
Sysmiss		1527	

Warning: these figures indicate the number of cases found in the data file. They cannot be interpreted as summary statistics of the population of interest.

q1701f: Ending year of the contribution

Information	[Type= discrete] [Format=numeric] [Range= 1980-9999] [Missing=*]
Statistics [NW/ W]	[Valid=62 /-] [Invalid=1618 /-]
Source	MAFE team
Literal question	1701D - 1701F. 1st/2nd/3rd/4th/5th Contribution End year of contribution payments
Interviewer's instructions	Cross out if ongoing

Value	Label	Cases	Percentage
1980		1	1.6%
1987		1	1.6%
1989		2	3.2%
1990		2	3.2%
1991		1	1.6%
1993		2	3.2%
1994		2	3.2%
1995		4	6.5%
1996		1	1.6%
1997		2	3.2%

File : sn_qb_association

q1701f: Ending year of the contribution

Value	Label	Cases	Percentage
1999		4	6.5%
2000		1	1.6%
2001		1	1.6%
2002		2	3.2%
2003		3	4.8%
2004		2	3.2%
2005		4	6.5%
2006		5	8.1%
2007		7	11.3%
2008		15	24.2%
Sysmiss		1618	

Warning: these figures indicate the number of cases found in the data file. They cannot be interpreted as summary statistics of the population of interest.

flag_age: Less than 25 years and more than 75 years

Information	[Type= discrete] [Format=numeric] [Range= 0-1] [Missing=*]
Statistics [NW/ W]	[Valid=1680 /-] [Invalid=0 /-]
Definition	The migrant is younger than 25 or older than 75 at the time of the survey.
Notes	These individuals have ages very close to the thresholds 25-75.

Value	Label	Cases	Percentage
0	No	1676	99.8%
1	Yes	4	0.2%

Warning: these figures indicate the number of cases found in the data file. They cannot be interpreted as summary statistics of the population of interest.

flag_arrival: First migration in Europe before 18

Information	[Type= discrete] [Format=numeric] [Range= 0-1] [Missing=*]
Statistics [NW/ W]	[Valid=825 /-] [Invalid=855 /-]
Definition	The migrant (current or returnee) arrived in Europe the 1st time before 18.

Value	Label	Cases	Percentage
0	No	816	98.9%
1	Yes	9	1.1%
Sysmiss		855	

Warning: these figures indicate the number of cases found in the data file. They cannot be interpreted as summary statistics of the population of interest.

flag_visitor: Resident in Europe but surveyed in Africa

Information	[Type= discrete] [Format=numeric] [Range= 0-1] [Missing=*]
Statistics [NW/ W]	[Valid=1680 /-] [Invalid=0 /-]
Definition	The migrant was living in Europe at the time of the survey, but was surveyed in Africa during a visit.
Notes	In these cases, id_country = country of residence in Europe (even though the questionnaire was filled in in Senegal)

Value	Label	Cases	Percentage
0	No	1677	99.8%
1	Yes	3	0.2%

Warning: these figures indicate the number of cases found in the data file. They cannot be interpreted as summary statistics of the population of interest.

File : sn_qb_association

weight_eur: Weighting normalized on the 3 european countries

Information	[Type= continuous] [Format=numeric] [Range= 0.123741947114468-2.92577934265137] [Missing=*]
Statistics [NW/ W]	[Valid=618 /-] [Invalid=1062 /-]
Definition	Use when working on the European countries pooled together (for example, the Senegalese population sampled in France, Italy and Spain). It should not be used if the analyses include individuals surveyed in Africa.

weight_all: Weighting normalized on the 4 countries

Information	[Type= continuous] [Format=numeric] [Range= 0.043433666229248-7.21617412567139] [Missing=*]
Statistics [NW/ W]	[Valid=1680 /-] [Invalid=0 /-]
Definition	Use when working on all countries of the MAFE survey (for example, Senegalese population from Senegalese, French, Italian and Spanish samples).

weight_ctry: Weighting normalized by country

Information	[Type= continuous] [Format=numeric] [Range= 0.054081816226244-5.26600313186646] [Missing=*]
Statistics [NW/ W]	[Valid=1680 /-] [Invalid=0 /-]
Definition	Use when working on a single country (for example, the Senegalese population sampled only in Senegal, or in any single European country).